

SINGLE CONTAINER

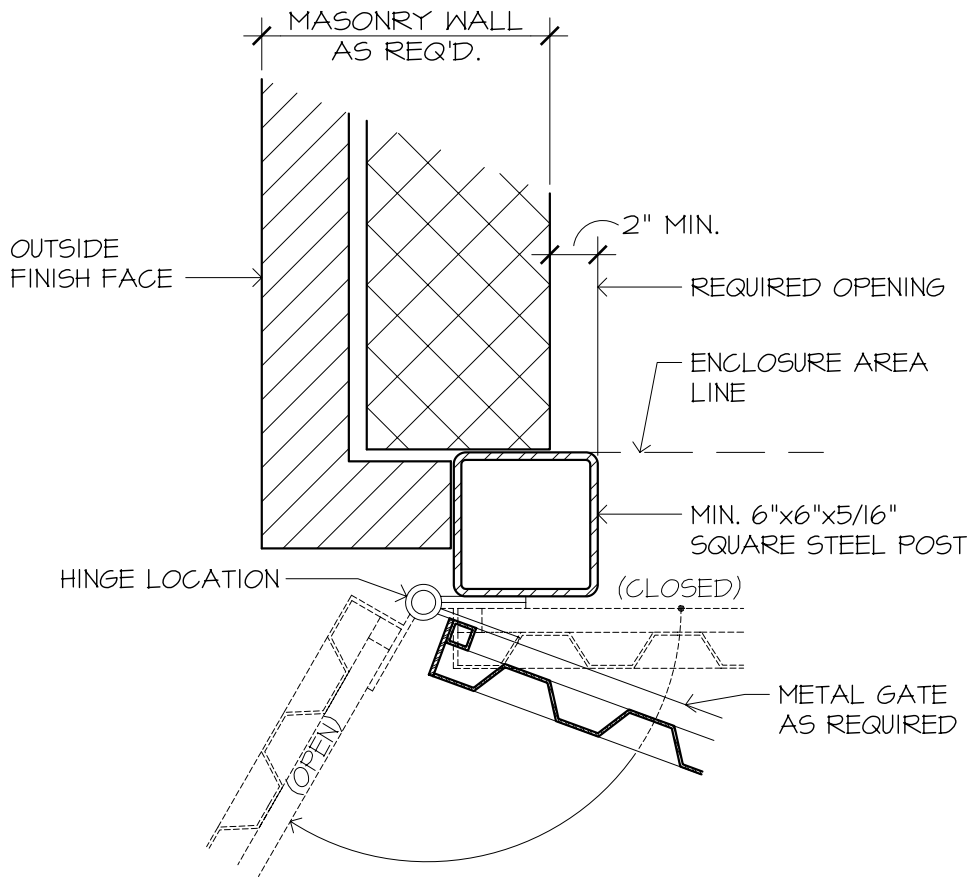
(WHERE PERMITTED)
SCALE: 1/4" = 1'-0"

GENERAL NOTES FOR ALL SINGLE AND DOUBLE CONTAINER ENCLOSURES:

1. PROPERTY OWNER MUST CONTACT ENVIRONMENTAL SERVICES (972) 292-5915 TO DISCUSS PROPER SIZE AND QUANTITY OF DUMPSTERS/COMPACTORS NEEDED TO ENSURE ADEQUATE STORAGE AND MEET COLLECTION AND SERVICE NEEDS.
2. PROVIDE A MINIMUM 40' LONG TRUCK APPROACH PLUS 50' SPACE FOR TRUCK MANEUVERING. SEE SCHEMATIC FOR TYPICAL ROUTE CONDITIONS AND TRUCK MANEUVERING SPACE CLEARANCES REQUIREMENTS.
3. APPROACH AND ENCLOSED AREA TO BE A MINIMUM 7" THICK, REINFORCED CONCRETE PAVING.
4. A FREEZE PROOF HOSE BIBB TO BE IN THE PROXIMITY OF THE ENCLOSURE AREA FOR WASHING AS REQUIRED.
5. WHEN USING TWO SETS OF DOUBLE GATES FOR DOUBLE CONTAINER ENCLOSURES, PROVIDE NOT LESS THAN 10'-3" WIDE CLEAR OPENINGS AT DUMPSTERS.

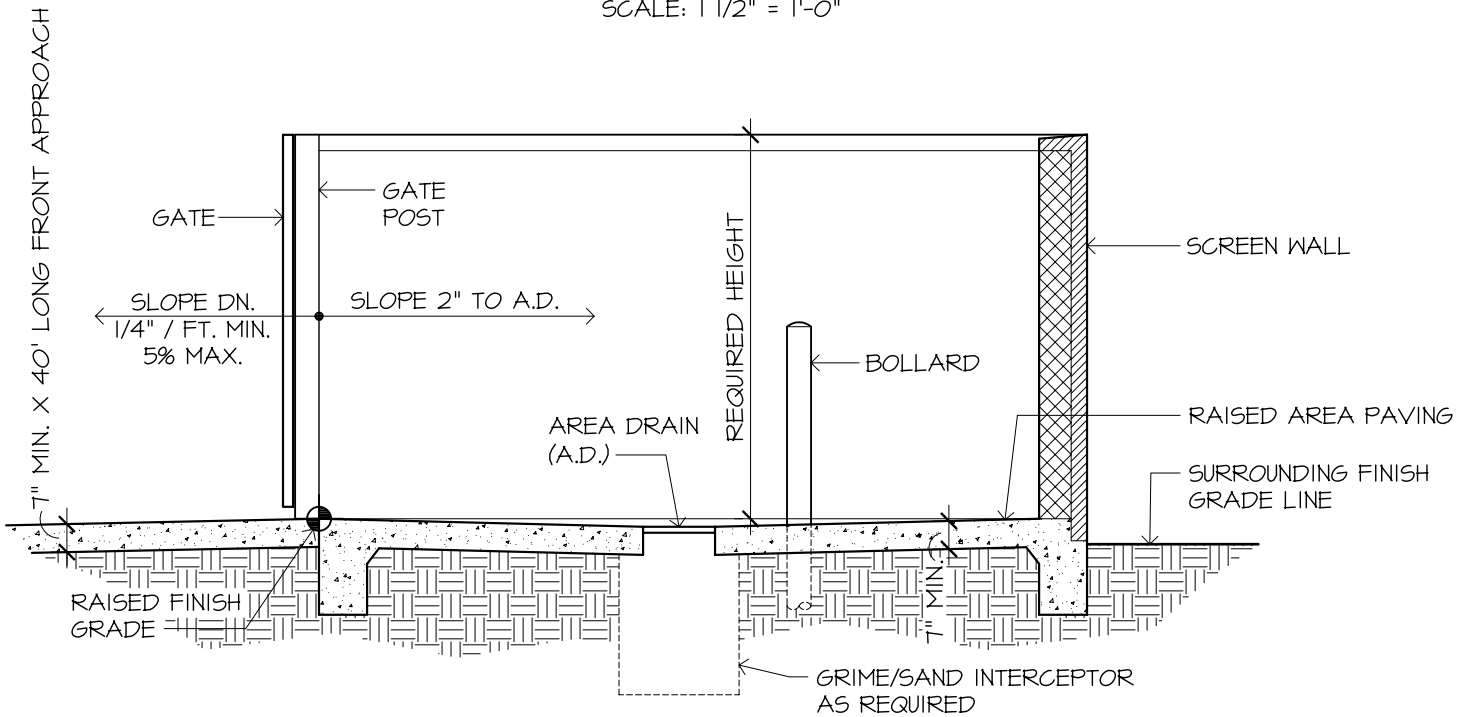
CITY OF FRISCO, ENVIRONMENTAL SERVICES DIVISION, DUMPSTER ENCLOSURE SPECIFICATION SHEETS:

1. SINGLE CONTAINER PLAN AND GENERAL NOTES FOR SINGLE AND DOUBLE CONTAINERS.
2. DOUBLE CONTAINER PLAN.
3. ENCLOSURE DETAILS.
4. SOLID WASTE VEHICLE OPERATION SCHEMATIC TYPICAL ROUTE CONDITIONS AND TRUCK MANEUVERING SPACE CLEARANCES REQUIREMENTS PLAN.
5. SOLID WASTE VEHICLE OPERATION SCHEMATIC TYPICAL ROUTE CONDITIONS AND TRUCK MANEUVERING SPACE CLEARANCES REQUIREMENTS GENERAL NOTES.



GATE POST PLAN DETAIL

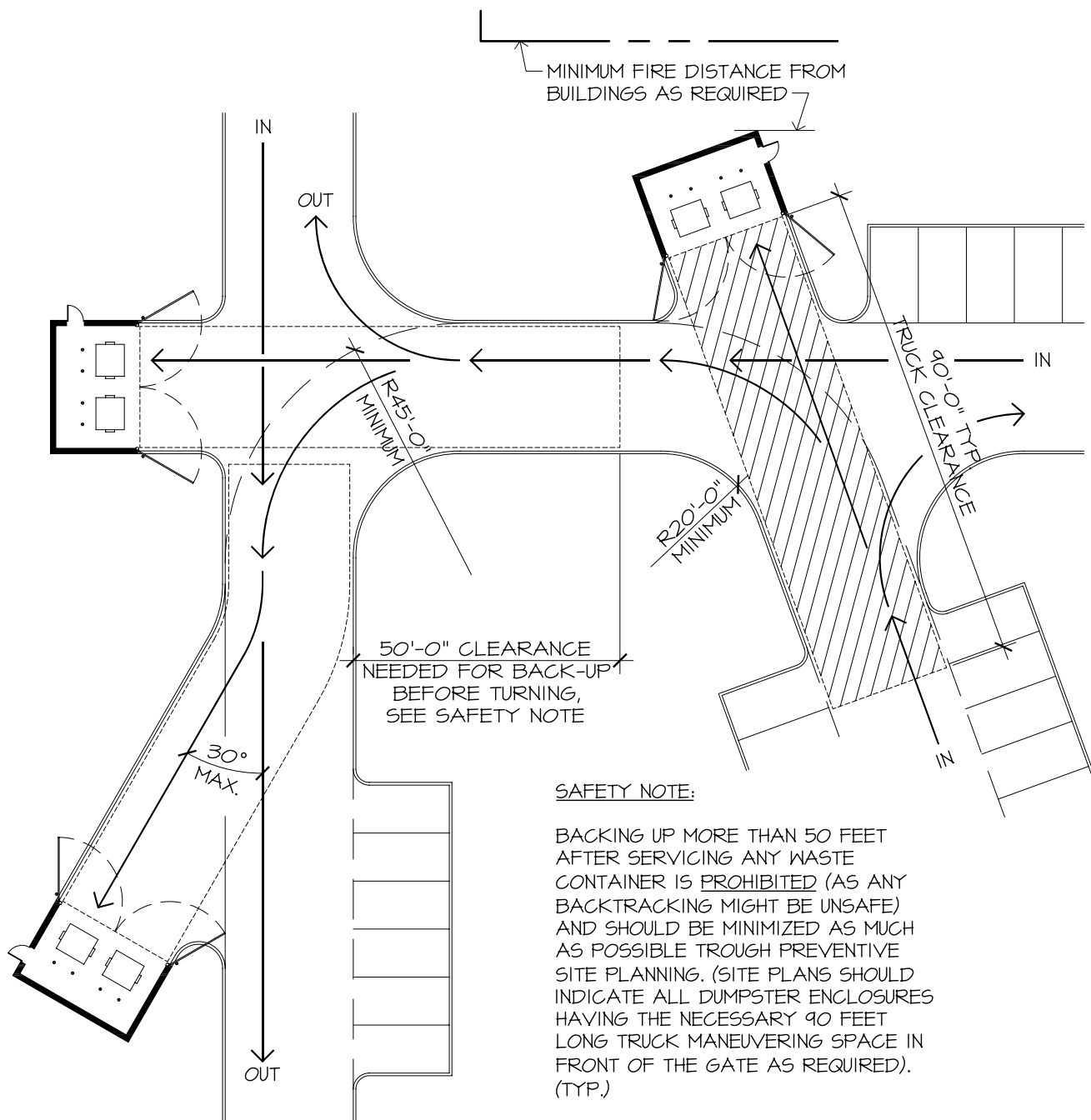
SCALE: 1 1/2" = 1'-0"



ENCLOSED AREA CROSS SECTION

SCALE: 1/4" = 1'-0"

SOLID WASTE VEHICLE OPERATION SCHEMATIC TYPICAL ROUTE CONDITIONS AND TRUCK MANEUVERING SPACE CLEARANCES REQUIREMENTS



SCHEMATIC SITE PLAN

SCALE: 1" = 30'-0"

SOLID WASTE VEHICLE OPERATION SCHEMATIC TYPICAL ROUTE CONDITIONS AND TRUCK MANEUVERING SPACE CLEARANCES REQUIREMENTS

GENERAL NOTES:

1. ALL CURBS ARE TO BE ALIGNED ON THE OUTSIDE OF ENCLOSURE WALLS. THE CURBS SHALL NOT INTERFERE WITH THE ROUTE OF THE SOLID WASTE COLLECTION VEHICLE.
2. ALL SOLID WASTE COLLECTION ROUTES SHALL MEET ENGINEERING DESIGN CRITERIA (WIDTHS, TURNING RADII, ETC.), SITE SHALL BE DESIGNED TO PROVIDE SOLID WASTE COLLECTION VEHICLES WITH SAFE APPROACH TO DUMPSTER ENCLOSURES AND LIFT EACH CONTAINER WITHOUT GROUND LEVEL OR AERIAL OBSTRUCTIONS AS REQUIRED.
3. FOR THE SAFETY OF OTHERS, ROUTE LAYOUT AND OPERATION CLEARANCES SHALL BE SUCH THAT SOLID WASTE VEHICLES WILL NOT NEED TO BACK UP MORE THAN 50 FEET TO EXIT THE SITE AFTER SERVICING A DUMPSTER.
4. NO AWNING OR BUILDING PROJECTIONS ARE TO ENCROACH THE SOLID WASTE COLLECTION VEHICLE'S OPERATION AREA AND/OR SPACE. MINIMUM OVERHEAD CLEARANCE OF 14 FEET IS REQUIRED IN DRIVE AND 25 FEET OVER AND ABOUT THE DUMPSTER ENCLOSURE AREA FROM STEEL SAFETY BOLLARDS BACK 50 FEET.
5. ROUTES SHALL BE CLEAR OF ALL OBSTRUCTIONS (CURBS, WALLS, OVERHEAD WIRES, AWNINGS, ROOF PROJECTIONS, ETC.) TO PREVENT DAMAGE FROM THE COLLECTION VEHICLE.
6. IDEALLY, THE MOST DESIRED SITE PLANNING SHALL BE WHENEVER IS POSSIBLE TO SELECT A ROUTE FOR THE COLLECTION VEHICLE TO TRAVEL THE SITE WITHOUT BACKTRACKING. MULTIPLE FACILITIES SHOULD BE LOCATED IN SEQUENCE TO ALLOW CONSECUTIVE SERVICING ON ONE-WAY TRUCK ROUTE AS MUCH AS POSSIBLE (TYPICAL, UNLESS OTHERWISE APPROVED BY ENVIRONMENTAL SERVICES).
7. ALL DUMPSTER ENCLOSURES MUST BE ORIENTED TO FACE 90 FEET LONG OF OPEN SPACE. THE ONLY EXCEPTION IS FOR DUMPSTER ENCLOSURES PLACED ALONG A STRAIGHT COLLECTION VEHICLE ROUTE WHERE THE ENCLOSURES NEED TO BE ANGLED WITH NOT MORE THAN 30 DEGREES DEVIATION FROM THE ROUTE DIRECTION LINE AND PLACED DEEP ENOUGH TO ALLOW THE TYPICAL 50 FEET BACK UP FOR THE VEHICLE TO RESUME IT'S ROUTE.
8. DUMPSTER ENCLOSURES SHALL BE LOCATED AWAY FROM ENTRANCES AND EXISTS SO SOLID WASTE COLLECTION VEHICLES DO NOT CREATE A SAFETY HAZARD BY BLOCKING IN-COMING OR OUT-GOING TRAFFIC.
9. FOR WHERE SINGLE, DOUBLE OR TRIPLE-WIDE DUMPSTER ENCLOSURES ARE REQUIRED, SEE CITY ORDINANCE # 01-02-14. ALL DESIGNS MUST BE APPROVED BY THE ENVIRONMENTAL SERVICES DEPARTMENT (972-292-5915).
10. FOR GENERAL INFORMATION AND TYPICAL REQUIREMENTS ON DUMPSTER ENCLOSURE DESIGN LAYOUT SEE AVAILABLE CITY STANDARD CRITERIA DETAILS.