

**AN ORDINANCE OF THE CITY COUNCIL OF THE CITY OF FRISCO, TEXAS, CANVASSING THE ELECTION RETURNS OF THE MARCH 26, 2022 RUNOFF ELECTION FOR THE PURPOSE OF ELECTING ONE MEMBER OF THE FRISCO CITY COUNCIL (PLACE NO. 5) TO FILL THE VACANCY RESULTING FROM THE RESIGNATION OF COUNCIL MEMBER DAN STRICKLIN; DECLARING THE RESULTS OF THE RUNOFF ELECTION; PROVIDING SAVINGS, REPEALING AND SEVERABILITY CLAUSES AND AN EFFECTIVE DATE.**

WHEREAS, the City Council of the City of Frisco, Texas (“City Council”) duly authorized a runoff election to be held within the City of Frisco, Texas (“City”) on March 26, 2022 (“Runoff Election”) for the purpose of electing one member of the Frisco City Council to fill the vacancy in the office of the City Council, Place No. 5, resulting from the resignation of Dan Stricklin; and

WHEREAS, the Runoff Election was administered by the Collin County Elections Administrator and the Denton County Elections Administrator; and

WHEREAS, the Collin County Elections Administrator and the Denton County Elections Administrator have made the return of the Runoff Election results and delivered them to the City Council in the time and manner required by law; and

WHEREAS, the Collin County returns lawfully submitted to the City Council and filed with the City Secretary are set forth in Exhibit A and incorporated herein for all purposes; and

WHEREAS, the Denton County returns lawfully submitted to the City Council and filed with the City Secretary are set forth in Exhibit B and incorporated herein for all purposes; and

WHEREAS, the City Council finds that the Runoff Election was duly called; that notice of the Runoff Election was given in accordance with the law and City Charter; that the Runoff Election was held in accordance with the law and City Charter; that the Runoff Election returns were duly and legally made and delivered; and that there were cast at the Runoff Election valid and legal votes; and

WHEREAS, the City Council finds and declares that the meeting at which this Ordinance is considered is open to the public as required by law, and that the public notice of the time, place and purpose of the meeting was given as required by Chapter 551 of the Texas Government Code, as amended; and

WHEREAS, the City Council, having canvassed the combined early voting and election day accumulated totals for the Runoff Election, finds that the votes cast result in the following:

*[The remainder of this page intentionally left blank.]*

**CITY COUNCIL, PLACE NO. 5**

	<u>Votes</u>	<u>Percentage (%)</u>
LAURA RUMMEL	2,512	51.25%
TRACIE REVEAL SHIPMAN	2,389	48.75%

**NOW, THEREFORE, BE IT ORDAINED BY THE CITY COUNCIL OF THE CITY OF FRISCO, TEXAS:**

SECTION 1: Findings Incorporated. The findings set forth above are incorporated into the body of this Ordinance as if fully set forth herein.

SECTION 2: Election Results. The returns of the Runoff Election as set forth herein are declared to be official. Accordingly, Laura Rummel is declared elected to City Council Place No. 5.

SECTION 3: Approval of Elections Results. The City Council approves and accepts the results of the Runoff Election as set forth in the returns attached hereto as Exhibit A and Exhibit B, as determined by the majority vote of the qualified voters of the City.

SECTION 4: Severability. Should any section, subsection, sentence, clause or phrase of this Ordinance be declared unconstitutional and/or invalid by a court of competent jurisdiction, it is expressly provided that any and all remaining portions of this Ordinance shall remain in full force and effect. The City Council hereby declares that it would have passed this Ordinance, and each section, subsection, clause or phrase thereof, regardless of whether any one or more sections, subsections, sentences, clauses or phrases is declared unconstitutional and/or invalid.

SECTION 5: Savings/Repealing. All provisions of any ordinance in conflict with this Ordinance are hereby repealed to the extent they are in conflict. Any remaining portions of said ordinances shall remain in full force and effect.

SECTION 6: Effective Date. This Ordinance shall become effective from and after its adoption.

*[The remainder of this page intentionally left blank.]*

**DULY PASSED AND APPROVED BY THE CITY COUNCIL OF THE CITY OF FRISCO, TEXAS** on this 5th day of April, 2022.

---

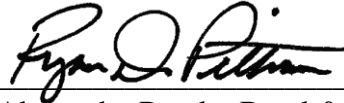
Jeff Cheney, Mayor

**ATTESTED TO AND  
CORRECTLY RECORDED BY:**

---

Kristi Morrow, City Secretary

**APPROVED AS TO FORM:**



---

Abernathy Roeder Boyd & Hullett P.C.  
Ryan D. Pittman, City Attorneys

**Exhibit A**  
**Collin County Certified Election Results**

STATE OF TEXAS

§

CANVASS OF THE  
CITY OF FRISCO  
SPECIAL RUNOFF  
ELECTION

COUNTY OF COLLIN

§

MARCH 26, 2022

I, Bruce Sherbet, the undersigned Elections Administrator of Collin County, do hereby certify that I have made an actual check and comparison of all the ballots tabulated as voted with the Return Sheets, and the unused ballots as recorded on the Register of Official Ballots. I, therefore, make the following report of my findings from the March 26, 2022 City of Frisco Special Runoff Election that was held in Collin County, Texas.

I hereby certify the results to be a full, true and correct tabulation, audit and count of the votes cast in the said election.

WITNESS, my hand on this the 4th day of April 2022.



Bruce Sherbet  
Elections Administrator  
Collin County

Summary Results Report  
City of Frisco Runoff Election  
March 26th 2022

Combined Accumulated Totals  
FINAL  
Collin County

**Statistics**




	TOTAL	Election Day	Early Voting	Ballot By Mail	Provisional	Limited
Registered Voters - Total	70,577					
Ballots Cast - Total	2,106	791	1,114	198	3	0
Voter Turnout - Total	2.98%					

Summary Results Report  
 City of Frisco Runoff Election  
 March 26th 2022

Combined Accumulated Totals  
 FINAL  
 Collin County

**City Council, Place 5 Frisco**

Vote For 1

	TOTAL	VOTE %		Election Day	Early Voting	Ballot By Mail	Provisional	Limited
Laura Rummel	844	40.17%		335	407	100	2	0
Tracie Reveal Shipman	1,257	59.83%		452	707	97	1	0
Total Votes Cast	2,101	100.00%		787	1,114	197	3	0
Overvotes	0			0	0	0	0	0
Undervotes	5			4	0	1	0	0
Contest Totals	2,106			791	1,114	198	3	0




**PCT 030**

**Statistics**

	TOTAL	Election Day	Early Voting	Ballot By Mail	Provisional	Limited
Registered Voters - Total	4,809					
Ballots Cast - Total	206	65	123	18	0	0
Voter Turnout - Total	4.28%					

**City Council, Place 5 Frisco**

Vote For 1

	TOTAL	VOTE %		Election Day	Early Voting	Ballot By Mail	Provisional	Limited
Laura Rummel	74	35.92%		26	40	8	0	0
Tracie Reveal Shipman	132	64.08%		39	83	10	0	0
Total Votes Cast	206	100.00%		65	123	18	0	0
Overvotes	0			0	0	0	0	0
Undervotes	0			0	0	0	0	0
Contest Totals	206			65	123	18	0	0






**PCT 087**

**Statistics**

	TOTAL	Election Day	Early Voting	Ballot By Mail	Provisional	Limited
Registered Voters - Total	2,870					
Ballots Cast - Total	96	58	38	0	0	0
Voter Turnout - Total	3.34%					

**City Council, Place 5 Frisco**

Vote For 1

	TOTAL	VOTE %		Election Day	Early Voting	Ballot By Mail	Provisional	Limited
Laura Rummel	85	88.54%		55	30	0	0	0
Tracie Reveal Shipman	11	11.46%		3	8	0	0	0
Total Votes Cast	96	100.00%		58	38	0	0	0
Overvotes	0			0	0	0	0	0
Undervotes	0			0	0	0	0	0
Contest Totals	96			58	38	0	0	0




**PCT 092**

**Statistics**

	TOTAL	Election Day	Early Voting	Ballot By Mail	Provisional	Limited
Registered Voters - Total	3,935					
Ballots Cast - Total	101	34	47	20	0	0
Voter Turnout - Total	2.57%					

**City Council, Place 5 Frisco**

Vote For 1

	TOTAL	VOTE %		Election Day	Early Voting	Ballot By Mail	Provisional	Limited
Laura Rummel	27	26.73%		8	11	8	0	0
Tracie Reveal Shipman	74	73.27%		26	36	12	0	0
Total Votes Cast	101	100.00%		34	47	20	0	0
Overvotes	0			0	0	0	0	0
Undervotes	0			0	0	0	0	0
Contest Totals	101			34	47	20	0	0




## PCT 101

### Statistics

	TOTAL	Election Day	Early Voting	Ballot By Mail	Provisional	Limited
Registered Voters - Total	3,926					
Ballots Cast - Total	136	47	73	16	0	0
Voter Turnout - Total	3.46%					

### City Council, Place 5 Frisco

Vote For 1

	TOTAL	VOTE %		Election Day	Early Voting	Ballot By Mail	Provisional	Limited
Laura Rummel	61	44.85%		18	32	11	0	0
Tracie Reveal Shipman	75	55.15%		29	41	5	0	0
Total Votes Cast	136	100.00%		47	73	16	0	0
Overvotes	0			0	0	0	0	0
Undervotes	0			0	0	0	0	0
Contest Totals	136			47	73	16	0	0




## PCT 111

### Statistics

	TOTAL	Election Day	Early Voting	Ballot By Mail	Provisional	Limited
Registered Voters - Total	2,967					
Ballots Cast - Total	99	29	60	10	0	0
Voter Turnout - Total	3.34%					

### City Council, Place 5 Frisco

Vote For 1

	TOTAL	VOTE %		Election Day	Early Voting	Ballot By Mail	Provisional	Limited
Laura Rummel	31	31.31%		8	18	5	0	0
Tracie Reveal Shipman	68	68.69%		21	42	5	0	0
Total Votes Cast	99	100.00%		29	60	10	0	0
Overvotes	0			0	0	0	0	0
Undervotes	0			0	0	0	0	0
Contest Totals	99			29	60	10	0	0




**PCT 117**

**Statistics**

	TOTAL	Election Day	Early Voting	Ballot By Mail	Provisional	Limited
Registered Voters - Total	4,260					
Ballots Cast - Total	159	48	88	23	0	0
Voter Turnout - Total	3.73%					

**City Council, Place 5 Frisco**

Vote For 1

	TOTAL	VOTE %		Election Day	Early Voting	Ballot By Mail	Provisional	Limited
Laura Rummel	60	37.97%		20	29	11	0	0
Tracie Reveal Shipman	98	62.03%		27	59	12	0	0
Total Votes Cast	158	100.00%		47	88	23	0	0
Overvotes	0			0	0	0	0	0
Undervotes	1			1	0	0	0	0
Contest Totals	159			48	88	23	0	0




## PCT 118

### Statistics

	TOTAL	Election Day	Early Voting	Ballot By Mail	Provisional	Limited
Registered Voters - Total	4,232					
Ballots Cast - Total	160	51	95	12	2	0
Voter Turnout - Total	3.78%					

### City Council, Place 5 Frisco

Vote For 1

	TOTAL	VOTE %		Election Day	Early Voting	Ballot By Mail	Provisional	Limited
Laura Rummel	66	41.25%		22	39	3	2	0
Tracie Reveal Shipman	94	58.75%		29	56	9	0	0
Total Votes Cast	160	100.00%		51	95	12	2	0
Overvotes	0			0	0	0	0	0
Undervotes	0			0	0	0	0	0
Contest Totals	160			51	95	12	2	0




**PCT 127**

**Statistics**

	TOTAL	Election Day	Early Voting	Ballot By Mail	Provisional	Limited
Registered Voters - Total	3,815					
Ballots Cast - Total	101	36	52	13	0	0
Voter Turnout - Total	2.65%					

**City Council, Place 5 Frisco**

Vote For 1

	TOTAL	VOTE %		Election Day	Early Voting	Ballot By Mail	Provisional	Limited
Laura Rummel	35	35.00%		12	19	4	0	0
Tracie Reveal Shipman	65	65.00%		23	33	9	0	0
Total Votes Cast	100	100.00%		35	52	13	0	0
Overvotes	0			0	0	0	0	0
Undervotes	1			1	0	0	0	0
Contest Totals	101			36	52	13	0	0




**PCT 134**

**Statistics**

	TOTAL	Election Day	Early Voting	Ballot By Mail	Provisional	Limited
Registered Voters - Total	3,929					
Ballots Cast - Total	100	36	55	8	1	0
Voter Turnout - Total	2.55%					

**City Council, Place 5 Frisco**

Vote For 1

	TOTAL	VOTE %		Election Day	Early Voting	Ballot By Mail	Provisional	Limited
Laura Rummel	47	47.47%		16	28	3	0	0
Tracie Reveal Shipman	52	52.53%		20	27	4	1	0
Total Votes Cast	99	100.00%		36	55	7	1	0
Overvotes	0			0	0	0	0	0
Undervotes	1			0	0	1	0	0
Contest Totals	100			36	55	8	1	0






## PCT 146

### Statistics

	TOTAL	Election Day	Early Voting	Ballot By Mail	Provisional	Limited
Registered Voters - Total	4,812					
Ballots Cast - Total	131	56	64	11	0	0
Voter Turnout - Total	2.72%					

### City Council, Place 5 Frisco

Vote For 1

	TOTAL	VOTE %		Election Day	Early Voting	Ballot By Mail	Provisional	Limited
Laura Rummel	54	41.54%		21	29	4	0	0
Tracie Reveal Shipman	76	58.46%		34	35	7	0	0
Total Votes Cast	130	100.00%		55	64	11	0	0
Overvotes	0			0	0	0	0	0
Undervotes	1			1	0	0	0	0
Contest Totals	131			56	64	11	0	0




**PCT 177**

**Statistics**

	TOTAL	Election Day	Early Voting	Ballot By Mail	Provisional	Limited
Registered Voters - Total	2,980					
Ballots Cast - Total	85	32	46	7	0	0
Voter Turnout - Total	2.85%					

**City Council, Place 5 Frisco**

Vote For 1

	TOTAL	VOTE %		Election Day	Early Voting	Ballot By Mail	Provisional	Limited
Laura Rummel	31	36.47%		12	14	5	0	0
Tracie Reveal Shipman	54	63.53%		20	32	2	0	0
Total Votes Cast	85	100.00%		32	46	7	0	0
Overvotes	0			0	0	0	0	0
Undervotes	0			0	0	0	0	0
Contest Totals	85			32	46	7	0	0




**PCT 184**

**Statistics**

	TOTAL	Election Day	Early Voting	Ballot By Mail	Provisional	Limited
Registered Voters - Total	3,090					
Ballots Cast - Total	43	9	22	12	0	0
Voter Turnout - Total	1.39%					

**City Council, Place 5 Frisco**

Vote For 1

	TOTAL	VOTE %		Election Day	Early Voting	Ballot By Mail	Provisional	Limited
Laura Rummel	29	67.44%		5	14	10	0	0
Tracie Reveal Shipman	14	32.56%		4	8	2	0	0
Total Votes Cast	43	100.00%		9	22	12	0	0
Overvotes	0			0	0	0	0	0
Undervotes	0			0	0	0	0	0
Contest Totals	43			9	22	12	0	0




**PCT 209**

**Statistics**

	TOTAL	Election Day	Early Voting	Ballot By Mail	Provisional	Limited
Registered Voters - Total	168					
Ballots Cast - Total	5	3	2	0	0	0
Voter Turnout - Total	2.98%					

**City Council, Place 5 Frisco**

Vote For 1

	TOTAL	VOTE %		Election Day	Early Voting	Ballot By Mail	Provisional	Limited
Laura Rummel	2	40.00%		1	1	0	0	0
Tracie Reveal Shipman	3	60.00%		2	1	0	0	0
Total Votes Cast	5	100.00%		3	2	0	0	0
Overvotes	0			0	0	0	0	0
Undervotes	0			0	0	0	0	0
Contest Totals	5			3	2	0	0	0




## PCT 212

### Statistics

	TOTAL	Election Day	Early Voting	Ballot By Mail	Provisional	Limited
Registered Voters - Total	5,117					
Ballots Cast - Total	203	85	107	11	0	0
Voter Turnout - Total	3.97%					

### City Council, Place 5 Frisco

Vote For 1

	TOTAL	VOTE %		Election Day	Early Voting	Ballot By Mail	Provisional	Limited
Laura Rummel	65	32.02%		38	21	6	0	0
Tracie Reveal Shipman	138	67.98%		47	86	5	0	0
Total Votes Cast	203	100.00%		85	107	11	0	0
Overvotes	0			0	0	0	0	0
Undervotes	0			0	0	0	0	0
Contest Totals	203			85	107	11	0	0




**PCT 220**

**Statistics**

	TOTAL	Election Day	Early Voting	Ballot By Mail	Provisional	Limited
Registered Voters - Total	4,366					
Ballots Cast - Total	104	40	60	4	0	0
Voter Turnout - Total	2.38%					

**City Council, Place 5 Frisco**

Vote For 1

	TOTAL	VOTE %		Election Day	Early Voting	Ballot By Mail	Provisional	Limited
Laura Rummel	37	35.58%		12	21	4	0	0
Tracie Reveal Shipman	67	64.42%		28	39	0	0	0
Total Votes Cast	104	100.00%		40	60	4	0	0
Overvotes	0			0	0	0	0	0
Undervotes	0			0	0	0	0	0
Contest Totals	104			40	60	4	0	0




**PCT 225**

**Statistics**

	TOTAL	Election Day	Early Voting	Ballot By Mail	Provisional	Limited
Registered Voters - Total	3,736					
Ballots Cast - Total	86	38	35	13	0	0
Voter Turnout - Total	2.30%					

**City Council, Place 5 Frisco**

Vote For 1

	TOTAL	VOTE %		Election Day	Early Voting	Ballot By Mail	Provisional	Limited
Laura Rummel	33	38.37%		14	11	8	0	0
Tracie Reveal Shipman	53	61.63%		24	24	5	0	0
Total Votes Cast	86	100.00%		38	35	13	0	0
Overvotes	0			0	0	0	0	0
Undervotes	0			0	0	0	0	0
Contest Totals	86			38	35	13	0	0




**PCT 229**

**Statistics**

	TOTAL	Election Day	Early Voting	Ballot By Mail	Provisional	Limited
Registered Voters - Total	1,514					
Ballots Cast - Total	38	19	17	2	0	0
Voter Turnout - Total	2.51%					

**City Council, Place 5 Frisco**

Vote For 1

	TOTAL	VOTE %		Election Day	Early Voting	Ballot By Mail	Provisional	Limited
Laura Rummel	9	23.68%		4	5	0	0	0
Tracie Reveal Shipman	29	76.32%		15	12	2	0	0
Total Votes Cast	38	100.00%		19	17	2	0	0
Overvotes	0			0	0	0	0	0
Undervotes	0			0	0	0	0	0
Contest Totals	38			19	17	2	0	0






**PCT 234**

**Statistics**

	TOTAL	Election Day	Early Voting	Ballot By Mail	Provisional	Limited
Registered Voters - Total	2,335					
Ballots Cast - Total	76	31	39	6	0	0
Voter Turnout - Total	3.25%					

**City Council, Place 5 Frisco**

Vote For 1

	TOTAL	VOTE %		Election Day	Early Voting	Ballot By Mail	Provisional	Limited
Laura Rummel	34	44.74%		16	14	4	0	0
Tracie Reveal Shipman	42	55.26%		15	25	2	0	0
Total Votes Cast	76	100.00%		31	39	6	0	0
Overvotes	0			0	0	0	0	0
Undervotes	0			0	0	0	0	0
Contest Totals	76			31	39	6	0	0




## PCT 244

### Statistics

	TOTAL	Election Day	Early Voting	Ballot By Mail	Provisional	Limited
Registered Voters - Total	3,001					
Ballots Cast - Total	114	46	64	4	0	0
Voter Turnout - Total	3.80%					

### City Council, Place 5 Frisco

Vote For 1

	TOTAL	VOTE %		Election Day	Early Voting	Ballot By Mail	Provisional	Limited
Laura Rummel	35	30.97%		14	17	4	0	0
Tracie Reveal Shipman	78	69.03%		31	47	0	0	0
Total Votes Cast	113	100.00%		45	64	4	0	0
Overvotes	0			0	0	0	0	0
Undervotes	1			1	0	0	0	0
Contest Totals	114			46	64	4	0	0




## PCT 245

### Statistics

	TOTAL	Election Day	Early Voting	Ballot By Mail	Provisional	Limited
Registered Voters - Total	2,703					
Ballots Cast - Total	28	14	9	5	0	0
Voter Turnout - Total	1.04%					

### City Council, Place 5 Frisco

Vote For 1

	TOTAL	VOTE %		Election Day	Early Voting	Ballot By Mail	Provisional	Limited
Laura Rummel	8	28.57%		2	6	0	0	0
Tracie Reveal Shipman	20	71.43%		12	3	5	0	0
Total Votes Cast	28	100.00%		14	9	5	0	0
Overvotes	0			0	0	0	0	0
Undervotes	0			0	0	0	0	0
Contest Totals	28			14	9	5	0	0




## PCT 248

### Statistics

	TOTAL	Election Day	Early Voting	Ballot By Mail	Provisional	Limited
Registered Voters - Total	2,012					
Ballots Cast - Total	35	14	18	3	0	0
Voter Turnout - Total	1.74%					

### City Council, Place 5 Frisco

Vote For 1

	TOTAL	VOTE %		Election Day	Early Voting	Ballot By Mail	Provisional	Limited
Laura Rummel	21	60.00%		11	8	2	0	0
Tracie Reveal Shipman	14	40.00%		3	10	1	0	0
Total Votes Cast	35	100.00%		14	18	3	0	0
Overvotes	0			0	0	0	0	0
Undervotes	0			0	0	0	0	0
Contest Totals	35			14	18	3	0	0

**PCT LB1**

**Statistics**

	TOTAL	Election Day	Early Voting	Ballot By Mail	Provisional	Limited
Registered Voters - Total	0					
Ballots Cast - Total	0	0	0	0	0	0
Voter Turnout - Total	0.00%					

**City Council, Place 5 Frisco**

Vote For 1

	TOTAL	VOTE %	Election Day	Early Voting	Ballot By Mail	Provisional	Limited
Laura Rummel	0		0	0	0	0	0
Tracie Reveal Shipman	0		0	0	0	0	0
Total Votes Cast	0		0	0	0	0	0
Overvotes	0		0	0	0	0	0
Undervotes	0		0	0	0	0	0
Contest Totals	0		0	0	0	0	0

**Exhibit B**  
**Denton County Certified Election Results**

**Cumulative Results Report****Denton County****Official Results**

## City of Frisco Special Runoff Election

**Registered Voters**

2806 of 53592 = 5.24%

**Precincts Reporting**

20 of 20 = 100.00%

Run Time 10:03 AM

3/26/2022

Run Date 04/04/2022

Page 1

**City of Frisco City Council, Place 5 (Unexpired Term)**

<b>Choice</b>	<b>Party</b>	<b>Absentee Voting</b>		<b>Early Voting</b>		<b>Election Day Voting</b>		<b>Total</b>	
Laura Rummel		138	47.26%	1,130	62.64%	400	56.82%	1,668	59.57%
Tracie Reveal Shipman		154	52.74%	674	37.36%	304	43.18%	1,132	40.43%
	Cast Votes:	292	100.00%	1,804	100.00%	704	100.00%	2,800	100.00%
	Undervotes:	1		1		4		6	
	Overvotes:	0		0		0		0	

\*\*\* End of report \*\*\*

City of Frisco Special Runoff Election

Run Time 10:04 AM  
Run Date 04/04/2022

3/26/2022  
Page 1

City of Frisco City Council, Place 5 (Unexpired Term)

Precinct	Laura Rummel	Tracie Reveal Shipman	Cast Votes	Undervotes	Overvotes	Absentee Voting Ballots Cast	Early Voting Ballots Cast	Election Day Voting Ballots Cast	Total Ballots Cast	Registered Voters	Turnout Percentage
1018 - 1	15	5	20	0	0	1	7	12	20	906	2.21%
1019 - 1	52	36	88	0	0	14	56	18	88	2,872	3.06%
1020 - 1	54	46	100	0	0	5	49	46	100	2,282	4.38%
1021 - 1	87	53	140	0	0	13	91	36	140	3,457	4.05%
1022 - 1	74	70	144	1	0	12	80	53	145	4,128	3.51%
1023 - 1	82	46	128	0	0	11	67	50	128	2,728	4.69%
1024 - 1	79	63	142	1	0	7	79	57	143	3,732	3.83%
1025 - 1	28	41	69	1	0	6	30	34	70	1,858	3.77%
1026 - 1	701	367	1,068	1	0	165	795	109	1,069	5,042	21.20%
1032 - 1	110	114	224	0	0	13	138	73	224	4,516	4.96%
1033 - 1	63	35	98	1	0	2	53	44	99	3,009	3.29%
1036 - 1	50	48	98	0	0	9	53	36	98	3,781	2.59%
1037 - 1	15	20	35	0	0	2	20	13	35	1,764	1.98%
1039 - 1	2	0	2	0	0	0	2	0	2	341	0.59%
1040 - 1	0	0	0	0	0	0	0	0	0	0	0.00%
2080 - 1	82	43	125	0	0	2	73	50	125	2,750	4.55%
2081 - 1	47	49	96	0	0	1	63	32	96	3,859	2.49%
2082 - 1	11	25	36	0	0	0	23	13	36	1,478	2.44%
2083 - 1	27	22	49	0	0	13	29	7	49	1,907	2.57%



**Canvass Results Report**

Run Time 10:04 AM  
Run Date 04/04/2022

**Denton County**

City of Frisco Special Runoff Election

3/26/2022

Page 2

**Official Results**

**Registered Voters**  
2806 of 53592 = 5.24%

**Precincts Reporting**  
20 of 20 = 100.00%

**City of Frisco City Council, Place 5 (Unexpired Term)**

Precinct	Laura Rummel	Tracie Reveal Shipman	Cast Votes	Undervotes	Overvotes	Absentee Voting Ballots Cast	Early Voting Ballots Cast	Election Day Voting Ballots Cast	Total Ballots Cast	Registered Voters	Turnout Percentage
2089 - 1	89	49	138	1	0	17	97	25	139	3,182	4.37%
<b>Totals</b>	<b>1,668</b>	<b>1,132</b>	<b>2,800</b>	<b>6</b>	<b>0</b>	<b>293</b>	<b>1,805</b>	<b>708</b>	<b>2,806</b>	<b>53,592</b>	<b>5.24%</b>

**Canvass Results Report**

Run Time 10:04 AM  
Run Date 04/04/2022

**Denton County**

City of Frisco Special Runoff Election

3/26/2022

Page 3

**Official Results**

**Registered Voters**  
2806 of 53592 = 5.24%

**Precincts Reporting**  
20 of 20 = 100.00%

\*\*\* End of report \*\*\*

**Precinct Results Report**

**Denton County**

**Official Results**

**Registered Voters**

2806 of 53592 = 5.24%

**Precincts Reporting**

20 of 20 = 100.00%

City of Frisco Special Runoff Election

3/26/2022

Run Time 10:03 AM

Run Date 04/04/2022

Page 1

**1018 - 1**

20 of 906 registered voters = 2.21%

**City of Frisco City Council, Place 5 (Unexpired Term)**

Choice	Party	Absentee Voting		Early Voting		Election Day Voting		Total	
Laura Rummel		0	0.00%	6	85.71%	9	75.00%	15	75.00%
Tracie Reveal Shipman		1	100.00%	1	14.29%	3	25.00%	5	25.00%
	Cast Votes:	1	100.00%	7	100.00%	12	100.00%	20	100.00%
	Undervotes:	0		0		0		0	
	Overvotes:	0		0		0		0	

**Precinct Results Report**

**Denton County**

**Official Results**

**Registered Voters**

2806 of 53592 = 5.24%

**Precincts Reporting**

20 of 20 = 100.00%

City of Frisco Special Runoff Election

3/26/2022

Run Time 10:03 AM

Run Date 04/04/2022

Page 2

**1019 - 1**

88 of 2,872 registered voters = 3.06%

**City of Frisco City Council, Place 5 (Unexpired Term)**

Choice	Party	Absentee Voting		Early Voting		Election Day Voting		Total	
Laura Rummel		9	64.29%	32	57.14%	11	61.11%	52	59.09%
Tracie Reveal Shipman		5	35.71%	24	42.86%	7	38.89%	36	40.91%
	Cast Votes:	14	100.00%	56	100.00%	18	100.00%	88	100.00%
	Undervotes:	0		0		0		0	
	Overvotes:	0		0		0		0	

**Precinct Results Report**

**Denton County**

**Official Results**

**Registered Voters**

2806 of 53592 = 5.24%

**Precincts Reporting**

20 of 20 = 100.00%

City of Frisco Special Runoff Election

3/26/2022

Run Time 10:03 AM

Run Date 04/04/2022

Page 3

**1020 - 1**

100 of 2,282 registered voters = 4.38%

**City of Frisco City Council, Place 5 (Unexpired Term)**

Choice	Party	Absentee Voting		Early Voting		Election Day Voting		Total	
Laura Rummel		1	20.00%	25	51.02%	28	60.87%	54	54.00%
Tracie Reveal Shipman		4	80.00%	24	48.98%	18	39.13%	46	46.00%
	Cast Votes:	5	100.00%	49	100.00%	46	100.00%	100	100.00%
	Undervotes:	0		0		0		0	
	Overvotes:	0		0		0		0	

**Precinct Results Report**

**Denton County**

**Official Results**

**Registered Voters**

2806 of 53592 = 5.24%

**Precincts Reporting**

20 of 20 = 100.00%

City of Frisco Special Runoff Election

3/26/2022

Run Time 10:03 AM

Run Date 04/04/2022

Page 4

**1021 - 1**

140 of 3,457 registered voters = 4.05%

**City of Frisco City Council, Place 5 (Unexpired Term)**

Choice	Party	Absentee Voting		Early Voting		Election Day Voting		Total	
Laura Rummel		5	38.46%	55	60.44%	27	75.00%	87	62.14%
Tracie Reveal Shipman		8	61.54%	36	39.56%	9	25.00%	53	37.86%
	Cast Votes:	13	100.00%	91	100.00%	36	100.00%	140	100.00%
	Undervotes:	0		0		0		0	
	Overvotes:	0		0		0		0	

**Precinct Results Report**

**Denton County**

**Official Results**

**Registered Voters**

2806 of 53592 = 5.24%

**Precincts Reporting**

20 of 20 = 100.00%

City of Frisco Special Runoff Election

3/26/2022

Run Time 10:03 AM

Run Date 04/04/2022

Page 5

**1022 - 1**

145 of 4,128 registered voters = 3.51%

**City of Frisco City Council, Place 5 (Unexpired Term)**

Choice	Party	Absentee Voting		Early Voting		Election Day Voting		Total	
Laura Rummel		8	66.67%	47	58.75%	19	36.54%	74	51.39%
Tracie Reveal Shipman		4	33.33%	33	41.25%	33	63.46%	70	48.61%
	Cast Votes:	12	100.00%	80	100.00%	52	100.00%	144	100.00%
	Undervotes:	0		0		1		1	
	Overvotes:	0		0		0		0	

**Precinct Results Report**

**Denton County**

**Official Results**

**Registered Voters**

2806 of 53592 = 5.24%

**Precincts Reporting**

20 of 20 = 100.00%

City of Frisco Special Runoff Election

3/26/2022

Run Time 10:03 AM

Run Date 04/04/2022

Page 6

**1023 - 1**

128 of 2,728 registered voters = 4.69%

**City of Frisco City Council, Place 5 (Unexpired Term)**

Choice	Party	Absentee Voting		Early Voting		Election Day Voting		Total	
Laura Rummel		9	81.82%	44	65.67%	29	58.00%	82	64.06%
Tracie Reveal Shipman		2	18.18%	23	34.33%	21	42.00%	46	35.94%
	Cast Votes:	11	100.00%	67	100.00%	50	100.00%	128	100.00%
	Undervotes:	0		0		0		0	
	Overvotes:	0		0		0		0	



**Precinct Results Report**

**Denton County**

**Official Results**

**Registered Voters**

2806 of 53592 = 5.24%

**Precincts Reporting**

20 of 20 = 100.00%

City of Frisco Special Runoff Election

3/26/2022

Run Time 10:03 AM

Run Date 04/04/2022

Page 7

**1024 - 1**

143 of 3,732 registered voters = 3.83%

**City of Frisco City Council, Place 5 (Unexpired Term)**

Choice	Party	Absentee Voting		Early Voting		Election Day Voting		Total	
Laura Rummel		4	57.14%	41	51.90%	34	60.71%	79	55.63%
Tracie Reveal Shipman		3	42.86%	38	48.10%	22	39.29%	63	44.37%
	Cast Votes:	7	100.00%	79	100.00%	56	100.00%	142	100.00%
	Undervotes:	0		0		1		1	
	Overvotes:	0		0		0		0	

**Precinct Results Report**

**Denton County**

**Official Results**

**Registered Voters**

2806 of 53592 = 5.24%

**Precincts Reporting**

20 of 20 = 100.00%

City of Frisco Special Runoff Election

3/26/2022

Run Time 10:03 AM

Run Date 04/04/2022

Page 8

**1025 - 1**

70 of 1,858 registered voters = 3.77%

**City of Frisco City Council, Place 5 (Unexpired Term)**

Choice	Party	Absentee Voting		Early Voting		Election Day Voting		Total	
Laura Rummel		4	66.67%	7	23.33%	17	51.52%	28	40.58%
Tracie Reveal Shipman		2	33.33%	23	76.67%	16	48.48%	41	59.42%
	Cast Votes:	6	100.00%	30	100.00%	33	100.00%	69	100.00%
	Undervotes:	0		0		1		1	
	Overvotes:	0		0		0		0	

**Precinct Results Report**

**Denton County**

**Official Results**

**Registered Voters**

2806 of 53592 = 5.24%

**Precincts Reporting**

20 of 20 = 100.00%

City of Frisco Special Runoff Election

3/26/2022

Run Time 10:03 AM

Run Date 04/04/2022

Page 9

**1026 - 1**

1,069 of 5,042 registered voters = 21.20%

**City of Frisco City Council, Place 5 (Unexpired Term)**

Choice	Party	Absentee Voting		Early Voting		Election Day Voting		Total	
Laura Rummel		68	41.46%	555	69.81%	78	71.56%	701	65.64%
Tracie Reveal Shipman		96	58.54%	240	30.19%	31	28.44%	367	34.36%
Cast Votes:		164	100.00%	795	100.00%	109	100.00%	1,068	100.00%
Undervotes:		1		0		0		1	
Overvotes:		0		0		0		0	

**Precinct Results Report**

**Denton County**

**Official Results**

**Registered Voters**

2806 of 53592 = 5.24%

**Precincts Reporting**

20 of 20 = 100.00%

City of Frisco Special Runoff Election

3/26/2022

Run Time 10:03 AM

Run Date 04/04/2022

Page 10

**1032 - 1**

224 of 4,516 registered voters = 4.96%

**City of Frisco City Council, Place 5 (Unexpired Term)**

Choice	Party	Absentee Voting		Early Voting		Election Day Voting		Total	
Laura Rummel		7	53.85%	67	48.55%	36	49.32%	110	49.11%
Tracie Reveal Shipman		6	46.15%	71	51.45%	37	50.68%	114	50.89%
	Cast Votes:	13	100.00%	138	100.00%	73	100.00%	224	100.00%
	Undervotes:	0		0		0		0	
	Overvotes:	0		0		0		0	

**Precinct Results Report**

**Denton County**

**Official Results**

**Registered Voters**

2806 of 53592 = 5.24%

**Precincts Reporting**

20 of 20 = 100.00%

City of Frisco Special Runoff Election

3/26/2022

Run Time 10:03 AM

Run Date 04/04/2022

Page 11

**1033 - 1**

99 of 3,009 registered voters = 3.29%

**City of Frisco City Council, Place 5 (Unexpired Term)**

Choice	Party	Absentee Voting		Early Voting		Election Day Voting		Total	
Laura Rummel		0	0.00%	42	79.25%	21	48.84%	63	64.29%
Tracie Reveal Shipman		2	100.00%	11	20.75%	22	51.16%	35	35.71%
	Cast Votes:	2	100.00%	53	100.00%	43	100.00%	98	100.00%
	Undervotes:	0		0		1		1	
	Overvotes:	0		0		0		0	

**Precinct Results Report**

**Denton County**

**Official Results**

**Registered Voters**

2806 of 53592 = 5.24%

**Precincts Reporting**

20 of 20 = 100.00%

City of Frisco Special Runoff Election

3/26/2022

Run Time 10:03 AM

Run Date 04/04/2022

Page 12

**1036 - 1**

98 of 3,781 registered voters = 2.59%

**City of Frisco City Council, Place 5 (Unexpired Term)**

Choice	Party	Absentee Voting		Early Voting		Election Day Voting		Total	
Laura Rummel		6	66.67%	30	56.60%	14	38.89%	50	51.02%
Tracie Reveal Shipman		3	33.33%	23	43.40%	22	61.11%	48	48.98%
	Cast Votes:	9	100.00%	53	100.00%	36	100.00%	98	100.00%
	Undervotes:	0		0		0		0	
	Overvotes:	0		0		0		0	

**Precinct Results Report**

**Denton County**

**Official Results**

**Registered Voters**

2806 of 53592 = 5.24%

**Precincts Reporting**

20 of 20 = 100.00%

City of Frisco Special Runoff Election

3/26/2022

Run Time 10:03 AM

Run Date 04/04/2022

Page 13

**1037 - 1**

35 of 1,764 registered voters = 1.98%

**City of Frisco City Council, Place 5 (Unexpired Term)**

Choice	Party	Absentee Voting		Early Voting		Election Day Voting		Total	
Laura Rummel		0	0.00%	10	50.00%	5	38.46%	15	42.86%
Tracie Reveal Shipman		2	100.00%	10	50.00%	8	61.54%	20	57.14%
	Cast Votes:	2	100.00%	20	100.00%	13	100.00%	35	100.00%
	Undervotes:	0		0		0		0	
	Overvotes:	0		0		0		0	

**Precinct Results Report**

**Denton County**

**Official Results**

**Registered Voters**

2806 of 53592 = 5.24%

**Precincts Reporting**

20 of 20 = 100.00%

City of Frisco Special Runoff Election

3/26/2022

Run Time 10:03 AM

Run Date 04/04/2022

Page 14

1039 - 1

2 of 341 registered voters = 0.59%

**City of Frisco City Council, Place 5 (Unexpired Term)**

Choice	Party	Absentee Voting		Early Voting		Election Day Voting		Total	
Laura Rummel		0	0.00%	2	100.00%	0	0.00%	2	100.00%
Tracie Reveal Shipman		0	0.00%	0	0.00%	0	0.00%	0	0.00%
	Cast Votes:	0	0.00%	2	100.00%	0	0.00%	2	100.00%
	Undervotes:	0		0		0		0	
	Overvotes:	0		0		0		0	



**Precinct Results Report**

**Denton County**

**Official Results**

**Registered Voters**

2806 of 53592 = 5.24%

**Precincts Reporting**

20 of 20 = 100.00%

City of Frisco Special Runoff Election

3/26/2022

Run Time 10:03 AM

Run Date 04/04/2022

Page 15

**1040 - 1**

0 of 0 registered voters = 0.00%

**City of Frisco City Council, Place 5 (Unexpired Term)**

Choice	Party	Absentee Voting		Early Voting		Election Day Voting		Total	
Laura Rummel		0	0.00%	0	0.00%	0	0.00%	0	0.00%
Tracie Reveal Shipman		0	0.00%	0	0.00%	0	0.00%	0	0.00%
	Cast Votes:	0	0.00%	0	0.00%	0	0.00%	0	0.00%
	Undervotes:	0		0		0		0	
	Overvotes:	0		0		0		0	

**Precinct Results Report**

**Denton County**

**Official Results**

**Registered Voters**

2806 of 53592 = 5.24%

**Precincts Reporting**

20 of 20 = 100.00%

City of Frisco Special Runoff Election

3/26/2022

Run Time 10:03 AM

Run Date 04/04/2022

Page 16

**2080 - 1**

125 of 2,750 registered voters = 4.55%

**City of Frisco City Council, Place 5 (Unexpired Term)**

Choice	Party	Absentee Voting		Early Voting		Election Day Voting		Total	
Laura Rummel		2	100.00%	42	57.53%	38	76.00%	82	65.60%
Tracie Reveal Shipman		0	0.00%	31	42.47%	12	24.00%	43	34.40%
	Cast Votes:	2	100.00%	73	100.00%	50	100.00%	125	100.00%
	Undervotes:	0		0		0		0	
	Overvotes:	0		0		0		0	

**Precinct Results Report**

**Denton County**

**Official Results**

**Registered Voters**

2806 of 53592 = 5.24%

**Precincts Reporting**

20 of 20 = 100.00%

City of Frisco Special Runoff Election

3/26/2022

Run Time 10:03 AM

Run Date 04/04/2022

Page 17

**2081 - 1**

96 of 3,859 registered voters = 2.49%

**City of Frisco City Council, Place 5 (Unexpired Term)**

Choice	Party	Absentee Voting		Early Voting		Election Day Voting		Total	
Laura Rummel		0	0.00%	36	57.14%	11	34.38%	47	48.96%
Tracie Reveal Shipman		1	100.00%	27	42.86%	21	65.63%	49	51.04%
	Cast Votes:	1	100.00%	63	100.00%	32	100.00%	96	100.00%
	Undervotes:	0		0		0		0	
	Overvotes:	0		0		0		0	

**Precinct Results Report**

**Denton County**

**Official Results**

**Registered Voters**

2806 of 53592 = 5.24%

**Precincts Reporting**

20 of 20 = 100.00%

City of Frisco Special Runoff Election

3/26/2022

Run Time 10:03 AM

Run Date 04/04/2022

Page 18

2082 - 1

36 of 1,478 registered voters = 2.44%

**City of Frisco City Council, Place 5 (Unexpired Term)**

Choice	Party	Absentee Voting		Early Voting		Election Day Voting		Total	
Laura Rummel		0	0.00%	9	39.13%	2	15.38%	11	30.56%
Tracie Reveal Shipman		0	0.00%	14	60.87%	11	84.62%	25	69.44%
	Cast Votes:	0	0.00%	23	100.00%	13	100.00%	36	100.00%
	Undervotes:	0		0		0		0	
	Overvotes:	0		0		0		0	

**Precinct Results Report**

**Denton County**

**Official Results**

**Registered Voters**

2806 of 53592 = 5.24%

**Precincts Reporting**

20 of 20 = 100.00%

City of Frisco Special Runoff Election

3/26/2022

Run Time 10:03 AM

Run Date 04/04/2022

Page 19

**2083 - 1**

49 of 1,907 registered voters = 2.57%

**City of Frisco City Council, Place 5 (Unexpired Term)**

Choice	Party	Absentee Voting		Early Voting		Election Day Voting		Total	
Laura Rummel		6	46.15%	17	58.62%	4	57.14%	27	55.10%
Tracie Reveal Shipman		7	53.85%	12	41.38%	3	42.86%	22	44.90%
	Cast Votes:	13	100.00%	29	100.00%	7	100.00%	49	100.00%
	Undervotes:	0		0		0		0	
	Overvotes:	0		0		0		0	

**Precinct Results Report**

**Denton County**

**Official Results**

**Registered Voters**

2806 of 53592 = 5.24%

**Precincts Reporting**

20 of 20 = 100.00%

City of Frisco Special Runoff Election

3/26/2022

Run Time 10:03 AM

Run Date 04/04/2022

Page 20

2089 - 1

139 of 3,182 registered voters = 4.37%

**City of Frisco City Council, Place 5 (Unexpired Term)**

Choice	Party	Absentee Voting		Early Voting		Election Day Voting		Total	
Laura Rummel		9	52.94%	63	65.63%	17	68.00%	89	64.49%
Tracie Reveal Shipman		8	47.06%	33	34.38%	8	32.00%	49	35.51%
Cast Votes:		17	100.00%	96	100.00%	25	100.00%	138	100.00%
Undervotes:		0		1		0		1	
Overvotes:		0		0		0		0	

\*\*\* End of report \*\*\*