



BUDGET STATUS REPORT

MAY 2021

FY 2021

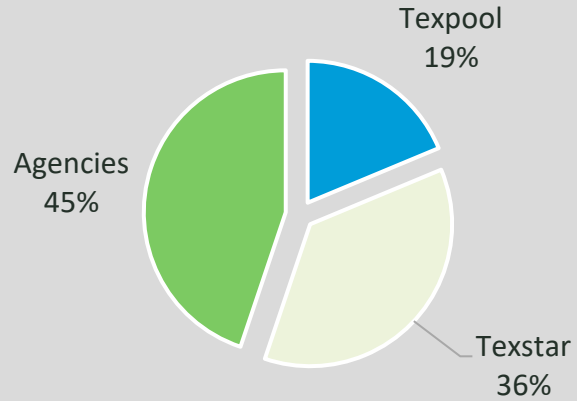
Summary Year-To-Date

Major Funds Revenues & Expenses May 31, 2021	General	FY21 % of Budget	FY20 % of Budget	Utility Operating	FY21 % of Budget	FY20 % of Budget
Revenue Budget	\$182,893,262			\$ 109,280,222		
YTD Actual	159,065,058	87%	87%	68,821,807	63%	61%
Expense Budget	186,677,231			109,943,201		
YTD Spent	104,825,885	56%	61%	72,677,466	66%	71%
Revenues Over (Under) Expenses	\$ 54,239,173			\$ (3,855,659)		

- *Revenues and expenses are tracking as projected. As we have discussed, Sales Tax collections are trending above what we had projected this fiscal year. Permit fees are also strong. General Fund expenditures are tracking as expected with 56% of the approved budget expended through the end of May. We have budgeted a decrease in fund balance for FY21 due to the appropriations for the vaccine clinic. Staff is currently compiling a reimbursement request to FEMA to cover the vaccine clinic costs.*
- *Utility revenues and expenses are tracking as expected for this time of year and are consistent with prior year performance.*

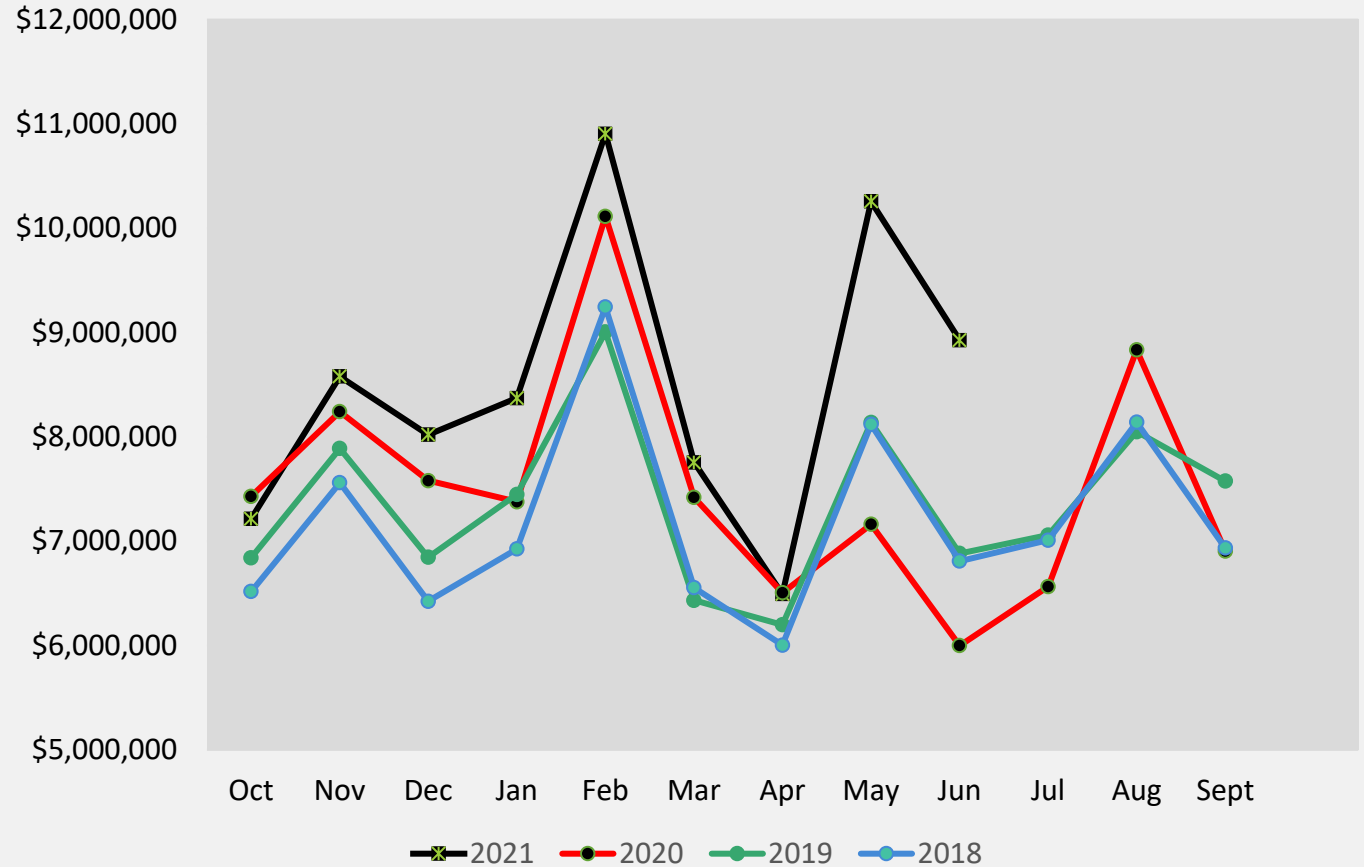


Investment Portfolio



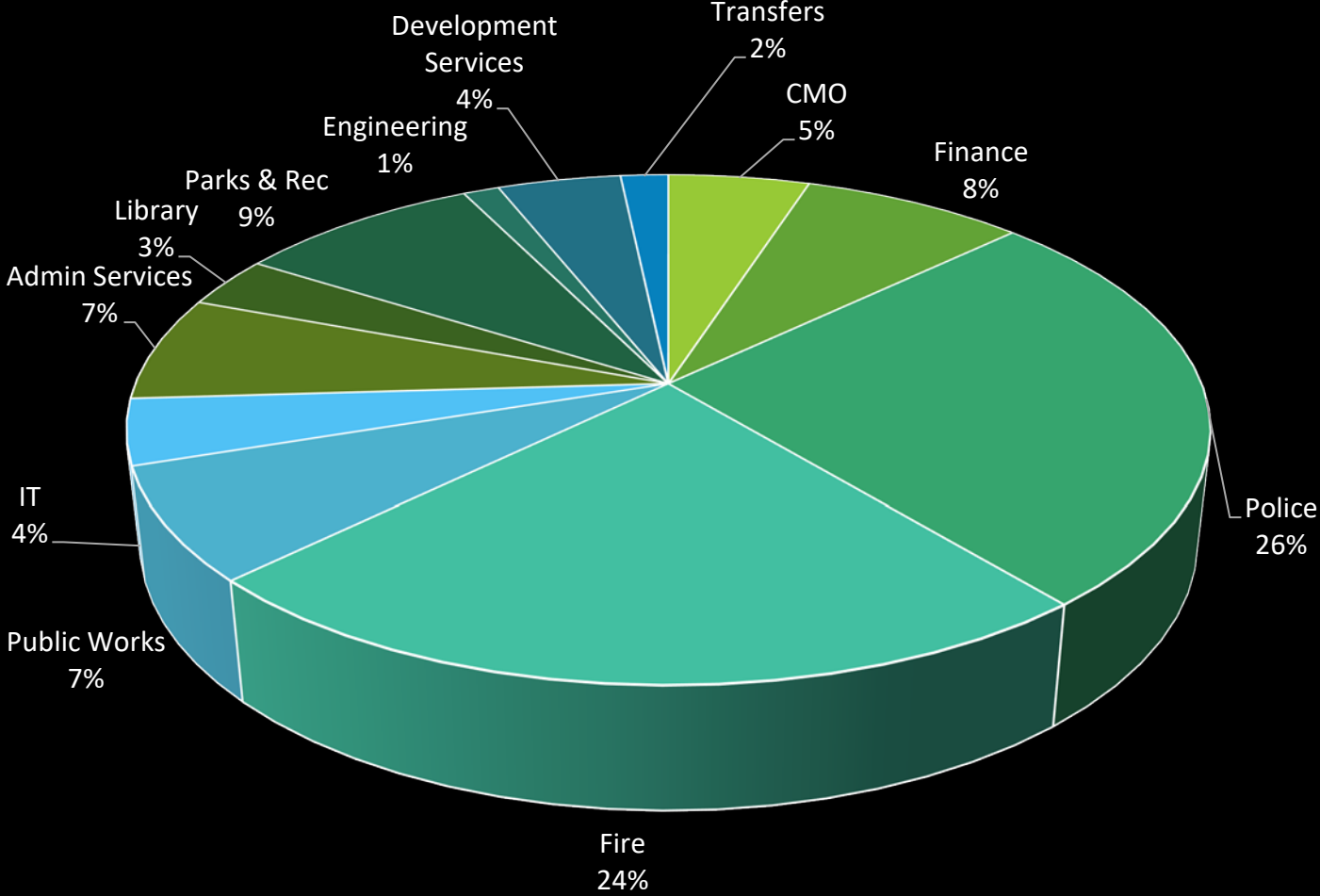
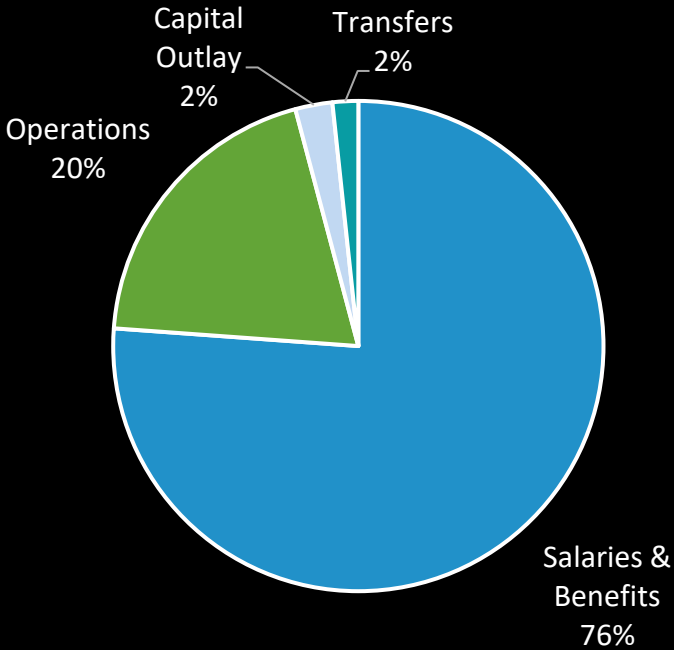
City Portfolio	Balances	Yields
Texpool	\$150,176,122	.0102%
Texstar	\$292,407,681	.0100%
Agencies	\$359,645,000	.1220%
Totals	\$802,228,803	
Interest Earned YTD	\$1,566,077	

Sales Tax Collections by Fiscal Year

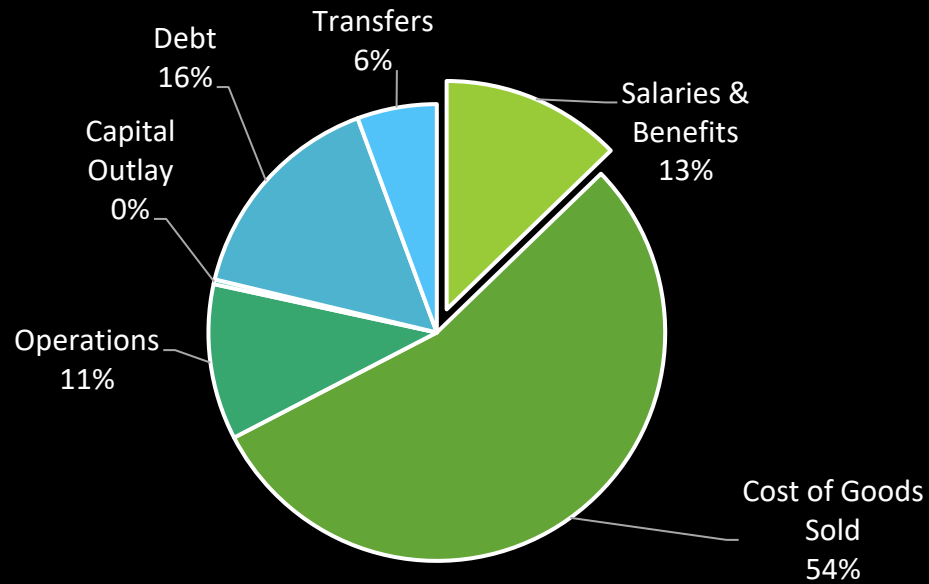


General Fund Expenditures By Department

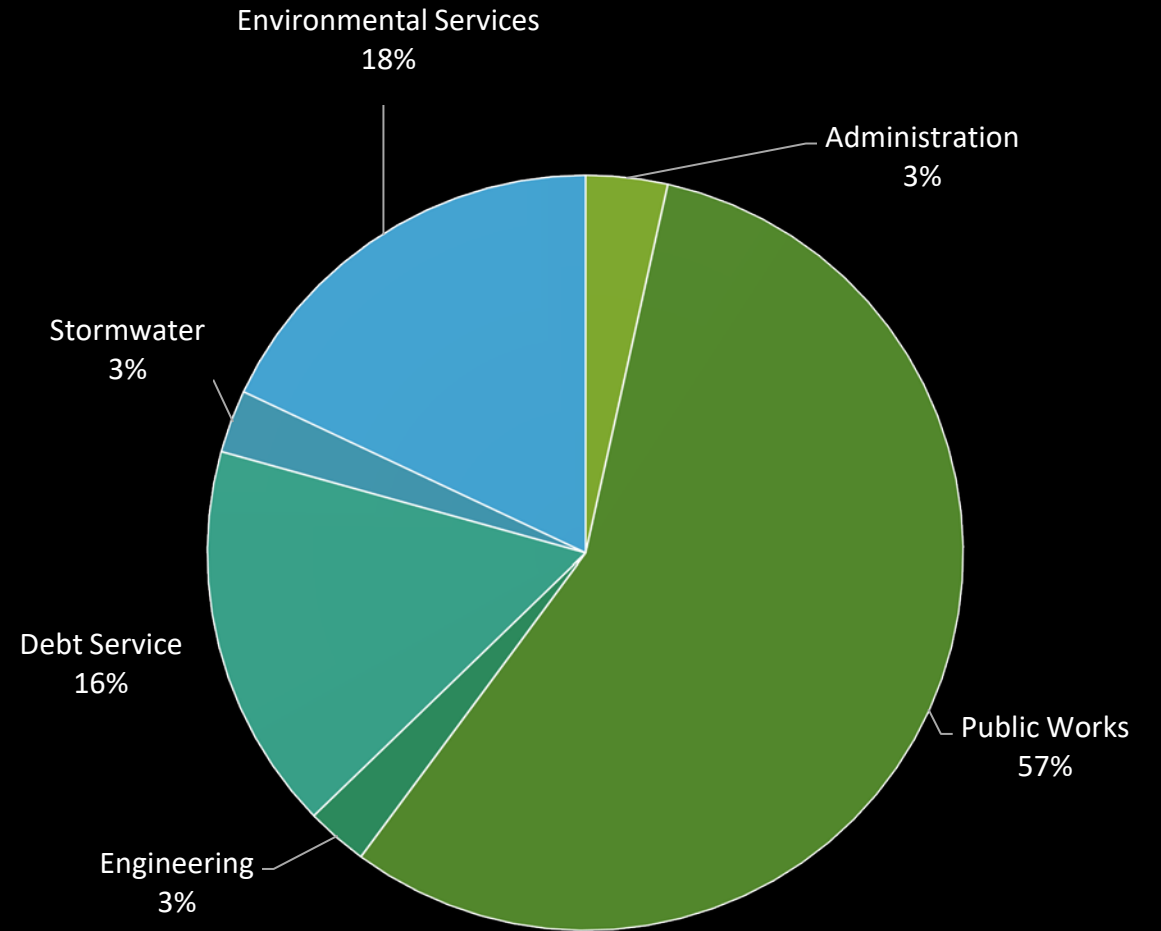
General Fund Expenditures By Category



Enterprise Funds By Expense Category



Enterprise Funds Expenses by Department



Accounting Activity	Monthly Activity
# vendor invoices processed	3,002
# payroll advices	2,840
City board meetings attended	5
# active grants	33
# active CIP projects	104

Municipal Court	Monthly Activity
# of cases filed	823
# of cases closed	902
# warrants issued/cleared	291/219
% of on-line/phone payments	72%

Utility Billing	Monthly Activity
# of active customers	63,466
# new meter sets	151
# new customers	185
# on-line pay/% of total pay	19,146/30%

Building/Development Fees	Monthly Activity
Fees Collected	\$490,858
Collin County Permits	663 Total/99 SF*
Denton County Permits	495 Total/50 SF*
Commercial Permits Valuation	\$12 Million
*SF=Single Family Permits	





Nell Lange – Assistant City Manager will be retiring Friday, June 18th. Our Departments wish her much happiness and joy in her retirement. When the City hired Nell, there were only 6 full time positions in the Finance Division, 10 in Utility Billing/Tax Office, 5 Municipal Court staff and 3 custodians. From those early days, we have divided the Department three times. We now have 40 employees in Financial Services, 20 in Budget Services and 54 in Administrative Services. Nell also oversees Human Resources and the City Secretary’s Office. What great opportunities and great challenges she has provided for all of us over the past 20 years. From obtaining our AAA/Aaa bond ratings to creating all types of financing mechanisms, her signature and hard work will be “on the Frisco books” for many years into the future. Her standard “NO” answer will certainly be remembered most by Department Directors asking for new funding requests!!! Our entire staff thanks Nell for her service to our community and to all of us! She will be missed.

