

**FirstSouthwest**

A PlainsCapital Company™



## Investment Portfolio Summary

**City of Frisco**



**For the Fiscal Year Ended**

**September 30, 2013**

### Report Name

---

Certification Page

Executive Summary

Benchmark Comparison

Detail of Security Holdings

Change in Value

Earned Income

Investment Transactions

Amortization and Accretion

Projected Fixed Income Cash Flows

#### MARKET RECAP:

Economic indicators released during the month of September extended the recent trend of mixed data. Nonfarm payrolls rose by 169k in August, but net revisions subtracted 74k from June and July data. Over the last three months, jobs are growing at an average of just 148k per month. The unemployment rate declined a tenth to 7.3%, but that was due to the labor force participation rate shrinking to a 35-year low at 63.2%. The ISM manufacturing index climbed to its highest level since June 2011 at 55.7, while the non-manufacturing ISM hit an eight-year high 58.6. Retail sales grew at the smallest rate in four months during August, posting a tiny 0.2% advance. Inflation remains subdued as headline CPI rose 1.5% year-over-year through August, while the core rate was up 1.8%. Housing data has begun to show the impact of higher mortgage rates as both new homes sales and pending sales fell well below expectations. Finally, in an encouraging sign for future job growth, initial jobless claims have been on the decline with the four-week moving average falling to 308k, the lowest level since May 2007.

The Federal Reserve stole the spotlight throughout much of September. Recall that during August, former Treasury Secretary Larry Summers had taken the lead in the race to succeed Bernanke as Chairman of the Federal Reserve. At the same time, markets had become convinced that the FOMC would announce a plan to scale back their quantitative easing program. All that changed on September 16th when Summers abruptly withdrew his name from consideration, as it became clear that growing opposition in Congress would doom his confirmation. Two days later, on September 18th, the FOMC surprised markets when they did not announce any plans to taper QE, citing concerns about “the tightening of financial conditions observed in recent months” and saying they would “await more evidence that progress will be sustained before adjusting the pace of its purchases.” The unexpected news sparked rallies in both stock and bond markets, pushing stocks to record highs and bond yields sharply lower. It also left markets a bit confused about the future course of monetary policy. As the month drew to a close, all eyes turned to Washington, where debates over the budget and debt ceiling have taken center stage. The U.S. fiscal year ends on September 30th and Congress must pass legislation to fund the government for next year. Otherwise the federal government will begin shutting down. Then, sometime towards the end of October, the government will reach its debt ceiling and will be unable to borrow additional money to pay the bills. It’s unclear at this stage what the outcome will be, but it would be a real shame if the politicians inflict yet another wound on what remains a fragile economy.


---

**For the Fiscal Year Ended  
September 30, 2013**

This report is prepared for the **City of Frisco** (the "Entity") in accordance with Chapter 2256 of the Texas Public Funds Investment Act ("PFIA"). Section 2256.023(a) of the PFIA states that: "Not less than quarterly, the investment officer shall prepare and submit to the governing body of the entity a written report of the investment transactions for all funds covered by this chapter for the preceding reporting period." This report is signed by the Entity's investment officers and includes the disclosures required in the PFIA. To the extent possible, market prices have been obtained from independent pricing sources.

The investment portfolio complied with the PFIA and the Entity's approved Investment Policy and Strategy throughout the period. All investment transactions made in the portfolio during this period were made on behalf of the Entity and were made in full compliance with the PFIA and the approved Investment Policy.

**Officer Names and Titles:**

  
\_\_\_\_\_  
Name: Anita Cothran Title: Director of Financial Services

  
\_\_\_\_\_  
Name: Danny Collier Title: Assistant Finance Director

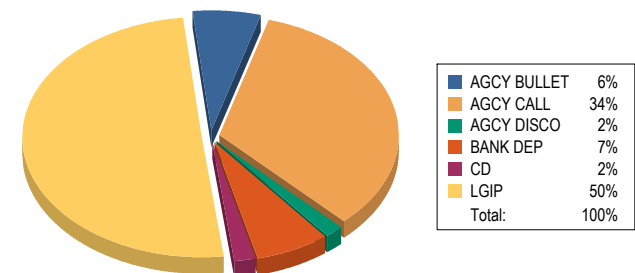
**Account Summary**

**Allocation by Security Type**

Beginning Values as of 09/30/12

Ending Values as of 09/30/13

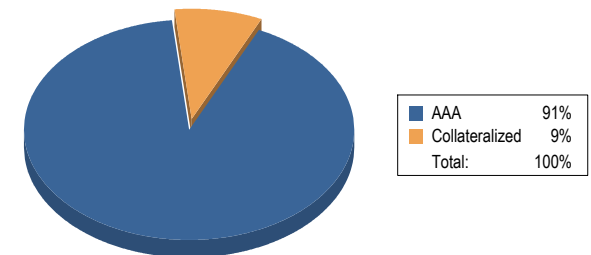
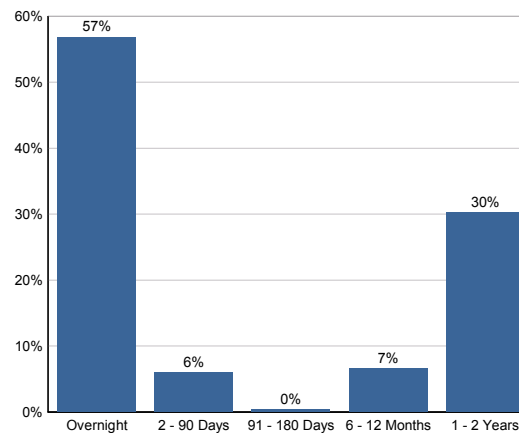
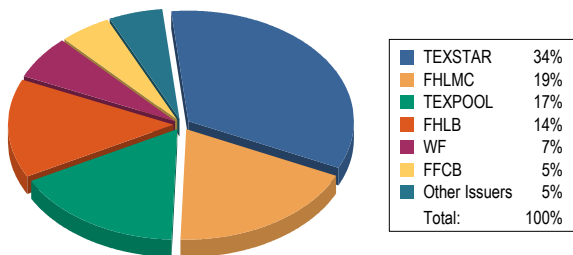
Par Value	255,051,044.34	303,069,312.26
Market Value	255,254,869.84	303,122,894.26
Book Value	255,214,189.31	303,074,670.04
Unrealized Gain / Loss	40,680.53	48,224.22
<b>Market Value %</b>	<b>100.02%</b>	<b>100.02%</b>
Weighted Avg. YTW	0.220%	0.173%
Weighted Avg. YTM	0.220%	0.176%



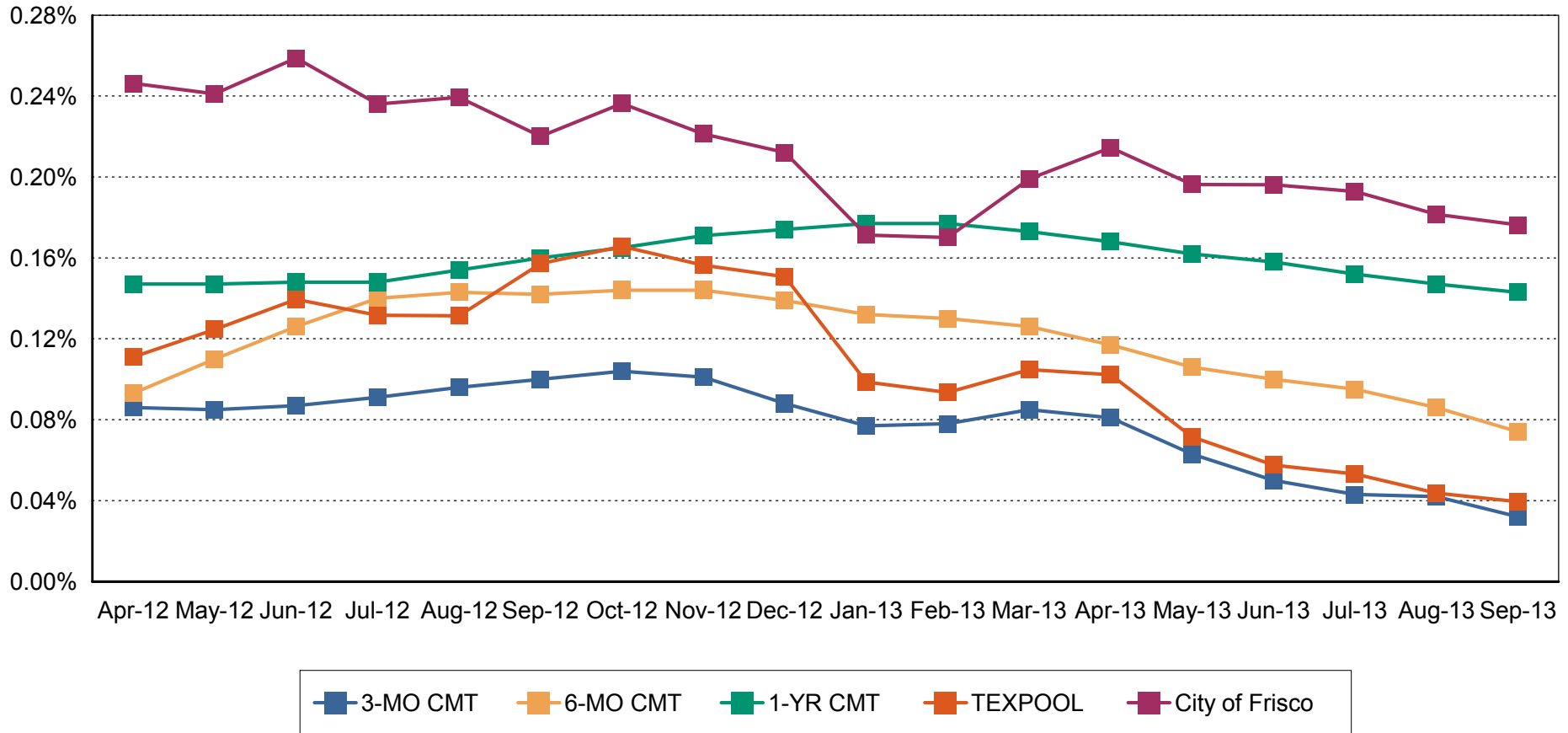
**Allocation by Issuer**

**Maturity Distribution %**

**Credit Quality**



**Weighted Average Days to Maturity: 187**



**Note 1:** CMT stands for Constant Maturity Treasury. This data is published in Federal Reserve Statistical Release H.15 and represents an average of all actively traded Treasury securities having that time remaining until maturity. This is a standard industry benchmark for Treasury securities. The CMT benchmarks are moving averages. The 3-month CMT is the daily average for the previous 3 months, the 6-month CMT is the daily average for the previous 6 months, and the 1-year and 2-year CMT's are the daily averages for the previous 12-months.

**Note 2:** Benchmark data for TexPool is the monthly average yield.



**City of Frisco**  
**Detail of Security Holdings**  
 As of 09/30/2013

CUSIP	Settle Date	Sec. Type	Sec. Description	CPN	Mty Date	Next Call	Call Type	Par Value	Purch Price	Orig Cost	Book Value	Mkt Price	Market Value	Days to Mty	Days to Call	YTM	YTW
<b>Capital Proj / Esc</b>																	
TEXPOOL		LGIP	TexPool					12,536,029.95	100.000	12,536,029.95	12,536,029.95	100.000	12,536,029.95	1		0.039	0.039
WF-FRIS2		BANK DEP	Wells Fargo Ana Bus Cking					3,002,394.37	100.000	3,002,394.37	3,002,394.37	100.000	3,002,394.37	1		0.090	0.090
3134G2UA8	09/13/12	AGCY BULET	FHLMC	1.000	08/20/14			3,150,000.00	101.346	3,192,411.60	3,169,440.67	100.730	3,172,995.00	324		0.302	0.302
3133ECL69	04/15/13	AGCY CALL	FFCB	0.250	04/15/15	Anytime	CONT	1,500,000.00	99.900	1,498,500.00	1,498,845.06	99.940	1,499,100.00	562	5	0.300	0.300
<b>Total for Capital Proj / Esc</b>								<b>20,188,424.32</b>	<b>100.204</b>	<b>20,229,335.92</b>	<b>20,206,710.05</b>	<b>100.110</b>	<b>20,210,519.32</b>	<b>93</b>		<b>0.107</b>	<b>0.107</b>
<b>Capital Project Reserve Fund</b>																	
3134G23H3	02/09/12	AGCY BULET	FHLMC	0.500	10/15/13			1,000,000.00	100.327	1,003,270.00	1,000,075.69	100.020	1,000,200.00	15		0.305	0.305
3135G0PJ6	03/25/13	AGCY CALL	FNMA	0.400	03/25/15	12/25/13	QRTLY	500,000.00	100.057	500,287.00	500,000.00	100.060	500,300.00	541	86	0.371	0.285
<b>Total for Capital Project Reserve Fund</b>								<b>1,500,000.00</b>	<b>100.237</b>	<b>1,503,557.00</b>	<b>1,500,075.69</b>	<b>100.033</b>	<b>1,500,500.00</b>	<b>190</b>		<b>0.327</b>	<b>0.298</b>
<b>Capital Reserve Fund</b>																	
TEXPOOL		LGIP	TexPool					346,051.88	100.000	346,051.88	346,051.88	100.000	346,051.88	1		0.039	0.039
3134G4FE3	09/04/13	AGCY CALL	FHLMC	0.400	09/04/15	09/04/14	ONE TIME	1,500,000.00	99.875	1,498,125.00	1,498,195.07	100.010	1,500,150.00	704	339	0.463	0.463
<b>Total for Capital Reserve Fund</b>								<b>1,846,051.88</b>	<b>99.898</b>	<b>1,844,176.88</b>	<b>1,844,246.95</b>	<b>100.008</b>	<b>1,846,201.88</b>	<b>572</b>		<b>0.383</b>	<b>0.383</b>
<b>CDC CO Bonds 2013</b>																	
TEXSTAR		LGIP	TexSTAR					15,000,247.89	100.000	15,000,247.89	15,000,247.89	100.000	15,000,247.89	1		0.039	0.039
<b>Total for CDC CO Bonds 2013</b>								<b>15,000,247.89</b>	<b>100.000</b>	<b>15,000,247.89</b>	<b>15,000,247.89</b>	<b>100.000</b>	<b>15,000,247.89</b>	<b>1</b>		<b>0.039</b>	<b>0.039</b>



**City of Frisco**  
**Detail of Security Holdings**  
 As of 09/30/2013

CUSIP	Settle Date	Sec. Type	Sec. Description	CPN	Mty Date	Next Call	Call Type	Par Value	Purch Price	Orig Cost	Book Value	Mkt Price	Market Value	Days to Mty	Days to Call	YTM	YTW
<b>CDC Fund</b>																	
TEXPOOL		LGIP	TexPool					5,391,314.80	100.000	5,391,314.80	5,391,314.80	100.000	5,391,314.80	1		0.039	0.039
TEXSTAR		LGIP	TexSTAR					273,856.88	100.000	273,856.88	273,856.88	100.000	273,856.88	1		0.039	0.039
313382CG6	03/12/13	AGCY CALL	FHLB	0.320	03/12/15	12/12/13	QRTLY	2,000,000.00	99.990	1,999,800.00	1,999,855.16	100.040	2,000,800.00	528	73	0.325	0.325
3134G42V9	04/29/13	AGCY CALL	FHLMC	0.320	04/29/15	10/29/13	QRTLY	5,000,000.00	99.990	4,999,500.00	4,999,605.30	100.000	5,000,000.00	576	29	0.325	0.325
313383HD6	06/24/13	AGCY CALL	FHLB	0.350	06/24/15	06/24/14	ONE TIME	1,900,000.00	100.000	1,900,000.00	1,900,000.00	99.960	1,899,240.00	632	267	0.350	0.350
<b>Total for CDC Fund</b>								<b>14,565,171.68</b>	<b>99.995</b>	<b>14,564,471.68</b>	<b>14,564,632.14</b>	<b>100.000</b>	<b>14,565,211.68</b>	<b>353</b>		<b>0.217</b>	<b>0.217</b>
<b>CIP Contributions</b>																	
TEXSTAR		LGIP	TexSTAR					1,592,638.97	100.000	1,592,638.97	1,592,638.97	100.000	1,592,638.97	1		0.039	0.039
313382N2	02/20/13	AGCY CALL	FHLB	0.350	02/20/15	10/20/13	MTHLY	5,000,000.00	100.000	5,000,000.00	5,000,000.00	100.010	5,000,500.00	508	20	0.350	0.350
<b>Total for CIP Contributions</b>								<b>6,592,638.97</b>	<b>100.000</b>	<b>6,592,638.97</b>	<b>6,592,638.97</b>	<b>100.008</b>	<b>6,593,138.97</b>	<b>386</b>		<b>0.275</b>	<b>0.275</b>
<b>Court Fees</b>																	
TEXPOOL		LGIP	TexPool					498,124.27	100.000	498,124.27	498,124.27	100.000	498,124.27	1		0.039	0.039
<b>Total for Court Fees</b>								<b>498,124.27</b>	<b>100.000</b>	<b>498,124.27</b>	<b>498,124.27</b>	<b>100.000</b>	<b>498,124.27</b>	<b>1</b>		<b>0.039</b>	<b>0.039</b>
<b>Downtown Improvement</b>																	
TEXPOOL		LGIP	TexPool					225,732.06	100.000	225,732.06	225,732.06	100.000	225,732.06	1		0.039	0.039
<b>Total for Downtown Improvement</b>								<b>225,732.06</b>	<b>100.000</b>	<b>225,732.06</b>	<b>225,732.06</b>	<b>100.000</b>	<b>225,732.06</b>	<b>1</b>		<b>0.039</b>	<b>0.039</b>



**City of Frisco**  
**Detail of Security Holdings**  
 As of 09/30/2013

CUSIP	Settle Date	Sec. Type	Sec. Description	CPN	Mty Date	Next Call	Call Type	Par Value	Purch Price	Orig Cost	Book Value	Mkt Price	Market Value	Days to Mty	Days to Call	YTM	YTW
<b>EDC Fund</b>																	
TEXPOOL		LGIP	TexPool					5,826,029.32	100.000	5,826,029.32	5,826,029.32	100.000	5,826,029.32	1		0.039	0.039
TEXSTAR		LGIP	TexSTAR					1,432,357.34	100.000	1,432,357.34	1,432,357.34	100.000	1,432,357.34	1		0.039	0.039
CD-2041	08/10/12	CD	American Bk of TX CD	0.350	02/10/14			1,003,504.60	100.000	1,003,504.60	1,003,504.60	100.000	1,003,504.60	133		0.350	0.350
CD-4385	05/17/13	CD-IAM	American Bk of TX CD	0.400	05/17/14			5,000,000.00	100.000	5,000,000.00	5,000,000.00	100.000	5,000,000.00	229		0.400	0.400
313381Y66	02/27/13	AGCY CALL	FHLB	0.320	02/13/15	10/13/13	MTHLY	1,250,000.00	100.000	1,250,000.00	1,250,000.00	100.010	1,250,125.00	501	13	0.320	0.320
313382CG6	03/12/13	AGCY CALL	FHLB	0.320	03/12/15	12/12/13	QRTLY	4,750,000.00	99.990	4,749,525.00	4,749,656.01	100.040	4,751,900.00	528	73	0.325	0.325
313383HD6	06/24/13	AGCY CALL	FHLB	0.350	06/24/15	06/24/14	ONE TIME	1,900,000.00	100.000	1,900,000.00	1,900,000.00	99.960	1,899,240.00	632	267	0.350	0.350
<b>Total for EDC Fund</b>								<b>21,161,891.26</b>	<b>99.998</b>	<b>21,161,416.26</b>	<b>21,161,547.27</b>	<b>100.006</b>	<b>21,163,156.26</b>	<b>266</b>		<b>0.248</b>	<b>0.248</b>
<b>General Operating Fund</b>																	
TEXPOOL		LGIP	TexPool					8,854,156.77	100.000	8,854,156.77	8,854,156.77	100.000	8,854,156.77	1		0.039	0.039
TEXSTAR		LGIP	TexSTAR					12,726,202.40	100.000	12,726,202.40	12,726,202.40	100.000	12,726,202.40	1		0.039	0.039
WF-FRISCO		BANK DEP	Wells Fargo Choice IV					9,879,058.02	100.000	9,879,058.02	9,879,058.02	100.000	9,879,058.02	1		0.220	0.220
313397M21	02/28/13	AGCY DISCO	FHLMC		10/15/13			5,000,000.00	99.901	4,995,070.14	4,999,698.60	100.000	5,000,000.00	15		0.155	0.155
3134G23H3	02/09/12	AGCY BULET	FHLMC	0.500	10/15/13			5,500,000.00	100.327	5,517,985.00	5,500,416.30	100.020	5,501,100.00	15		0.305	0.305
313382CG6	03/12/13	AGCY CALL	FHLB	0.320	03/12/15	12/12/13	QRTLY	4,000,000.00	99.990	3,999,600.00	3,999,710.32	100.040	4,001,600.00	528	73	0.325	0.325
<b>Total for General Operating Fund</b>								<b>45,959,417.19</b>	<b>100.028</b>	<b>45,972,072.33</b>	<b>45,959,242.41</b>	<b>100.006</b>	<b>45,962,117.19</b>	<b>50</b>		<b>0.147</b>	<b>0.147</b>
<b>Hotel Motel Tourism</b>																	
TEXPOOL		LGIP	TexPool					508,307.65	100.000	508,307.65	508,307.65	100.000	508,307.65	1		0.039	0.039
<b>Total for Hotel Motel Tourism</b>								<b>508,307.65</b>	<b>100.000</b>	<b>508,307.65</b>	<b>508,307.65</b>	<b>100.000</b>	<b>508,307.65</b>	<b>1</b>		<b>0.039</b>	<b>0.039</b>





**City of Frisco**  
**Detail of Security Holdings**  
 As of 09/30/2013

CUSIP	Settle Date	Sec. Type	Sec. Description	CPN	Mty Date	Next Call	Call Type	Par Value	Purch Price	Orig Cost	Book Value	Mkt Price	Market Value	Days to Mty	Days to Call	YTM	YTW
<b>Impact Fees</b>																	
TEXPOOL		LGIP	TexPool					1,661,999.36	100.000	1,661,999.36	1,661,999.36	100.000	1,661,999.36	1		0.039	0.039
TEXSTAR		LGIP	TexSTAR					916,604.17	100.000	916,604.17	916,604.17	100.000	916,604.17	1		0.039	0.039
3134G23H3	02/09/12	AGCY BULET	FHLMC	0.500	10/15/13			3,000,000.00	100.327	3,009,810.00	3,000,227.07	100.020	3,000,600.00	15		0.305	0.305
313381Y66	02/27/13	AGCY CALL	FHLB	0.320	02/13/15	10/13/13	MTHLY	2,000,000.00	100.000	2,000,000.00	2,000,000.00	100.010	2,000,200.00	501	13	0.320	0.320
3133822N2	02/20/13	AGCY CALL	FHLB	0.350	02/20/15	10/20/13	MTHLY	5,000,000.00	100.000	5,000,000.00	5,000,000.00	100.010	5,000,500.00	508	20	0.350	0.350
3134G4FE3	09/04/13	AGCY CALL	FHLMC	0.400	09/04/15	09/04/14	ONE TIME	4,000,000.00	99.875	3,995,000.00	3,995,186.84	100.010	4,000,400.00	704	339	0.463	0.463
<b>Total for Impact Fees</b>								<b>16,578,603.53</b>	<b>100.029</b>	<b>16,583,413.53</b>	<b>16,574,017.44</b>	<b>100.010</b>	<b>16,580,303.53</b>	<b>386</b>		<b>0.317</b>	<b>0.317</b>
<b>Insurance Reserve Fund</b>																	
TEXPOOL		LGIP	TexPool					1,155,271.10	100.000	1,155,271.10	1,155,271.10	100.000	1,155,271.10	1		0.039	0.039
3134G23H3	02/09/12	AGCY BULET	FHLMC	0.500	10/15/13			400,000.00	100.327	401,308.00	400,030.28	100.020	400,080.00	15		0.305	0.305
3135G0PJ6	03/25/13	AGCY CALL	FNMA	0.400	03/25/15	12/25/13	QRTLY	1,000,000.00	100.057	1,000,574.00	1,000,000.00	100.060	1,000,600.00	541	86	0.371	0.285
3134G4FE3	09/04/13	AGCY CALL	FHLMC	0.400	09/04/15	09/04/14	ONE TIME	500,000.00	99.875	499,375.00	499,398.36	100.010	500,050.00	704	339	0.463	0.463
<b>Total for Insurance Reserve Fund</b>								<b>3,055,271.10</b>	<b>100.041</b>	<b>3,056,528.10</b>	<b>3,054,699.74</b>	<b>100.024</b>	<b>3,056,001.10</b>	<b>295</b>		<b>0.252</b>	<b>0.224</b>
<b>Interest &amp; Sinking Fund</b>																	
TEXPOOL		LGIP	TexPool					3,882,247.51	100.000	3,882,247.51	3,882,247.51	100.000	3,882,247.51	1		0.039	0.039
TEXSTAR		LGIP	TexSTAR					256,411.60	100.000	256,411.60	256,411.60	100.000	256,411.60	1		0.039	0.039
<b>Total for Interest &amp; Sinking Fund</b>								<b>4,138,659.11</b>	<b>100.000</b>	<b>4,138,659.11</b>	<b>4,138,659.11</b>	<b>100.000</b>	<b>4,138,659.11</b>	<b>1</b>		<b>0.039</b>	<b>0.039</b>
<b>Panther Creek-PID</b>																	
TEXPOOL		LGIP	TexPool					88,197.99	100.000	88,197.99	88,197.99	100.000	88,197.99	1		0.039	0.039
<b>Total for Panther Creek-PID</b>								<b>88,197.99</b>	<b>100.000</b>	<b>88,197.99</b>	<b>88,197.99</b>	<b>100.000</b>	<b>88,197.99</b>	<b>1</b>		<b>0.039</b>	<b>0.039</b>



**City of Frisco**  
**Detail of Security Holdings**  
 As of 09/30/2013

CUSIP	Settle Date	Sec. Type	Sec. Description	CPN	Mty Date	Next Call	Call Type	Par Value	Purch Price	Orig Cost	Book Value	Mkt Price	Market Value	Days to Mty	Days to Call	YTM	YTW
<b>Park Dedication Fees</b>																	
TEXPOOL		LGIP	TexPool					1,222,592.16	100.000	1,222,592.16	1,222,592.16	100.000	1,222,592.16	1		0.039	0.039
TEXSTAR		LGIP	TexSTAR					1,518,623.16	100.000	1,518,623.16	1,518,623.16	100.000	1,518,623.16	1		0.039	0.039
3135G0PJ6	03/25/13	AGCY CALL	FNMA	0.400	03/25/15	12/25/13	QRTLY	3,000,000.00	100.057	3,001,722.00	3,000,000.00	100.060	3,001,800.00	541	86	0.371	0.285
3133ECL69	04/15/13	AGCY CALL	FFCB	0.250	04/15/15	Anytime	CONT	3,500,000.00	99.900	3,496,500.00	3,497,305.14	99.940	3,497,900.00	562	5	0.300	0.300
3134G4FE3	09/04/13	AGCY CALL	FHLMC	0.400	09/04/15	09/04/14	ONE TIME	500,000.00	99.875	499,375.00	499,398.36	100.010	500,050.00	704	339	0.463	0.463
<b>Total for Park Dedication Fees</b>								<b>9,741,215.32</b>	<b>99.975</b>	<b>9,738,812.32</b>	<b>9,737,918.82</b>	<b>99.997</b>	<b>9,740,965.32</b>	<b>405</b>		<b>0.257</b>	<b>0.230</b>
<b>PEG Fund</b>																	
TEXPOOL		LGIP	TexPool					467,948.20	100.000	467,948.20	467,948.20	100.000	467,948.20	1		0.039	0.039
3135G0PJ6	03/25/13	AGCY CALL	FNMA	0.400	03/25/15	12/25/13	QRTLY	300,000.00	100.057	300,172.20	300,000.00	100.060	300,180.00	541	86	0.371	0.285
<b>Total for PEG Fund</b>								<b>767,948.20</b>	<b>100.022</b>	<b>768,120.40</b>	<b>767,948.20</b>	<b>100.023</b>	<b>768,128.20</b>	<b>212</b>		<b>0.169</b>	<b>0.135</b>
<b>Public Art Fund</b>																	
TEXPOOL		LGIP	TexPool					41,306.32	100.000	41,306.32	41,306.32	100.000	41,306.32	1		0.039	0.039
3134G23H3	02/09/12	AGCY BULET	FHLMC	0.500	10/15/13			250,000.00	100.327	250,817.50	250,018.92	100.020	250,050.00	15		0.305	0.305
<b>Total for Public Art Fund</b>								<b>291,306.32</b>	<b>100.281</b>	<b>292,123.82</b>	<b>291,325.24</b>	<b>100.017</b>	<b>291,356.32</b>	<b>13</b>		<b>0.267</b>	<b>0.267</b>
<b>Series 2006 GO Bonds</b>																	
TEXSTAR		LGIP	TexSTAR					8,188,711.33	100.000	8,188,711.33	8,188,711.33	100.000	8,188,711.33	1		0.039	0.039
<b>Total for Series 2006 GO Bonds</b>								<b>8,188,711.33</b>	<b>100.000</b>	<b>8,188,711.33</b>	<b>8,188,711.33</b>	<b>100.000</b>	<b>8,188,711.33</b>	<b>1</b>		<b>0.039</b>	<b>0.039</b>



**City of Frisco**  
**Detail of Security Holdings**  
 As of 09/30/2013

CUSIP	Settle Date	Sec. Type	Sec. Description	CPN	Mty Date	Next Call	Call Type	Par Value	Purch Price	Orig Cost	Book Value	Mkt Price	Market Value	Days to Mty	Days to Call	YTM	YTW
<b>Series 2007 CO Bonds</b>																	
3133EA3A4	10/02/12	AGCY CALL	FFCB	0.280	09/02/14	Anytime	CONT	5,000,000.00	99.900	4,995,000.00	4,997,597.25	100.000	5,000,000.00	337	5	0.332	0.332
3134G3W71	11/26/12	AGCY CALL	FHLMC	0.350	11/26/14	11/26/13	ONE TIME	5,000,000.00	100.000	5,000,000.00	5,000,000.00	100.030	5,001,500.00	422	57	0.350	0.350
313381Y66	03/27/13	AGCY CALL	FHLB	0.320	02/13/15	10/13/13	MTHLY	3,500,000.00	100.000	3,500,000.00	3,500,000.00	100.010	3,500,350.00	501	13	0.320	0.320
<b>Total for Series 2007 CO Bonds</b>								<b>13,500,000.00</b>	<b>99.963</b>	<b>13,495,000.00</b>	<b>13,497,597.25</b>	<b>100.014</b>	<b>13,501,850.00</b>	<b>411</b>		<b>0.336</b>	<b>0.336</b>
<b>Series 2007 CO-W&amp;S</b>																	
TEXSTAR		LGIP	TexSTAR					7,111,991.77	100.000	7,111,991.77	7,111,991.77	100.000	7,111,991.77	1		0.039	0.039
<b>Total for Series 2007 CO-W&amp;S</b>								<b>7,111,991.77</b>	<b>100.000</b>	<b>7,111,991.77</b>	<b>7,111,991.77</b>	<b>100.000</b>	<b>7,111,991.77</b>	<b>1</b>		<b>0.039</b>	<b>0.039</b>
<b>Series 2007 GO Bonds</b>																	
TEXSTAR		LGIP	TexSTAR					1,126,765.35	100.000	1,126,765.35	1,126,765.35	100.000	1,126,765.35	1		0.039	0.039
3133EA3A4	10/02/12	AGCY CALL	FFCB	0.280	09/02/14	Anytime	CONT	5,000,000.00	99.900	4,995,000.00	4,997,597.25	100.000	5,000,000.00	337	5	0.332	0.332
3134G3W71	11/26/12	AGCY CALL	FHLMC	0.350	11/26/14	11/26/13	ONE TIME	5,000,000.00	100.000	5,000,000.00	5,000,000.00	100.030	5,001,500.00	422	57	0.350	0.350
<b>Total for Series 2007 GO Bonds</b>								<b>11,126,765.35</b>	<b>99.955</b>	<b>11,121,765.35</b>	<b>11,124,362.60</b>	<b>100.013</b>	<b>11,128,265.35</b>	<b>341</b>		<b>0.311</b>	<b>0.311</b>
<b>Series 2008 GO Bonds</b>																	
TEXSTAR		LGIP	TexSTAR					938,953.76	100.000	938,953.76	938,953.76	100.000	938,953.76	1		0.039	0.039
313381Y66	03/27/13	AGCY CALL	FHLB	0.320	02/13/15	10/13/13	MTHLY	7,000,000.00	100.000	7,000,000.00	7,000,000.00	100.010	7,000,700.00	501	13	0.320	0.320
313382CG6	03/12/13	AGCY CALL	FHLB	0.320	03/12/15	12/12/13	QRTLY	5,000,000.00	99.990	4,999,500.00	4,999,637.90	100.040	5,002,000.00	528	73	0.325	0.325
<b>Total for Series 2008 GO Bonds</b>								<b>12,938,953.76</b>	<b>99.996</b>	<b>12,938,453.76</b>	<b>12,938,591.66</b>	<b>100.021</b>	<b>12,941,653.76</b>	<b>475</b>		<b>0.302</b>	<b>0.301</b>
<b>Series 2009 CO Bonds</b>																	
TEXSTAR		LGIP	TexSTAR					208,227.12	100.000	208,227.12	208,227.12	100.000	208,227.12	1		0.039	0.039
<b>Total for Series 2009 CO Bonds</b>								<b>208,227.12</b>	<b>100.000</b>	<b>208,227.12</b>	<b>208,227.12</b>	<b>100.000</b>	<b>208,227.12</b>	<b>1</b>		<b>0.039</b>	<b>0.039</b>



**City of Frisco**  
**Detail of Security Holdings**  
 As of 09/30/2013

CUSIP	Settle Date	Sec. Type	Sec. Description	CPN	Mty Date	Next Call	Call Type	Par Value	Purch Price	Orig Cost	Book Value	Mkt Price	Market Value	Days to Mty	Days to Call	YTM	YTW
<b>Series 2013 CO-W&amp;S</b>																	
TEXSTAR		LGIP	TexSTAR					25,000,556.09	100.000	25,000,556.09	25,000,556.09	100.000	25,000,556.09	1		0.039	0.039
<b>Total for Series 2013 CO-W&amp;S</b>								<b>25,000,556.09</b>	<b>100.000</b>	<b>25,000,556.09</b>	<b>25,000,556.09</b>	<b>100.000</b>	<b>25,000,556.09</b>	<b>1</b>		<b>0.039</b>	<b>0.039</b>
<b>Series 2013 GO Bonds</b>																	
TEXSTAR		LGIP	TexSTAR					20,000,937.51	100.000	20,000,937.51	20,000,937.51	100.000	20,000,937.51	1		0.039	0.039
<b>Total for Series 2013 GO Bonds</b>								<b>20,000,937.51</b>	<b>100.000</b>	<b>20,000,937.51</b>	<b>20,000,937.51</b>	<b>100.000</b>	<b>20,000,937.51</b>	<b>1</b>		<b>0.039</b>	<b>0.039</b>
<b>Series 2013 GO Bonds - Refunding</b>																	
TEXSTAR		LGIP	TexSTAR					3,890,727.07	100.000	3,890,727.07	3,890,727.07	100.000	3,890,727.07	1		0.039	0.039
<b>Total for Series 2013 GO Bonds - Refunding</b>								<b>3,890,727.07</b>	<b>100.000</b>	<b>3,890,727.07</b>	<b>3,890,727.07</b>	<b>100.000</b>	<b>3,890,727.07</b>	<b>1</b>		<b>0.039</b>	<b>0.039</b>
<b>Solid Waste Operating Fund</b>																	
TEXPOOL		LGIP	TexPool					98,695.40	100.000	98,695.40	98,695.40	100.000	98,695.40	1		0.039	0.039
3134G4FE3	09/04/13	AGCY CALL	FHLMC	0.400	09/04/15	09/04/14	ONE TIME	1,800,000.00	99.875	1,797,750.00	1,797,834.08	100.010	1,800,180.00	704	339	0.463	0.463
<b>Total for Solid Waste Operating Fund</b>								<b>1,898,695.40</b>	<b>99.882</b>	<b>1,896,445.40</b>	<b>1,896,529.48</b>	<b>100.009</b>	<b>1,898,875.40</b>	<b>667</b>		<b>0.441</b>	<b>0.441</b>
<b>Special Events Fund</b>																	
TEXPOOL		LGIP	TexPool					165,441.07	100.000	165,441.07	165,441.07	100.000	165,441.07	1		0.039	0.039
<b>Total for Special Events Fund</b>								<b>165,441.07</b>	<b>100.000</b>	<b>165,441.07</b>	<b>165,441.07</b>	<b>100.000</b>	<b>165,441.07</b>	<b>1</b>		<b>0.039</b>	<b>0.039</b>



**City of Frisco**  
**Detail of Security Holdings**  
 As of 09/30/2013

CUSIP	Settle Date	Sec. Type	Sec. Description	CPN	Mty Date	Next Call	Call Type	Par Value	Purch Price	Orig Cost	Book Value	Mkt Price	Market Value	Days to Mty	Days to Call	YTM	YTW
<b>Stormwater Operating Fund</b>																	
TEXPOOL		LGIP	TexPool					590,444.51	100.000	590,444.51	590,444.51	100.000	590,444.51	1		0.039	0.039
3134G0PJ6	03/25/13	AGCY CALL	FNMA	0.400	03/25/15	12/25/13	QRTLY	500,000.00	100.057	500,287.00	500,000.00	100.060	500,300.00	541	86	0.371	0.285
<b>Total for Stormwater Operating Fund</b>								<b>1,090,444.51</b>	<b>100.026</b>	<b>1,090,731.51</b>	<b>1,090,444.51</b>	<b>100.028</b>	<b>1,090,744.51</b>	<b>249</b>		<b>0.192</b>	<b>0.152</b>
<b>Superdrome</b>																	
TEXPOOL		LGIP	TexPool					230,993.04	100.000	230,993.04	230,993.04	100.000	230,993.04	1		0.039	0.039
3134G2UA8	09/13/12	AGCY BULET	FHLMC	1.000	08/20/14			1,500,000.00	101.346	1,520,196.00	1,509,257.46	100.730	1,510,950.00	324		0.302	0.302
<b>Total for Superdrome</b>								<b>1,730,993.04</b>	<b>101.168</b>	<b>1,751,189.04</b>	<b>1,740,250.50</b>	<b>100.633</b>	<b>1,741,943.04</b>	<b>281</b>		<b>0.267</b>	<b>0.267</b>
<b>TIRZ #1</b>																	
TEXPOOL		LGIP	TexPool					4,961,129.31	100.000	4,961,129.31	4,961,129.31	100.000	4,961,129.31	1		0.039	0.039
<b>Total for TIRZ #1</b>								<b>4,961,129.31</b>	<b>100.000</b>	<b>4,961,129.31</b>	<b>4,961,129.31</b>	<b>100.000</b>	<b>4,961,129.31</b>	<b>1</b>		<b>0.039</b>	<b>0.039</b>
<b>Traffic Control Enforcement</b>																	
TEXPOOL		LGIP	TexPool					260,835.30	100.000	260,835.30	260,835.30	100.000	260,835.30	1		0.039	0.039
<b>Total for Traffic Control Enforcement</b>								<b>260,835.30</b>	<b>100.000</b>	<b>260,835.30</b>	<b>260,835.30</b>	<b>100.000</b>	<b>260,835.30</b>	<b>1</b>		<b>0.039</b>	<b>0.039</b>
<b>Water &amp; Sewer Cap Proj Arb Acct</b>																	
TEXPOOL		LGIP	TexPool					13,340.86	100.000	13,340.86	13,340.86	100.000	13,340.86	1		0.039	0.039
<b>Total for Water &amp; Sewer Cap Proj Arb Acct</b>								<b>13,340.86</b>	<b>100.000</b>	<b>13,340.86</b>	<b>13,340.86</b>	<b>100.000</b>	<b>13,340.86</b>	<b>1</b>		<b>0.039</b>	<b>0.039</b>



**City of Frisco**  
**Detail of Security Holdings**  
 As of 09/30/2013

CUSIP	Settle Date	Sec. Type	Sec. Description	CPN	Mty Date	Next Call	Call Type	Par Value	Purch Price	Orig Cost	Book Value	Mkt Price	Market Value	Days to Mty	Days to Call	YTM	YTW
<b>Water &amp; Sewer Fund</b>																	
TEXPOOL		LGIP	TexPool					310,024.49	100.000	310,024.49	310,024.49	100.000	310,024.49	1		0.039	0.039
TEXSTAR		LGIP	TexSTAR					217,145.60	100.000	217,145.60	217,145.60	100.000	217,145.60	1		0.039	0.039
3135G0PJ6	03/25/13	AGCY CALL	FNMA	0.400	03/25/15	12/25/13	QRTLY	4,645,000.00	100.060	4,647,782.36	4,645,000.00	100.060	4,647,787.00	541	86	0.370	0.280
3134G42V9	04/29/13	AGCY CALL	FHLMC	0.320	04/29/15	10/29/13	QRTLY	5,000,000.00	100.000	5,000,000.00	5,000,000.00	100.000	5,000,000.00	576	29	0.320	0.320
<b>Total for Water &amp; Sewer Fund</b>								<b>10,172,170.09</b>	<b>100.027</b>	<b>10,174,952.45</b>	<b>10,172,170.09</b>	<b>100.027</b>	<b>10,174,957.09</b>	<b>530</b>		<b>0.328</b>	<b>0.287</b>
<b>Water &amp; Sewer Imp Fees</b>																	
TEXPOOL		LGIP	TexPool					1,495,199.96	100.000	1,495,199.96	1,495,199.96	100.000	1,495,199.96	1		0.039	0.039
TEXSTAR		LGIP	TexSTAR					1,182,621.59	100.000	1,182,621.59	1,182,621.59	100.000	1,182,621.59	1		0.039	0.039
WF-FRIS2		BANK DEP	Wells Fargo Ana Bus Cking					7,005,586.86	100.000	7,005,586.86	7,005,586.86	100.000	7,005,586.86	1		0.090	0.090
3134G23H3	02/09/12	AGCY BULET	FHLMC	0.500	10/15/13			3,000,000.00	100.327	3,009,810.00	3,000,227.07	100.020	3,000,600.00	15		0.305	0.305
3134G4FE3	09/04/13	AGCY CALL	FHLMC	0.400	09/04/15	09/04/14	ONE TIME	5,000,000.00	99.875	4,993,750.00	4,993,983.55	100.010	5,000,500.00	704	339	0.463	0.463
<b>Total for Water &amp; Sewer Imp Fees</b>								<b>17,683,408.41</b>	<b>100.020</b>	<b>17,686,968.41</b>	<b>17,677,619.03</b>	<b>100.006</b>	<b>17,684,508.41</b>	<b>202</b>		<b>0.224</b>	<b>0.224</b>
<b>Workforce Housing</b>																	
TEXPOOL		LGIP	TexPool					68,775.53	100.000	68,775.53	68,775.53	100.000	68,775.53	1		0.039	0.039
3134G2UA8	09/13/12	AGCY BULET	FHLMC	1.000	08/20/14			350,000.00	101.346	354,712.40	352,160.07	100.730	352,555.00	324		0.302	0.302
<b>Total for Workforce Housing</b>								<b>418,775.53</b>	<b>101.126</b>	<b>423,487.93</b>	<b>420,935.60</b>	<b>100.611</b>	<b>421,330.53</b>	<b>271</b>		<b>0.259</b>	<b>0.259</b>
<b>Total for City of Frisco</b>								<b>303,069,312.26</b>	<b>100.026</b>	<b>303,146,827.46</b>	<b>303,074,670.04</b>	<b>100.018</b>	<b>303,122,894.26</b>	<b>188</b>		<b>0.176</b>	<b>0.173</b>



**City of Frisco**  
**Change in Value**  
 From 09/30/2012 to 09/30/2013

CUSIP	Security Type	Security Description	09/30/12 Book Value	Cost of Purchases	Maturities / Calls / Sales	Amortization / Accretion	Realized Gain/(Loss)	09/30/13 Book Value	09/30/12 Market Value	09/30/13 Market Value	Change in Mkt Value
<b>Capital Proj / Esc</b>											
TEXPOOL	LGIP	TexPool	19,177,818.11	1,542,303.18	(8,184,091.34)	0.00	0.00	12,536,029.95	19,177,818.11	12,536,029.95	(6,641,788.16)
WF-FRIS2	BANK DEP	Wells Fargo Ana Bus Cking	0.00	3,002,394.39	0.00	0.00	0.00	3,002,394.37	0.00	3,002,394.37	3,002,394.37
3134G2UA8	AGCY BULET	FHLMC 1.000 08/20/14	3,191,318.93	0.00	0.00	(21,878.26)	0.00	3,169,440.67	3,188,745.00	3,172,995.00	(15,750.00)
3133ECL69	AGCY CALL	FFCB 0.250 04/15/15	0.00	1,498,500.00	0.00	345.06	0.00	1,498,845.06	0.00	1,499,100.00	1,499,100.00
<b>Total for Capital Proj / Esc</b>			<b>22,369,137.04</b>	<b>6,043,197.57</b>	<b>(8,184,091.34)</b>	<b>(21,533.20)</b>	<b>0.00</b>	<b>20,206,710.05</b>	<b>22,366,563.11</b>	<b>20,210,519.32</b>	<b>(2,156,043.79)</b>
<b>Capital Project Reserve Fund</b>											
3134G23H3	AGCY BULET	FHLMC 0.500 10/15/13	1,002,020.30	0.00	0.00	(1,944.61)	0.00	1,000,075.69	1,003,000.00	1,000,200.00	(2,800.00)
3135G0PJ6	AGCY CALL	FNMA 0.400 03/25/15	0.00	500,287.00	0.00	(287.00)	0.00	500,000.00	0.00	500,300.00	500,300.00
<b>Total for Capital Project Reserve Fund</b>			<b>1,002,020.30</b>	<b>500,287.00</b>	<b>0.00</b>	<b>(2,231.61)</b>	<b>0.00</b>	<b>1,500,075.69</b>	<b>1,003,000.00</b>	<b>1,500,500.00</b>	<b>497,500.00</b>
<b>Capital Reserve Fund</b>											
TEXPOOL	LGIP	TexPool	1,342,908.23	607,426.21	(1,604,282.56)	0.00	0.00	346,051.88	1,342,908.23	346,051.88	(996,856.35)
3134G4FE3	AGCY CALL	FHLMC 0.400 09/04/15	0.00	1,498,125.00	0.00	70.07	0.00	1,498,195.07	0.00	1,500,150.00	1,500,150.00
<b>Total for Capital Reserve Fund</b>			<b>1,342,908.23</b>	<b>2,105,551.21</b>	<b>(1,604,282.56)</b>	<b>70.07</b>	<b>0.00</b>	<b>1,844,246.95</b>	<b>1,342,908.23</b>	<b>1,846,201.88</b>	<b>503,293.65</b>
<b>CDC CO Bonds 2013</b>											
TEXSTAR	LGIP	TexSTAR	0.00	15,000,247.91	0.00	0.00	0.00	15,000,247.89	0.00	15,000,247.89	15,000,247.89
<b>Total for CDC CO Bonds 2013</b>			<b>0.00</b>	<b>15,000,247.91</b>	<b>0.00</b>	<b>0.00</b>	<b>0.00</b>	<b>15,000,247.89</b>	<b>0.00</b>	<b>15,000,247.89</b>	<b>15,000,247.89</b>



**City of Frisco**  
**Change in Value**  
 From 09/30/2012 to 09/30/2013

CUSIP	Security Type	Security Description	09/30/12 Book Value	Cost of Purchases	Maturities / Calls / Sales	Amortization / Accretion	Realized Gain/(Loss)	09/30/13 Book Value	09/30/12 Market Value	09/30/13 Market Value	Change in Mkt Value
<b>CDC Fund</b>											
TEXPOOL	LGIP	TexPool	11,332,015.42	10,063,590.34	(16,004,290.96)	0.00	0.00	5,391,314.80	11,332,015.42	5,391,314.80	(5,940,700.62)
TEXSTAR	LGIP	TexSTAR	673,010.96	3,358,976.08	(3,758,130.16)	0.00	0.00	273,856.88	673,010.96	273,856.88	(399,154.08)
3134G3MM9	AGCY CALL	FHLMC 0.400 02/27/14	2,000,000.00	0.00	(2,000,000.00)	0.00	0.00	0.00	2,001,800.00	0.00	(2,001,800.00)
313382CG6	AGCY CALL	FHLB 0.320 03/12/15	0.00	1,999,800.00	0.00	55.16	0.00	1,999,855.16	0.00	2,000,800.00	2,000,800.00
313382S87	AGCY CALL	FHLB 0.350 04/28/15	0.00	1,899,943.00	(1,900,000.00)	57.00	0.00	0.00	0.00	0.00	0.00
3134G42V9	AGCY CALL	FHLMC 0.320 04/29/15	0.00	4,999,500.00	0.00	105.30	0.00	4,999,605.30	0.00	5,000,000.00	5,000,000.00
313383HD6	AGCY CALL	FHLB 0.350 06/24/15	0.00	1,900,000.00	0.00	0.00	0.00	1,900,000.00	0.00	1,899,240.00	1,899,240.00
<b>Total for CDC Fund</b>			<b>14,005,026.38</b>	<b>24,221,809.42</b>	<b>(23,662,421.12)</b>	<b>217.46</b>	<b>0.00</b>	<b>14,564,632.14</b>	<b>14,006,826.38</b>	<b>14,565,211.68</b>	<b>558,385.30</b>
<b>CIP Contributions</b>											
TEXSTAR	LGIP	TexSTAR	10,722,005.30	18,157.37	(9,147,523.70)	0.00	0.00	1,592,638.97	10,722,005.30	1,592,638.97	(9,129,366.33)
3133822N2	AGCY CALL	FHLB 0.350 02/20/15	0.00	5,000,000.00	0.00	0.00	0.00	5,000,000.00	0.00	5,000,500.00	5,000,500.00
<b>Total for CIP Contributions</b>			<b>10,722,005.30</b>	<b>5,018,157.37</b>	<b>(9,147,523.70)</b>	<b>0.00</b>	<b>0.00</b>	<b>6,592,638.97</b>	<b>10,722,005.30</b>	<b>6,593,138.97</b>	<b>(4,128,866.33)</b>
<b>Court Fees</b>											
TEXPOOL	LGIP	TexPool	456,529.31	129,186.63	(87,591.67)	0.00	0.00	498,124.27	456,529.31	498,124.27	41,594.96
<b>Total for Court Fees</b>			<b>456,529.31</b>	<b>129,186.63</b>	<b>(87,591.67)</b>	<b>0.00</b>	<b>0.00</b>	<b>498,124.27</b>	<b>456,529.31</b>	<b>498,124.27</b>	<b>41,594.96</b>
<b>Downtown Improvement</b>											
TEXPOOL	LGIP	TexPool	131,687.68	97,928.02	(3,883.64)	0.00	0.00	225,732.06	131,687.68	225,732.06	94,044.38
<b>Total for Downtown Improvement</b>			<b>131,687.68</b>	<b>97,928.02</b>	<b>(3,883.64)</b>	<b>0.00</b>	<b>0.00</b>	<b>225,732.06</b>	<b>131,687.68</b>	<b>225,732.06</b>	<b>94,044.38</b>





**City of Frisco**  
**Change in Value**  
 From 09/30/2012 to 09/30/2013

CUSIP	Security Type	Security Description	09/30/12 Book Value	Cost of Purchases	Maturities / Calls / Sales	Amortization / Accretion	Realized Gain/(Loss)	09/30/13 Book Value	09/30/12 Market Value	09/30/13 Market Value	Change in Mkt Value
<b>EDC Fund</b>											
TEXPOOL	LGIP	TexPool	9,974,046.49	3,439,421.86	(7,587,439.03)	0.00	0.00	5,826,029.32	9,974,046.49	5,826,029.32	(4,148,017.17)
TEXSTAR	LGIP	TexSTAR	2,960,240.21	4,599,806.11	(6,127,688.98)	0.00	0.00	1,432,357.34	2,960,240.21	1,432,357.34	(1,527,882.87)
CD-2041	CD	American Bk of TX CD 0.350 02/10/14	1,000,000.00	3,504.60	0.00	0.00	0.00	1,003,504.60	1,000,000.00	1,003,504.60	3,504.60
3134G3MM9	AGCY CALL	FHLMC 0.400 02/27/14	6,000,000.00	0.00	(6,000,000.00)	0.00	0.00	0.00	6,005,400.00	0.00	(6,005,400.00)
CD-4385	CD-IAM	American Bk of TX CD 0.400 05/17/14	0.00	5,000,000.00	0.00	0.00	0.00	5,000,000.00	0.00	5,000,000.00	5,000,000.00
313381Y66	AGCY CALL	FHLB 0.320 02/13/15	0.00	1,250,000.00	0.00	0.00	0.00	1,250,000.00	0.00	1,250,125.00	1,250,125.00
313382CG6	AGCY CALL	FHLB 0.320 03/12/15	0.00	4,749,525.00	0.00	131.01	0.00	4,749,656.01	0.00	4,751,900.00	4,751,900.00
313382S87	AGCY CALL	FHLB 0.350 04/28/15	0.00	1,899,943.00	(1,900,000.00)	57.00	0.00	0.00	0.00	0.00	0.00
313383HD6	AGCY CALL	FHLB 0.350 06/24/15	0.00	1,900,000.00	0.00	0.00	0.00	1,900,000.00	0.00	1,899,240.00	1,899,240.00
<b>Total for EDC Fund</b>			<b>19,934,286.70</b>	<b>22,842,200.57</b>	<b>(21,615,128.01)</b>	<b>188.01</b>	<b>0.00</b>	<b>21,161,547.27</b>	<b>19,939,686.70</b>	<b>21,163,156.26</b>	<b>1,223,469.56</b>
<b>General Operating Fund</b>											
TEXPOOL	LGIP	TexPool	10,802,872.56	26,848,747.09	(28,797,462.88)	0.00	0.00	8,854,156.77	10,802,872.56	8,854,156.77	(1,948,715.79)
TEXSTAR	LGIP	TexSTAR	3,188,959.76	47,190,298.45	(37,653,055.81)	0.00	0.00	12,726,202.40	3,188,959.76	12,726,202.40	9,537,242.64
WF-FRISCO	BANK DEP	Wells Fargo Choice IV	9,853,330.36	25,727.66	0.00	0.00	0.00	9,879,058.02	9,853,330.36	9,879,058.02	25,727.66
313376HQ1	AGCY BULET	FHLB 0.210 12/10/12	5,000,263.55	0.00	(5,000,000.00)	(263.55)	0.00	0.00	5,000,500.00	0.00	(5,000,500.00)
313589KZ5	AGCY DISCO	FNMA 0.000 08/28/13	0.00	4,996,229.17	(5,000,000.00)	3,770.83	0.00	0.00	0.00	0.00	0.00
313397LY5	AGCY DISCO	FHLMC 0.000 09/20/13	0.00	4,995,750.00	(5,000,000.00)	4,250.00	0.00	0.00	0.00	0.00	0.00
313397MZ1	AGCY DISCO	FHLMC 0.000 10/15/13	0.00	4,995,070.14	0.00	4,628.46	0.00	4,999,698.60	0.00	5,000,000.00	5,000,000.00
3134G23H3	AGCY BULET	FHLMC 0.500 10/15/13	5,511,111.65	0.00	0.00	(10,695.35)	0.00	5,500,416.30	5,516,500.00	5,501,100.00	(15,400.00)
3134G3MM9	AGCY CALL	FHLMC 0.400 02/27/14	4,000,000.00	0.00	(4,000,000.00)	0.00	0.00	0.00	4,003,600.00	0.00	(4,003,600.00)
313382CG6	AGCY CALL	FHLB 0.320 03/12/15	0.00	3,999,600.00	0.00	110.32	0.00	3,999,710.32	0.00	4,001,600.00	4,001,600.00
<b>Total for General Operating Fund</b>			<b>38,356,537.88</b>	<b>93,051,422.51</b>	<b>(85,450,518.69)</b>	<b>1,800.71</b>	<b>0.00</b>	<b>45,959,242.41</b>	<b>38,365,762.68</b>	<b>45,962,117.19</b>	<b>7,596,354.51</b>
<b>Hotel Motel Tourism</b>											
TEXPOOL	LGIP	TexPool	316,622.44	991,296.65	(799,611.44)	0.00	0.00	508,307.65	316,622.44	508,307.65	191,685.21
<b>Total for Hotel Motel Tourism</b>			<b>316,622.44</b>	<b>991,296.65</b>	<b>(799,611.44)</b>	<b>0.00</b>	<b>0.00</b>	<b>508,307.65</b>	<b>316,622.44</b>	<b>508,307.65</b>	<b>191,685.21</b>



**City of Frisco**  
**Change in Value**  
 From 09/30/2012 to 09/30/2013

CUSIP	Security Type	Security Description	09/30/12 Book Value	Cost of Purchases	Maturities / Calls / Sales	Amortization / Accretion	Realized Gain/(Loss)	09/30/13 Book Value	09/30/12 Market Value	09/30/13 Market Value	Change in Mkt Value
<b>Impact Fees</b>											
TEXPOOL	LGIP	TexPool	5,320,480.17	3,914,344.22	(7,572,825.03)	0.00	0.00	1,661,999.36	5,320,480.17	1,661,999.36	(3,658,480.81)
TEXSTAR	LGIP	TexSTAR	2,038,842.40	872,727.04	(1,994,965.27)	0.00	0.00	916,604.17	2,038,842.40	916,604.17	(1,122,238.23)
3134G23H3	AGCY BULET	FHLMC 0.500 10/15/13	3,006,060.90	0.00	0.00	(5,833.83)	0.00	3,000,227.07	3,009,000.00	3,000,600.00	(8,400.00)
3134G3MM9	AGCY CALL	FHLMC 0.400 02/27/14	2,000,000.00	0.00	(2,000,000.00)	0.00	0.00	0.00	2,001,800.00	0.00	(2,001,800.00)
313381Y66	AGCY CALL	FHLB 0.320 02/13/15	0.00	2,000,000.00	0.00	0.00	0.00	2,000,000.00	0.00	2,000,200.00	2,000,200.00
3133822N2	AGCY CALL	FHLB 0.350 02/20/15	0.00	5,000,000.00	0.00	0.00	0.00	5,000,000.00	0.00	5,000,500.00	5,000,500.00
3134G4FE3	AGCY CALL	FHLMC 0.400 09/04/15	0.00	3,995,000.00	0.00	186.84	0.00	3,995,186.84	0.00	4,000,400.00	4,000,400.00
<b>Total for Impact Fees</b>			<b>12,365,383.47</b>	<b>15,782,071.26</b>	<b>(11,567,790.30)</b>	<b>(5,646.99)</b>	<b>0.00</b>	<b>16,574,017.44</b>	<b>12,370,122.57</b>	<b>16,580,303.53</b>	<b>4,210,180.96</b>
<b>Insurance Reserve Fund</b>											
TEXPOOL	LGIP	TexPool	1,068,004.07	1,002,772.30	(915,505.27)	0.00	0.00	1,155,271.10	1,068,004.07	1,155,271.10	87,267.03
3134G23H3	AGCY BULET	FHLMC 0.500 10/15/13	400,808.12	0.00	0.00	(777.84)	0.00	400,030.28	401,200.00	400,080.00	(1,120.00)
3135G0PJ6	AGCY CALL	FNMA 0.400 03/25/15	0.00	1,000,574.00	0.00	(574.00)	0.00	1,000,000.00	0.00	1,000,600.00	1,000,600.00
3134G4FE3	AGCY CALL	FHLMC 0.400 09/04/15	0.00	499,375.00	0.00	23.36	0.00	499,398.36	0.00	500,050.00	500,050.00
<b>Total for Insurance Reserve Fund</b>			<b>1,468,812.19</b>	<b>2,502,721.30</b>	<b>(915,505.27)</b>	<b>(1,328.48)</b>	<b>0.00</b>	<b>3,054,699.74</b>	<b>1,469,204.07</b>	<b>3,056,001.10</b>	<b>1,586,797.03</b>
<b>Interest &amp; Sinking Fund</b>											
TEXPOOL	LGIP	TexPool	3,607,268.60	8,404,090.66	(8,129,111.75)	0.00	0.00	3,882,247.51	3,607,268.60	3,882,247.51	274,978.91
TEXSTAR	LGIP	TexSTAR	503,490.91	26,734,838.10	(26,981,917.41)	0.00	0.00	256,411.60	503,490.91	256,411.60	(247,079.31)
<b>Total for Interest &amp; Sinking Fund</b>			<b>4,110,759.51</b>	<b>35,138,928.76</b>	<b>(35,111,029.16)</b>	<b>0.00</b>	<b>0.00</b>	<b>4,138,659.11</b>	<b>4,110,759.51</b>	<b>4,138,659.11</b>	<b>27,899.60</b>
<b>Panther Creek-PID</b>											
TEXPOOL	LGIP	TexPool	751.43	288,441.47	(200,994.91)	0.00	0.00	88,197.99	751.43	88,197.99	87,446.56
<b>Total for Panther Creek-PID</b>			<b>751.43</b>	<b>288,441.47</b>	<b>(200,994.91)</b>	<b>0.00</b>	<b>0.00</b>	<b>88,197.99</b>	<b>751.43</b>	<b>88,197.99</b>	<b>87,446.56</b>



**City of Frisco**  
**Change in Value**  
 From 09/30/2012 to 09/30/2013

CUSIP	Security Type	Security Description	09/30/12 Book Value	Cost of Purchases	Maturities / Calls / Sales	Amortization / Accretion	Realized Gain/(Loss)	09/30/13 Book Value	09/30/12 Market Value	09/30/13 Market Value	Change in Mkt Value
<b>Park Dedication Fees</b>											
TEXPOOL	LGIP	TexPool	5,286,812.59	1,830,795.74	(5,895,016.17)	0.00	0.00	1,222,592.16	5,286,812.59	1,222,592.16	(4,064,220.43)
TEXSTAR	LGIP	TexSTAR	1,191,161.81	900,733.15	(573,271.80)	0.00	0.00	1,518,623.16	1,191,161.81	1,518,623.16	327,461.35
3135G0PJ6	AGCY CALL	FNMA 0.400 03/25/15	0.00	3,001,722.00	0.00	(1,722.00)	0.00	3,000,000.00	0.00	3,001,800.00	3,001,800.00
3133ECL69	AGCY CALL	FFCB 0.250 04/15/15	0.00	3,496,500.00	0.00	805.14	0.00	3,497,305.14	0.00	3,497,900.00	3,497,900.00
3134G4FE3	AGCY CALL	FHLMC 0.400 09/04/15	0.00	499,375.00	0.00	23.36	0.00	499,398.36	0.00	500,050.00	500,050.00
<b>Total for Park Dedication Fees</b>			<b>6,477,974.40</b>	<b>9,729,125.89</b>	<b>(6,468,287.97)</b>	<b>(893.50)</b>	<b>0.00</b>	<b>9,737,918.82</b>	<b>6,477,974.40</b>	<b>9,740,965.32</b>	<b>3,262,990.92</b>
<b>PEG Fund</b>											
TEXPOOL	LGIP	TexPool	672,237.22	120,733.19	(325,022.21)	0.00	0.00	467,948.20	672,237.22	467,948.20	(204,289.02)
3135G0PJ6	AGCY CALL	FNMA 0.400 03/25/15	0.00	300,172.20	0.00	(172.20)	0.00	300,000.00	0.00	300,180.00	300,180.00
<b>Total for PEG Fund</b>			<b>672,237.22</b>	<b>420,905.39</b>	<b>(325,022.21)</b>	<b>(172.20)</b>	<b>0.00</b>	<b>767,948.20</b>	<b>672,237.22</b>	<b>768,128.20</b>	<b>95,890.98</b>
<b>Public Art Fund</b>											
TEXPOOL	LGIP	TexPool	32,214.99	25,752.78	(16,661.45)	0.00	0.00	41,306.32	32,214.99	41,306.32	9,091.33
3134G23H3	AGCY BULET	FHLMC 0.500 10/15/13	250,505.08	0.00	0.00	(486.16)	0.00	250,018.92	250,750.00	250,050.00	(700.00)
<b>Total for Public Art Fund</b>			<b>282,720.07</b>	<b>25,752.78</b>	<b>(16,661.45)</b>	<b>(486.16)</b>	<b>0.00</b>	<b>291,325.24</b>	<b>282,964.99</b>	<b>291,356.32</b>	<b>8,391.33</b>
<b>Series 2006 CO-W&amp;S</b>											
TEXSTAR	LGIP	TexSTAR	4,356,789.08	1,292.50	(4,358,081.58)	0.00	0.00	0.00	4,356,789.08	0.00	(4,356,789.08)
<b>Total for Series 2006 CO-W&amp;S</b>			<b>4,356,789.08</b>	<b>1,292.50</b>	<b>(4,358,081.58)</b>	<b>0.00</b>	<b>0.00</b>	<b>0.00</b>	<b>4,356,789.08</b>	<b>0.00</b>	<b>(4,356,789.08)</b>
<b>Series 2006 GO Bonds</b>											
TEXSTAR	LGIP	TexSTAR	14,019,693.54	2,190,270.22	(8,021,252.43)	0.00	0.00	8,188,711.33	14,019,693.54	8,188,711.33	(5,830,982.21)
313380PR2	AGCY CALL	FHLB 0.300 06/27/14	3,500,000.00	0.00	(3,500,000.00)	0.00	0.00	0.00	3,501,400.00	0.00	(3,501,400.00)
<b>Total for Series 2006 GO Bonds</b>			<b>17,519,693.54</b>	<b>2,190,270.22</b>	<b>(11,521,252.43)</b>	<b>0.00</b>	<b>0.00</b>	<b>8,188,711.33</b>	<b>17,521,093.54</b>	<b>8,188,711.33</b>	<b>(9,332,382.21)</b>



**City of Frisco**  
**Change in Value**  
 From 09/30/2012 to 09/30/2013

CUSIP	Security Type	Security Description	09/30/12 Book Value	Cost of Purchases	Maturities / Calls / Sales	Amortization / Accretion	Realized Gain/(Loss)	09/30/13 Book Value	09/30/12 Market Value	09/30/13 Market Value	Change in Mkt Value
<b>Series 2007 CO Bonds</b>											
31398AX31	AGCY BULET	FNMA 1.250 08/20/13	4,837,690.22	0.00	(4,795,000.00)	(42,690.22)	0.00	0.00	4,837,675.50	0.00	(4,837,675.50)
3135G0FN8	AGCY CALL	FNMA 0.550 11/21/13	4,997,574.00	0.00	(5,000,000.00)	2,426.00	0.00	0.00	5,001,500.00	0.00	(5,001,500.00)
313380PR2	AGCY CALL	FHLB 0.300 06/27/14	3,500,000.00	0.00	(3,500,000.00)	0.00	0.00	0.00	3,501,400.00	0.00	(3,501,400.00)
3133EA3A4	AGCY CALL	FFCB 0.280 09/02/14	0.00	4,995,000.00	0.00	2,597.25	0.00	4,997,597.25	0.00	5,000,000.00	5,000,000.00
3134G3W71	AGCY CALL	FHLMC 0.350 11/26/14	0.00	5,000,000.00	0.00	0.00	0.00	5,000,000.00	0.00	5,001,500.00	5,001,500.00
313381Y66	AGCY CALL	FHLB 0.320 02/13/15	0.00	3,500,000.00	0.00	0.00	0.00	3,500,000.00	0.00	3,500,350.00	3,500,350.00
<b>Total for Series 2007 CO Bonds</b>			<b>13,335,264.22</b>	<b>13,495,000.00</b>	<b>(13,295,000.00)</b>	<b>(37,666.97)</b>	<b>0.00</b>	<b>13,497,597.25</b>	<b>13,340,575.50</b>	<b>13,501,850.00</b>	<b>161,274.50</b>
<b>Series 2007 CO-W&amp;S</b>											
TEXSTAR	LGIP	TexSTAR	15,864,139.83	3,765,148.40	(12,517,296.46)	0.00	0.00	7,111,991.77	15,864,139.83	7,111,991.77	(8,752,148.06)
<b>Total for Series 2007 CO-W&amp;S</b>			<b>15,864,139.83</b>	<b>3,765,148.40</b>	<b>(12,517,296.46)</b>	<b>0.00</b>	<b>0.00</b>	<b>7,111,991.77</b>	<b>15,864,139.83</b>	<b>7,111,991.77</b>	<b>(8,752,148.06)</b>
<b>Series 2007 GO Bonds</b>											
TEXSTAR	LGIP	TexSTAR	13,137,148.84	259,333.54	(12,269,717.03)	0.00	0.00	1,126,765.35	13,137,148.84	1,126,765.35	(12,010,383.49)
3135G0FN8	AGCY CALL	FNMA 0.550 11/21/13	4,997,574.00	0.00	(5,000,000.00)	2,426.00	0.00	0.00	5,001,500.00	0.00	(5,001,500.00)
3133EA3A4	AGCY CALL	FFCB 0.280 09/02/14	0.00	4,995,000.00	0.00	2,597.25	0.00	4,997,597.25	0.00	5,000,000.00	5,000,000.00
3134G3W71	AGCY CALL	FHLMC 0.350 11/26/14	0.00	5,000,000.00	0.00	0.00	0.00	5,000,000.00	0.00	5,001,500.00	5,001,500.00
<b>Total for Series 2007 GO Bonds</b>			<b>18,134,722.84</b>	<b>10,254,333.54</b>	<b>(17,269,717.03)</b>	<b>5,023.25</b>	<b>0.00</b>	<b>11,124,362.60</b>	<b>18,138,648.84</b>	<b>11,128,265.35</b>	<b>(7,010,383.49)</b>
<b>Series 2008 GO Bonds</b>											
TEXSTAR	LGIP	TexSTAR	2,844,732.91	5,022,825.75	(6,928,604.90)	0.00	0.00	938,953.76	2,844,732.91	938,953.76	(1,905,779.15)
3134G3MM9	AGCY CALL	FHLMC 0.400 02/27/14	5,000,000.00	0.00	(5,000,000.00)	0.00	0.00	0.00	5,004,500.00	0.00	(5,004,500.00)
313380PR2	AGCY CALL	FHLB 0.300 06/27/14	7,000,000.00	0.00	(7,000,000.00)	0.00	0.00	0.00	7,002,800.00	0.00	(7,002,800.00)
313381Y66	AGCY CALL	FHLB 0.320 02/13/15	0.00	7,000,000.00	0.00	0.00	0.00	7,000,000.00	0.00	7,000,700.00	7,000,700.00
313382CG6	AGCY CALL	FHLB 0.320 03/12/15	0.00	4,999,500.00	0.00	137.90	0.00	4,999,637.90	0.00	5,002,000.00	5,002,000.00
<b>Total for Series 2008 GO Bonds</b>			<b>14,844,732.91</b>	<b>17,022,325.75</b>	<b>(18,928,604.90)</b>	<b>137.90</b>	<b>0.00</b>	<b>12,938,591.66</b>	<b>14,852,032.91</b>	<b>12,941,653.76</b>	<b>(1,910,379.15)</b>



**City of Frisco**  
**Change in Value**  
 From 09/30/2012 to 09/30/2013

CUSIP	Security Type	Security Description	09/30/12 Book Value	Cost of Purchases	Maturities / Calls / Sales	Amortization / Accretion	Realized Gain/(Loss)	09/30/13 Book Value	09/30/12 Market Value	09/30/13 Market Value	Change in Mkt Value
<b>Series 2008-B CO Bonds</b>											
TEXSTAR	LGIP	TexSTAR	0.00	0.00	0.00	0.00	0.00	0.00	0.00	0.00	0.00
<b>Total for Series 2008-B CO Bonds</b>			<b>0.00</b>	<b>0.00</b>	<b>0.00</b>	<b>0.00</b>	<b>0.00</b>	<b>0.00</b>	<b>0.00</b>	<b>0.00</b>	<b>0.00</b>
<b>Series 2009 CO Bonds</b>											
TEXSTAR	LGIP	TexSTAR	208,017.72	209.40	0.00	0.00	0.00	208,227.12	208,017.72	208,227.12	209.40
<b>Total for Series 2009 CO Bonds</b>			<b>208,017.72</b>	<b>209.40</b>	<b>0.00</b>	<b>0.00</b>	<b>0.00</b>	<b>208,227.12</b>	<b>208,017.72</b>	<b>208,227.12</b>	<b>209.40</b>
<b>Series 2011 GO Bonds</b>											
TEXSTAR	LGIP	TexSTAR	1,412,282.61	702.87	(1,412,985.48)	0.00	0.00	0.00	1,412,282.61	0.00	(1,412,282.61)
<b>Total for Series 2011 GO Bonds</b>			<b>1,412,282.61</b>	<b>702.87</b>	<b>(1,412,985.48)</b>	<b>0.00</b>	<b>0.00</b>	<b>0.00</b>	<b>1,412,282.61</b>	<b>0.00</b>	<b>(1,412,282.61)</b>
<b>Series 2013 CO-W&amp;S</b>											
TEXSTAR	LGIP	TexSTAR	0.00	25,000,556.11	0.00	0.00	0.00	25,000,556.09	0.00	25,000,556.09	25,000,556.09
<b>Total for Series 2013 CO-W&amp;S</b>			<b>0.00</b>	<b>25,000,556.11</b>	<b>0.00</b>	<b>0.00</b>	<b>0.00</b>	<b>25,000,556.09</b>	<b>0.00</b>	<b>25,000,556.09</b>	<b>25,000,556.09</b>
<b>Series 2013 GO Bonds</b>											
TEXSTAR	LGIP	TexSTAR	0.00	20,000,937.53	0.00	0.00	0.00	20,000,937.51	0.00	20,000,937.51	20,000,937.51
<b>Total for Series 2013 GO Bonds</b>			<b>0.00</b>	<b>20,000,937.53</b>	<b>0.00</b>	<b>0.00</b>	<b>0.00</b>	<b>20,000,937.51</b>	<b>0.00</b>	<b>20,000,937.51</b>	<b>20,000,937.51</b>
<b>Series 2013 GO Bonds - Refunding</b>											
TEXSTAR	LGIP	TexSTAR	0.00	5,500,453.42	(1,609,726.33)	0.00	0.00	3,890,727.07	0.00	3,890,727.07	3,890,727.07
<b>Total for Series 2013 GO Bonds - Refunding</b>			<b>0.00</b>	<b>5,500,453.42</b>	<b>(1,609,726.33)</b>	<b>0.00</b>	<b>0.00</b>	<b>3,890,727.07</b>	<b>0.00</b>	<b>3,890,727.07</b>	<b>3,890,727.07</b>



**City of Frisco**  
**Change in Value**  
 From 09/30/2012 to 09/30/2013

CUSIP	Security Type	Security Description	09/30/12 Book Value	Cost of Purchases	Maturities / Calls / Sales	Amortization / Accretion	Realized Gain/(Loss)	09/30/13 Book Value	09/30/12 Market Value	09/30/13 Market Value	Change in Mkt Value
<b>Solid Waste Operating Fund</b>											
TEXPOOL	LGIP	TexPool	1,894,701.90	1,735.84	(1,797,742.34)	0.00	0.00	98,695.40	1,894,701.90	98,695.40	(1,796,006.50)
3134G4FE3	AGCY CALL	FHLMC 0.400 09/04/15	0.00	1,797,750.00	0.00	84.08	0.00	1,797,834.08	0.00	1,800,180.00	1,800,180.00
<b>Total for Solid Waste Operating Fund</b>			<b>1,894,701.90</b>	<b>1,799,485.84</b>	<b>(1,797,742.34)</b>	<b>84.08</b>	<b>0.00</b>	<b>1,896,529.48</b>	<b>1,894,701.90</b>	<b>1,898,875.40</b>	<b>4,173.50</b>
<b>Special Events Fund</b>											
TEXPOOL	LGIP	TexPool	83,271.00	92,778.15	(10,608.08)	0.00	0.00	165,441.07	83,271.00	165,441.07	82,170.07
<b>Total for Special Events Fund</b>			<b>83,271.00</b>	<b>92,778.15</b>	<b>(10,608.08)</b>	<b>0.00</b>	<b>0.00</b>	<b>165,441.07</b>	<b>83,271.00</b>	<b>165,441.07</b>	<b>82,170.07</b>
<b>Stormwater Operating Fund</b>											
TEXPOOL	LGIP	TexPool	932,446.90	304,159.40	(646,161.79)	0.00	0.00	590,444.51	932,446.90	590,444.51	(342,002.39)
3135G0PJ6	AGCY CALL	FNMA 0.400 03/25/15	0.00	500,287.00	0.00	(287.00)	0.00	500,000.00	0.00	500,300.00	500,300.00
<b>Total for Stormwater Operating Fund</b>			<b>932,446.90</b>	<b>804,446.40</b>	<b>(646,161.79)</b>	<b>(287.00)</b>	<b>0.00</b>	<b>1,090,444.51</b>	<b>932,446.90</b>	<b>1,090,744.51</b>	<b>158,297.61</b>
<b>Superdome</b>											
TEXPOOL	LGIP	TexPool	195,804.36	87,622.60	(52,433.92)	0.00	0.00	230,993.04	195,804.36	230,993.04	35,188.68
3134G2UA8	AGCY BULET	FHLMC 1.000 08/20/14	1,519,675.68	0.00	0.00	(10,418.22)	0.00	1,509,257.46	1,518,450.00	1,510,950.00	(7,500.00)
<b>Total for Superdome</b>			<b>1,715,480.04</b>	<b>87,622.60</b>	<b>(52,433.92)</b>	<b>(10,418.22)</b>	<b>0.00</b>	<b>1,740,250.50</b>	<b>1,714,254.36</b>	<b>1,741,943.04</b>	<b>27,688.68</b>
<b>TIRZ #1</b>											
TEXPOOL	LGIP	TexPool	4,007,618.68	2,783,496.52	(1,829,985.89)	0.00	0.00	4,961,129.31	4,007,618.68	4,961,129.31	953,510.63
<b>Total for TIRZ #1</b>			<b>4,007,618.68</b>	<b>2,783,496.52</b>	<b>(1,829,985.89)</b>	<b>0.00</b>	<b>0.00</b>	<b>4,961,129.31</b>	<b>4,007,618.68</b>	<b>4,961,129.31</b>	<b>953,510.63</b>



**City of Frisco**  
**Change in Value**  
 From 09/30/2012 to 09/30/2013

CUSIP	Security Type	Security Description	09/30/12 Book Value	Cost of Purchases	Maturities / Calls / Sales	Amortization / Accretion	Realized Gain/(Loss)	09/30/13 Book Value	09/30/12 Market Value	09/30/13 Market Value	Change in Mkt Value
<b>Traffic Control Enforcement</b>											
TEXPOOL	LGIP	TexPool	189,294.30	136,741.64	(65,200.64)	0.00	0.00	260,835.30	189,294.30	260,835.30	71,541.00
<b>Total for Traffic Control Enforcement</b>			<b>189,294.30</b>	<b>136,741.64</b>	<b>(65,200.64)</b>	<b>0.00</b>	<b>0.00</b>	<b>260,835.30</b>	<b>189,294.30</b>	<b>260,835.30</b>	<b>71,541.00</b>
<b>Water &amp; Sewer Cap Proj Arb Acct</b>											
TEXPOOL	LGIP	TexPool	13,328.39	12.47	0.00	0.00	0.00	13,340.86	13,328.39	13,340.86	12.47
<b>Total for Water &amp; Sewer Cap Proj Arb Acct</b>			<b>13,328.39</b>	<b>12.47</b>	<b>0.00</b>	<b>0.00</b>	<b>0.00</b>	<b>13,340.86</b>	<b>13,328.39</b>	<b>13,340.86</b>	<b>12.47</b>
<b>Water &amp; Sewer Fund</b>											
TEXPOOL	LGIP	TexPool	6,213,265.18	680,180.15	(6,583,420.84)	0.00	0.00	310,024.49	6,213,265.18	310,024.49	(5,903,240.69)
TEXSTAR	LGIP	TexSTAR	2,182,379.63	169,918.03	(2,135,152.06)	0.00	0.00	217,145.60	2,182,379.63	217,145.60	(1,965,234.03)
3133XX7F8	AGCY BULET	FHLB 1.625 03/20/13	5,032,890.65	0.00	(5,000,000.00)	(32,890.65)	0.00	0.00	5,034,000.00	0.00	(5,034,000.00)
3135G0PJ6	AGCY CALL	FNMA 0.400 03/25/15	0.00	4,647,782.36	0.00	(2,782.36)	0.00	4,645,000.00	0.00	4,647,787.00	4,647,787.00
3134G42V9	AGCY CALL	FHLMC 0.320 04/29/15	0.00	5,000,000.00	0.00	0.00	0.00	5,000,000.00	0.00	5,000,000.00	5,000,000.00
<b>Total for Water &amp; Sewer Fund</b>			<b>13,428,535.46</b>	<b>10,497,880.54</b>	<b>(13,718,572.90)</b>	<b>(35,673.01)</b>	<b>0.00</b>	<b>10,172,170.09</b>	<b>13,429,644.81</b>	<b>10,174,957.09</b>	<b>(3,254,687.72)</b>
<b>Water &amp; Sewer Imp Fees</b>											
TEXPOOL	LGIP	TexPool	7,602,228.29	2,906,789.84	(9,013,818.17)	0.00	0.00	1,495,199.96	7,602,228.29	1,495,199.96	(6,107,028.33)
TEXSTAR	LGIP	TexSTAR	2,218,966.65	2,957,279.61	(3,993,624.67)	0.00	0.00	1,182,621.59	2,218,966.65	1,182,621.59	(1,036,345.06)
WF-FRIS2	BANK DEP	Wells Fargo Ana Bus Cking	0.00	7,005,586.88	0.00	0.00	0.00	7,005,586.86	0.00	7,005,586.86	7,005,586.86
3134G23H3	AGCY BULET	FHLMC 0.500 10/15/13	3,006,060.90	0.00	0.00	(5,833.83)	0.00	3,000,227.07	3,009,000.00	3,000,600.00	(8,400.00)
3134G4FE3	AGCY CALL	FHLMC 0.400 09/04/15	0.00	4,993,750.00	0.00	233.55	0.00	4,993,983.55	0.00	5,000,500.00	5,000,500.00
<b>Total for Water &amp; Sewer Imp Fees</b>			<b>12,827,255.84</b>	<b>17,863,406.33</b>	<b>(13,007,442.84)</b>	<b>(5,600.28)</b>	<b>0.00</b>	<b>17,677,619.03</b>	<b>12,830,194.94</b>	<b>17,684,508.41</b>	<b>4,854,313.47</b>



**City of Frisco**  
**Change in Value**  
 From 09/30/2012 to 09/30/2013

CUSIP	Security Type	Security Description	09/30/12 Book Value	Cost of Purchases	Maturities / Calls / Sales	Amortization / Accretion	Realized Gain/(Loss)	09/30/13 Book Value	09/30/12 Market Value	09/30/13 Market Value	Change in Mkt Value
<b>Workforce Housing</b>											
TEXPOOL	LGIP	TexPool	76,623.51	7,795.23	(15,643.21)	0.00	0.00	68,775.53	76,623.51	68,775.53	(7,847.98)
3134G2UA8	AGCY BULET	FHLMC 1.000 08/20/14	354,590.99	0.00	0.00	(2,430.92)	0.00	352,160.07	354,305.00	352,555.00	(1,750.00)
<b>Total for Workforce Housing</b>			<b>431,214.50</b>	<b>7,795.23</b>	<b>(15,643.21)</b>	<b>(2,430.92)</b>	<b>0.00</b>	<b>420,935.60</b>	<b>430,928.51</b>	<b>421,330.53</b>	<b>(9,597.98)</b>
<b>Total for City of Frisco</b>			<b>255,214,189.31</b>	<b>365,194,127.17</b>	<b>(317,216,799.26)</b>	<b>(116,847.06)</b>	<b>0.00</b>	<b>303,074,670.04</b>	<b>255,254,869.84</b>	<b>303,122,894.26</b>	<b>47,868,024.42</b>





**City of Frisco**  
**Earned Income**  
 From 09/30/2012 to 09/30/2013

CUSIP	Security Type	Security Description	Beg. Accrued	Interest Earned	Interest Rec'd / Sold / Matured	Interest Purchased	Ending Accrued	Disc Accr / Prem Amort	Net Income
<b>Capital Proj / Esc</b>									
TEXPOOL	LGIP	TexPool	0.00	16,168.25	16,168.25	0.00	0.00	0.00	16,168.25
WF-FRIS2	BANK DEP	Wells Fargo Ana Bus Cking	0.00	2,394.37	2,394.37	0.00	0.00	0.00	2,394.37
3134G2UA8	AGCY BULET	FHLMC 1.000 08/20/14	3,587.50	31,500.00	31,500.00	0.00	3,587.50	(21,878.26)	9,621.74
3133ECL69	AGCY CALL	FFCB 0.250 04/15/15	0.00	1,729.17	0.00	0.00	1,729.17	345.06	2,074.23
<b>Total for Capital Proj / Esc</b>			<b>3,587.50</b>	<b>51,791.79</b>	<b>50,062.62</b>	<b>0.00</b>	<b>5,316.67</b>	<b>(21,533.20)</b>	<b>30,258.59</b>
<b>Capital Project Reserve Fund</b>									
3134G23H3	AGCY BULET	FHLMC 0.500 10/15/13	2,305.56	5,000.00	5,000.00	0.00	2,305.56	(1,944.61)	3,055.39
3135G0PJ6	AGCY CALL	FNMA 0.400 03/25/15	0.00	1,033.33	1,000.00	0.00	33.33	(287.00)	746.33
<b>Total for Capital Project Reserve Fund</b>			<b>2,305.56</b>	<b>6,033.33</b>	<b>6,000.00</b>	<b>0.00</b>	<b>2,338.89</b>	<b>(2,231.61)</b>	<b>3,801.72</b>
<b>Capital Reserve Fund</b>									
TEXPOOL	LGIP	TexPool	0.00	1,325.54	1,325.54	0.00	0.00	0.00	1,325.54
3134G4FE3	AGCY CALL	FHLMC 0.400 09/04/15	0.00	450.00	0.00	0.00	450.00	70.07	520.07
<b>Total for Capital Reserve Fund</b>			<b>0.00</b>	<b>1,775.54</b>	<b>1,325.54</b>	<b>0.00</b>	<b>450.00</b>	<b>70.07</b>	<b>1,845.61</b>
<b>CDC CO Bonds 2013</b>									
TEXSTAR	LGIP	TexSTAR	0.00	247.89	247.89	0.00	0.00	0.00	247.89
<b>Total for CDC CO Bonds 2013</b>			<b>0.00</b>	<b>247.89</b>	<b>247.89</b>	<b>0.00</b>	<b>0.00</b>	<b>0.00</b>	<b>247.89</b>



**City of Frisco**  
**Earned Income**  
 From 09/30/2012 to 09/30/2013

CUSIP	Security Type	Security Description	Beg. Accrued	Interest Earned	Interest Rec'd / Sold / Matured	Interest Purchased	Ending Accrued	Disc Accr / Prem Amort	Net Income
<b>CDC Fund</b>									
TEXPOOL	LGIP	TexPool	0.00	9,974.69	9,974.69	0.00	0.00	0.00	9,974.69
TEXSTAR	LGIP	TexSTAR	0.00	1,331.30	1,331.30	0.00	0.00	0.00	1,331.30
3134G3MM9	AGCY CALL	FHLMC 0.400 02/27/14	755.56	3,244.44	4,000.00	0.00	0.00	0.00	3,244.44
313382CG6	AGCY CALL	FHLB 0.320 03/12/15	0.00	3,537.78	3,200.00	0.00	337.78	55.16	3,592.94
313382S87	AGCY CALL	FHLB 0.350 04/28/15	0.00	535.69	535.69	0.00	0.00	57.00	592.69
3134G42V9	AGCY CALL	FHLMC 0.320 04/29/15	0.00	6,755.56	0.00	0.00	6,755.56	105.30	6,860.86
313383HD6	AGCY CALL	FHLB 0.350 06/24/15	0.00	1,791.81	0.00	0.00	1,791.81	0.00	1,791.81
<b>Total for CDC Fund</b>			<b>755.56</b>	<b>27,171.27</b>	<b>19,041.68</b>	<b>0.00</b>	<b>8,885.15</b>	<b>217.46</b>	<b>27,388.73</b>
<b>CIP Contributions</b>									
TEXSTAR	LGIP	TexSTAR	0.00	8,254.31	8,254.31	0.00	0.00	0.00	8,254.31
3133822N2	AGCY CALL	FHLB 0.350 02/20/15	0.00	10,743.06	8,750.00	0.00	1,993.06	0.00	10,743.06
<b>Total for CIP Contributions</b>			<b>0.00</b>	<b>18,997.37</b>	<b>17,004.31</b>	<b>0.00</b>	<b>1,993.06</b>	<b>0.00</b>	<b>18,997.37</b>
<b>Court Fees</b>									
TEXPOOL	LGIP	TexPool	0.00	436.38	436.38	0.00	0.00	0.00	436.38
<b>Total for Court Fees</b>			<b>0.00</b>	<b>436.38</b>	<b>436.38</b>	<b>0.00</b>	<b>0.00</b>	<b>0.00</b>	<b>436.38</b>
<b>Downtown Improvement</b>									
TEXPOOL	LGIP	TexPool	0.00	144.92	144.92	0.00	0.00	0.00	144.92
<b>Total for Downtown Improvement</b>			<b>0.00</b>	<b>144.92</b>	<b>144.92</b>	<b>0.00</b>	<b>0.00</b>	<b>0.00</b>	<b>144.92</b>



**City of Frisco**  
**Earned Income**  
 From 09/30/2012 to 09/30/2013

CUSIP	Security Type	Security Description	Beg. Accrued	Interest Earned	Interest Rec'd / Sold / Matured	Interest Purchased	Ending Accrued	Disc Accr / Prem Amort	Net Income
<b>EDC Fund</b>									
TEXPOOL	LGIP	TexPool	0.00	8,975.66	8,975.66	0.00	0.00	0.00	8,975.66
TEXSTAR	LGIP	TexSTAR	0.00	2,954.21	2,954.21	0.00	0.00	0.00	2,954.21
CD-2041	CD	American Bk of TX CD 0.350 02/10/14	497.27	3,507.71	3,504.60	0.00	500.38	0.00	3,507.71
3134G3MM9	AGCY CALL	FHLMC 0.400 02/27/14	2,266.67	9,733.33	12,000.00	0.00	0.00	0.00	9,733.33
CD-4385	CD-IAM	American Bk of TX CD 0.400 05/17/14	0.00	7,506.85	0.00	0.00	7,506.85	0.00	7,506.85
313381Y66	AGCY CALL	FHLB 0.320 02/13/15	0.00	2,377.77	2,000.00	(155.56)	533.33	0.00	2,377.77
313382CG6	AGCY CALL	FHLB 0.320 03/12/15	0.00	8,402.22	7,600.00	0.00	802.22	131.01	8,533.23
313382S87	AGCY CALL	FHLB 0.350 04/28/15	0.00	535.69	535.69	0.00	0.00	57.00	592.69
313383HD6	AGCY CALL	FHLB 0.350 06/24/15	0.00	1,791.81	0.00	0.00	1,791.81	0.00	1,791.81
<b>Total for EDC Fund</b>			<b>2,763.94</b>	<b>45,785.25</b>	<b>37,570.16</b>	<b>(155.56)</b>	<b>11,134.59</b>	<b>188.01</b>	<b>45,973.26</b>
<b>General Operating Fund</b>									
TEXPOOL	LGIP	TexPool	0.00	8,169.65	8,169.65	0.00	0.00	0.00	8,169.65
TEXSTAR	LGIP	TexSTAR	0.00	9,515.51	9,515.51	0.00	0.00	0.00	9,515.51
WF-FRISCO	BANK DEP	Wells Fargo Choice IV	0.00	25,727.66	25,727.66	0.00	0.00	0.00	25,727.66
313376HQ1	AGCY BULET	FHLB 0.210 12/10/12	3,237.50	2,012.50	5,250.00	0.00	0.00	(263.55)	1,748.95
313589KZ5	AGCY DISCO	FNMA 0.000 08/28/13	0.00	0.00	0.00	0.00	0.00	3,770.83	3,770.83
313397LY5	AGCY DISCO	FHLMC 0.000 09/20/13	0.00	0.00	0.00	0.00	0.00	4,250.00	4,250.00
313397MZ1	AGCY DISCO	FHLMC 0.000 10/15/13	0.00	0.00	0.00	0.00	0.00	4,628.46	4,628.46
3134G23H3	AGCY BULET	FHLMC 0.500 10/15/13	12,680.56	27,500.00	27,500.00	0.00	12,680.56	(10,695.35)	16,804.65
3134G3MM9	AGCY CALL	FHLMC 0.400 02/27/14	1,511.11	6,488.89	8,000.00	0.00	0.00	0.00	6,488.89
313382CG6	AGCY CALL	FHLB 0.320 03/12/15	0.00	7,075.56	6,400.00	0.00	675.56	110.32	7,185.88
<b>Total for General Operating Fund</b>			<b>17,429.17</b>	<b>86,489.77</b>	<b>90,562.82</b>	<b>0.00</b>	<b>13,356.12</b>	<b>1,800.71</b>	<b>88,290.48</b>
<b>Hotel Motel Tourism</b>									
TEXPOOL	LGIP	TexPool	0.00	455.78	455.78	0.00	0.00	0.00	455.78
<b>Total for Hotel Motel Tourism</b>			<b>0.00</b>	<b>455.78</b>	<b>455.78</b>	<b>0.00</b>	<b>0.00</b>	<b>0.00</b>	<b>455.78</b>



**City of Frisco**  
**Earned Income**  
 From 09/30/2012 to 09/30/2013

CUSIP	Security Type	Security Description	Beg. Accrued	Interest Earned	Interest Rec'd / Sold / Matured	Interest Purchased	Ending Accrued	Disc Accr / Prem Amort	Net Income
<b>Impact Fees</b>									
TEXPOOL	LGIP	TexPool	0.00	3,517.51	3,517.51	0.00	0.00	0.00	3,517.51
TEXSTAR	LGIP	TexSTAR	0.00	2,325.75	2,325.75	0.00	0.00	0.00	2,325.75
3134G23H3	AGCY BULET	FHLMC 0.500 10/15/13	6,916.67	15,000.00	15,000.00	0.00	6,916.67	(5,833.83)	9,166.17
3134G3MM9	AGCY CALL	FHLMC 0.400 02/27/14	755.56	3,244.44	4,000.00	0.00	0.00	0.00	3,244.44
313381Y66	AGCY CALL	FHLB 0.320 02/13/15	0.00	3,804.44	3,200.00	(248.89)	853.33	0.00	3,804.44
3133822N2	AGCY CALL	FHLB 0.350 02/20/15	0.00	10,743.06	8,750.00	0.00	1,993.06	0.00	10,743.06
3134G4FE3	AGCY CALL	FHLMC 0.400 09/04/15	0.00	1,200.00	0.00	0.00	1,200.00	186.84	1,386.84
<b>Total for Impact Fees</b>			<b>7,672.23</b>	<b>39,835.20</b>	<b>36,793.26</b>	<b>(248.89)</b>	<b>10,963.06</b>	<b>(5,646.99)</b>	<b>34,188.21</b>
<b>Insurance Reserve Fund</b>									
TEXPOOL	LGIP	TexPool	0.00	931.93	931.93	0.00	0.00	0.00	931.93
3134G23H3	AGCY BULET	FHLMC 0.500 10/15/13	922.22	2,000.00	2,000.00	0.00	922.22	(777.84)	1,222.16
3135G0PJ6	AGCY CALL	FNMA 0.400 03/25/15	0.00	2,066.67	2,000.00	0.00	66.67	(574.00)	1,492.67
3134G4FE3	AGCY CALL	FHLMC 0.400 09/04/15	0.00	150.00	0.00	0.00	150.00	23.36	173.36
<b>Total for Insurance Reserve Fund</b>			<b>922.22</b>	<b>5,148.60</b>	<b>4,931.93</b>	<b>0.00</b>	<b>1,138.89</b>	<b>(1,328.48)</b>	<b>3,820.12</b>
<b>Interest &amp; Sinking Fund</b>									
TEXPOOL	LGIP	TexPool	0.00	2,888.49	2,888.49	0.00	0.00	0.00	2,888.49
TEXSTAR	LGIP	TexSTAR	0.00	4,277.40	4,277.40	0.00	0.00	0.00	4,277.40
<b>Total for Interest &amp; Sinking Fund</b>			<b>0.00</b>	<b>7,165.89</b>	<b>7,165.89</b>	<b>0.00</b>	<b>0.00</b>	<b>0.00</b>	<b>7,165.89</b>
<b>Panther Creek-PID</b>									
TEXPOOL	LGIP	TexPool	0.00	56.59	56.59	0.00	0.00	0.00	56.59
<b>Total for Panther Creek-PID</b>			<b>0.00</b>	<b>56.59</b>	<b>56.59</b>	<b>0.00</b>	<b>0.00</b>	<b>0.00</b>	<b>56.59</b>



**City of Frisco**  
**Earned Income**  
 From 09/30/2012 to 09/30/2013

CUSIP	Security Type	Security Description	Beg. Accrued	Interest Earned	Interest Rec'd / Sold / Matured	Interest Purchased	Ending Accrued	Disc Accr / Prem Amort	Net Income
<b>Park Dedication Fees</b>									
TEXPOOL	LGIP	TexPool	0.00	3,923.57	3,923.57	0.00	0.00	0.00	3,923.57
TEXSTAR	LGIP	TexSTAR	0.00	1,647.40	1,647.40	0.00	0.00	0.00	1,647.40
3135G0PJ6	AGCY CALL	FNMA 0.400 03/25/15	0.00	6,200.00	6,000.00	0.00	200.00	(1,722.00)	4,478.00
3133ECL69	AGCY CALL	FFCB 0.250 04/15/15	0.00	4,034.72	0.00	0.00	4,034.72	805.14	4,839.86
3134G4FE3	AGCY CALL	FHLMC 0.400 09/04/15	0.00	150.00	0.00	0.00	150.00	23.36	173.36
<b>Total for Park Dedication Fees</b>			<b>0.00</b>	<b>15,955.69</b>	<b>11,570.97</b>	<b>0.00</b>	<b>4,384.72</b>	<b>(893.50)</b>	<b>15,062.19</b>
<b>PEG Fund</b>									
TEXPOOL	LGIP	TexPool	0.00	538.64	538.64	0.00	0.00	0.00	538.64
3135G0PJ6	AGCY CALL	FNMA 0.400 03/25/15	0.00	620.00	600.00	0.00	20.00	(172.20)	447.80
<b>Total for PEG Fund</b>			<b>0.00</b>	<b>1,158.64</b>	<b>1,138.64</b>	<b>0.00</b>	<b>20.00</b>	<b>(172.20)</b>	<b>986.44</b>
<b>Public Art Fund</b>									
TEXPOOL	LGIP	TexPool	0.00	34.74	34.74	0.00	0.00	0.00	34.74
3134G23H3	AGCY BULET	FHLMC 0.500 10/15/13	576.39	1,250.00	1,250.00	0.00	576.39	(486.16)	763.84
<b>Total for Public Art Fund</b>			<b>576.39</b>	<b>1,284.74</b>	<b>1,284.74</b>	<b>0.00</b>	<b>576.39</b>	<b>(486.16)</b>	<b>798.58</b>
<b>Series 2006 CO-W&amp;S</b>									
TEXSTAR	LGIP	TexSTAR	0.00	2,057.65	2,057.65	0.00	0.00	0.00	2,057.65
<b>Total for Series 2006 CO-W&amp;S</b>			<b>0.00</b>	<b>2,057.65</b>	<b>2,057.65</b>	<b>0.00</b>	<b>0.00</b>	<b>0.00</b>	<b>2,057.65</b>
<b>Series 2006 GO Bonds</b>									
TEXSTAR	LGIP	TexSTAR	0.00	12,717.61	12,717.61	0.00	0.00	0.00	12,717.61
313380PR2	AGCY CALL	FHLB 0.300 06/27/14	116.67	5,133.33	5,250.00	0.00	0.00	0.00	5,133.33
<b>Total for Series 2006 GO Bonds</b>			<b>116.67</b>	<b>17,850.94</b>	<b>17,967.61</b>	<b>0.00</b>	<b>0.00</b>	<b>0.00</b>	<b>17,850.94</b>



**City of Frisco**  
**Earned Income**  
 From 09/30/2012 to 09/30/2013

CUSIP	Security Type	Security Description	Beg. Accrued	Interest Earned	Interest Rec'd / Sold / Matured	Interest Purchased	Ending Accrued	Disc Accr / Prem Amort	Net Income
<b>Series 2007 CO Bonds</b>									
31398AX31	AGCY BULET	FNMA 1.250 08/20/13	6,826.22	53,111.28	59,937.50	0.00	0.00	(42,690.22)	10,421.06
3135G0FN8	AGCY CALL	FNMA 0.550 11/21/13	9,930.56	3,819.44	13,750.00	0.00	0.00	2,426.00	6,245.44
313380PR2	AGCY CALL	FHLB 0.300 06/27/14	116.67	5,133.33	5,250.00	0.00	0.00	0.00	5,133.33
3133EA3A4	AGCY CALL	FFCB 0.280 09/02/14	0.00	13,961.11	12,833.33	0.00	1,127.78	2,597.25	16,558.36
3134G3W71	AGCY CALL	FHLMC 0.350 11/26/14	0.00	14,826.39	8,750.00	0.00	6,076.39	0.00	14,826.39
313381Y66	AGCY CALL	FHLB 0.320 02/13/15	0.00	5,724.44	5,600.00	(1,368.89)	1,493.33	0.00	5,724.44
<b>Total for Series 2007 CO Bonds</b>			<b>16,873.45</b>	<b>96,575.99</b>	<b>106,120.83</b>	<b>(1,368.89)</b>	<b>8,697.50</b>	<b>(37,666.97)</b>	<b>58,909.02</b>
<b>Series 2007 CO-W&amp;S</b>									
TEXSTAR	LGIP	TexSTAR	0.00	9,782.28	9,782.28	0.00	0.00	0.00	9,782.28
<b>Total for Series 2007 CO-W&amp;S</b>			<b>0.00</b>	<b>9,782.28</b>	<b>9,782.28</b>	<b>0.00</b>	<b>0.00</b>	<b>0.00</b>	<b>9,782.28</b>
<b>Series 2007 GO Bonds</b>									
TEXSTAR	LGIP	TexSTAR	0.00	7,375.62	7,375.62	0.00	0.00	0.00	7,375.62
3135G0FN8	AGCY CALL	FNMA 0.550 11/21/13	9,930.56	3,819.44	13,750.00	0.00	0.00	2,426.00	6,245.44
3133EA3A4	AGCY CALL	FFCB 0.280 09/02/14	0.00	13,961.11	12,833.33	0.00	1,127.78	2,597.25	16,558.36
3134G3W71	AGCY CALL	FHLMC 0.350 11/26/14	0.00	14,826.39	8,750.00	0.00	6,076.39	0.00	14,826.39
<b>Total for Series 2007 GO Bonds</b>			<b>9,930.56</b>	<b>39,982.56</b>	<b>42,708.95</b>	<b>0.00</b>	<b>7,204.17</b>	<b>5,023.25</b>	<b>45,005.81</b>
<b>Series 2008 GO Bonds</b>									
TEXSTAR	LGIP	TexSTAR	0.00	2,738.57	2,738.57	0.00	0.00	0.00	2,738.57
3134G3MM9	AGCY CALL	FHLMC 0.400 02/27/14	1,888.89	8,111.11	10,000.00	0.00	0.00	0.00	8,111.11
313380PR2	AGCY CALL	FHLB 0.300 06/27/14	233.33	10,266.67	10,500.00	0.00	0.00	0.00	10,266.67
313381Y66	AGCY CALL	FHLB 0.320 02/13/15	0.00	11,448.89	11,200.00	(2,737.78)	2,986.67	0.00	11,448.89
313382CG6	AGCY CALL	FHLB 0.320 03/12/15	0.00	8,844.44	8,000.00	0.00	844.44	137.90	8,982.34
<b>Total for Series 2008 GO Bonds</b>			<b>2,122.22</b>	<b>41,409.68</b>	<b>42,438.57</b>	<b>(2,737.78)</b>	<b>3,831.11</b>	<b>137.90</b>	<b>41,547.58</b>



**City of Frisco**  
**Earned Income**  
 From 09/30/2012 to 09/30/2013

CUSIP	Security Type	Security Description	Beg. Accrued	Interest Earned	Interest Rec'd / Sold / Matured	Interest Purchased	Ending Accrued	Disc Accr / Prem Amort	Net Income
<b>Series 2008-B CO Bonds</b>									
<b>Total for Series 2008-B CO Bonds</b>			0.00	0.00	0.00	0.00	0.00	0.00	0.00
<b>Series 2009 CO Bonds</b>									
TEXSTAR	LGIP	TexSTAR	0.00	209.40	209.40	0.00	0.00	0.00	209.40
<b>Total for Series 2009 CO Bonds</b>			0.00	209.40	209.40	0.00	0.00	0.00	209.40
<b>Series 2011 GO Bonds</b>									
TEXSTAR	LGIP	TexSTAR	0.00	1,127.53	1,127.53	0.00	0.00	0.00	1,127.53
<b>Total for Series 2011 GO Bonds</b>			0.00	1,127.53	1,127.53	0.00	0.00	0.00	1,127.53
<b>Series 2013 CO-W&amp;S</b>									
TEXSTAR	LGIP	TexSTAR	0.00	556.09	556.09	0.00	0.00	0.00	556.09
<b>Total for Series 2013 CO-W&amp;S</b>			0.00	556.09	556.09	0.00	0.00	0.00	556.09
<b>Series 2013 GO Bonds</b>									
TEXSTAR	LGIP	TexSTAR	0.00	937.51	937.51	0.00	0.00	0.00	937.51
<b>Total for Series 2013 GO Bonds</b>			0.00	937.51	937.51	0.00	0.00	0.00	937.51
<b>Series 2013 GO Bonds - Refunding</b>									
TEXSTAR	LGIP	TexSTAR	0.00	863.68	863.68	0.00	0.00	0.00	863.68
<b>Total for Series 2013 GO Bonds - Refunding</b>			0.00	863.68	863.68	0.00	0.00	0.00	863.68



**City of Frisco**  
**Earned Income**  
 From 09/30/2012 to 09/30/2013

CUSIP	Security Type	Security Description	Beg. Accrued	Interest Earned	Interest Rec'd / Sold / Matured	Interest Purchased	Ending Accrued	Disc Accr / Prem Amort	Net Income
<b>Solid Waste Operating Fund</b>									
TEXPOOL	LGIP	TexPool	0.00	1,743.50	1,743.50	0.00	0.00	0.00	1,743.50
3134G4FE3	AGCY CALL	FHLMC 0.400 09/04/15	0.00	540.00	0.00	0.00	540.00	84.08	624.08
<b>Total for Solid Waste Operating Fund</b>			<b>0.00</b>	<b>2,283.50</b>	<b>1,743.50</b>	<b>0.00</b>	<b>540.00</b>	<b>84.08</b>	<b>2,367.58</b>
<b>Special Events Fund</b>									
TEXPOOL	LGIP	TexPool	0.00	118.40	118.40	0.00	0.00	0.00	118.40
<b>Total for Special Events Fund</b>			<b>0.00</b>	<b>118.40</b>	<b>118.40</b>	<b>0.00</b>	<b>0.00</b>	<b>0.00</b>	<b>118.40</b>
<b>Stormwater Operating Fund</b>									
TEXPOOL	LGIP	TexPool	0.00	778.59	778.59	0.00	0.00	0.00	778.59
3135G0PJ6	AGCY CALL	FNMA 0.400 03/25/15	0.00	1,033.33	1,000.00	0.00	33.33	(287.00)	746.33
<b>Total for Stormwater Operating Fund</b>			<b>0.00</b>	<b>1,811.92</b>	<b>1,778.59</b>	<b>0.00</b>	<b>33.33</b>	<b>(287.00)</b>	<b>1,524.92</b>
<b>Superdrome</b>									
TEXPOOL	LGIP	TexPool	0.00	192.68	192.68	0.00	0.00	0.00	192.68
3134G2UA8	AGCY BULET	FHLMC 1.000 08/20/14	1,708.33	15,000.00	15,000.00	0.00	1,708.33	(10,418.22)	4,581.78
<b>Total for Superdrome</b>			<b>1,708.33</b>	<b>15,192.68</b>	<b>15,192.68</b>	<b>0.00</b>	<b>1,708.33</b>	<b>(10,418.22)</b>	<b>4,774.46</b>
<b>TIRZ #1</b>									
TEXPOOL	LGIP	TexPool	0.00	3,459.20	3,459.20	0.00	0.00	0.00	3,459.20
<b>Total for TIRZ #1</b>			<b>0.00</b>	<b>3,459.20</b>	<b>3,459.20</b>	<b>0.00</b>	<b>0.00</b>	<b>0.00</b>	<b>3,459.20</b>
<b>Traffic Control Enforcement</b>									
TEXPOOL	LGIP	TexPool	0.00	161.22	161.22	0.00	0.00	0.00	161.22
<b>Total for Traffic Control Enforcement</b>			<b>0.00</b>	<b>161.22</b>	<b>161.22</b>	<b>0.00</b>	<b>0.00</b>	<b>0.00</b>	<b>161.22</b>





**City of Frisco**  
**Earned Income**  
 From 09/30/2012 to 09/30/2013

CUSIP	Security Type	Security Description	Beg. Accrued	Interest Earned	Interest Rec'd / Sold / Matured	Interest Purchased	Ending Accrued	Disc Accr / Prem Amort	Net Income
<b>Water &amp; Sewer Cap Proj Arb Acct</b>									
TEXPOOL	LGIP	TexPool	0.00	12.47	12.47	0.00	0.00	0.00	12.47
<b>Total for Water &amp; Sewer Cap Proj Arb Acct</b>			<b>0.00</b>	<b>12.47</b>	<b>12.47</b>	<b>0.00</b>	<b>0.00</b>	<b>0.00</b>	<b>12.47</b>
<b>Water &amp; Sewer Fund</b>									
TEXPOOL	LGIP	TexPool	0.00	3,487.94	3,487.94	0.00	0.00	0.00	3,487.94
TEXSTAR	LGIP	TexSTAR	0.00	1,899.34	1,899.34	0.00	0.00	0.00	1,899.34
3133XX7F8	AGCY BULET	FHLB 1.625 03/20/13	2,482.64	38,142.36	40,625.00	0.00	0.00	(32,890.65)	5,251.71
3135G0PJ6	AGCY CALL	FNMA 0.400 03/25/15	0.00	9,599.67	9,290.00	0.00	309.67	(2,782.36)	6,817.31
3134G42V9	AGCY CALL	FHLMC 0.320 04/29/15	0.00	6,755.56	0.00	0.00	6,755.56	0.00	6,755.56
<b>Total for Water &amp; Sewer Fund</b>			<b>2,482.64</b>	<b>59,884.87</b>	<b>55,302.28</b>	<b>0.00</b>	<b>7,065.23</b>	<b>(35,673.01)</b>	<b>24,211.86</b>
<b>Water &amp; Sewer Imp Fees</b>									
TEXPOOL	LGIP	TexPool	0.00	5,292.97	5,292.97	0.00	0.00	0.00	5,292.97
TEXSTAR	LGIP	TexSTAR	0.00	1,852.94	1,852.94	0.00	0.00	0.00	1,852.94
WF-FRIS2	BANK DEP	Wells Fargo Ana Bus Cking	0.00	5,586.86	5,586.86	0.00	0.00	0.00	5,586.86
3134G23H3	AGCY BULET	FHLMC 0.500 10/15/13	6,916.67	15,000.00	15,000.00	0.00	6,916.67	(5,833.83)	9,166.17
3134G4FE3	AGCY CALL	FHLMC 0.400 09/04/15	0.00	1,500.00	0.00	0.00	1,500.00	233.55	1,733.55
<b>Total for Water &amp; Sewer Imp Fees</b>			<b>6,916.67</b>	<b>29,232.77</b>	<b>27,732.77</b>	<b>0.00</b>	<b>8,416.67</b>	<b>(5,600.28)</b>	<b>23,632.49</b>
<b>Workforce Housing</b>									
TEXPOOL	LGIP	TexPool	0.00	67.53	67.53	0.00	0.00	0.00	67.53
3134G2UA8	AGCY BULET	FHLMC 1.000 08/20/14	398.61	3,500.00	3,500.00	0.00	398.61	(2,430.92)	1,069.08
<b>Total for Workforce Housing</b>			<b>398.61</b>	<b>3,567.53</b>	<b>3,567.53</b>	<b>0.00</b>	<b>398.61</b>	<b>(2,430.92)</b>	<b>1,136.61</b>
<b>Total for City of Frisco</b>			<b>76,561.72</b>	<b>637,012.51</b>	<b>619,632.86</b>	<b>(4,511.12)</b>	<b>98,452.49</b>	<b>(116,847.06)</b>	<b>520,165.45</b>



**City of Frisco**  
**Investment Transactions**  
 From 10/01/2012 to 09/30/2013

Trade Date	Settle Date	CUSIP	Security Type	Security Description	Coupon	Mty Date	Call Date	Par Value	Price	Principal Amount	Int Purchased / Received	Total Amount	Realized Gain / Loss	YTM	YTW
<b>Capital Proj / Esc</b>															
<b>Purchases</b>															
04/05/13	04/15/13	3133ECL69	AGCY CALL	FFCB	0.250	04/15/15		1,500,000.00	99.900	1,498,500.00	0.00	1,498,500.00		0.300	0.300
<b>Total for: Purchases</b>								<b>1,500,000.00</b>		<b>1,498,500.00</b>	<b>0.00</b>	<b>1,498,500.00</b>		<b>0.300</b>	<b>0.300</b>
<b>Income Payments</b>															
02/20/13	02/20/13	3134G2UA8	AGCY BULET	FHLMC	1.000	08/20/14				0.00	15,750.00	15,750.00			
08/20/13	08/20/13	3134G2UA8	AGCY BULET	FHLMC	1.000	08/20/14				0.00	15,750.00	15,750.00			
<b>Total for: Income Payments</b>										<b>0.00</b>	<b>31,500.00</b>	<b>31,500.00</b>			
<b>Capital Project Reserve Fund</b>															
<b>Purchases</b>															
03/13/13	03/25/13	3135G0PJ6	AGCY CALL	FNMA	0.400	03/25/15	12/25/13	500,000.00	100.057	500,287.00	0.00	500,287.00		0.371	0.285
<b>Total for: Purchases</b>								<b>500,000.00</b>		<b>500,287.00</b>	<b>0.00</b>	<b>500,287.00</b>		<b>0.371</b>	<b>0.285</b>
<b>Income Payments</b>															
10/15/12	10/15/12	3134G23H3	AGCY BULET	FHLMC	0.500	10/15/13				0.00	2,500.00	2,500.00			
04/15/13	04/15/13	3134G23H3	AGCY BULET	FHLMC	0.500	10/15/13				0.00	2,500.00	2,500.00			
09/25/13	09/25/13	3135G0PJ6	AGCY CALL	FNMA	0.400	03/25/15				0.00	1,000.00	1,000.00			
<b>Total for: Income Payments</b>										<b>0.00</b>	<b>6,000.00</b>	<b>6,000.00</b>			
<b>Capital Reserve Fund</b>															
<b>Purchases</b>															
08/16/13	09/04/13	3134G4FE3	AGCY CALL	FHLMC	0.400	09/04/15	09/04/14	1,500,000.00	99.875	1,498,125.00	0.00	1,498,125.00		0.463	0.463
<b>Total for: Purchases</b>								<b>1,500,000.00</b>		<b>1,498,125.00</b>	<b>0.00</b>	<b>1,498,125.00</b>		<b>0.463</b>	<b>0.463</b>



**City of Frisco**  
**Investment Transactions**  
 From 10/01/2012 to 09/30/2013

Trade Date	Settle Date	CUSIP	Security Type	Security Description	Coupon	Mty Date	Call Date	Par Value	Price	Principal Amount	Int Purchased / Received	Total Amount	Realized Gain / Loss	YTM	YTW
<b>CDC Fund</b>															
<b>Calls</b>															
02/22/13	02/27/13	3134G3MM9	AGCY CALL	FHLMC	0.400	02/27/14	02/27/13	2,000,000.00	100.000	2,000,000.00	0.00	2,000,000.00		0.400	
05/23/13	05/28/13	313382S87	AGCY CALL	FHLB	0.350	04/28/15	05/28/13	1,900,000.00	100.000	1,900,000.00	535.69	1,900,535.69		0.352	
<b>Total for: Calls</b>								<b>3,900,000.00</b>		<b>3,900,000.00</b>	<b>535.69</b>	<b>3,900,535.69</b>		<b>0.376</b>	
<b>Purchases</b>															
02/21/13	03/12/13	313382CG6	AGCY CALL	FHLB	0.320	03/12/15	12/12/13	2,000,000.00	99.990	1,999,800.00	0.00	1,999,800.00		0.325	0.325
04/05/13	04/29/13	313382S87	AGCY CALL	FHLB	0.350	04/28/15	10/28/13	1,900,000.00	99.997	1,899,943.00	0.00	1,899,943.00		0.352	0.352
04/26/13	04/29/13	3134G42V9	AGCY CALL	FHLMC	0.320	04/29/15	10/29/13	5,000,000.00	99.990	4,999,500.00	0.00	4,999,500.00		0.325	0.325
05/28/13	06/24/13	313383HD6	AGCY CALL	FHLB	0.350	06/24/15	06/24/14	1,900,000.00	100.000	1,900,000.00	0.00	1,900,000.00		0.350	0.350
<b>Total for: Purchases</b>								<b>10,800,000.00</b>		<b>10,799,243.00</b>	<b>0.00</b>	<b>10,799,243.00</b>		<b>0.334</b>	<b>0.334</b>
<b>Income Payments</b>															
02/27/13	02/27/13	3134G3MM9	AGCY CALL	FHLMC	0.400	02/27/14				0.00	4,000.00	4,000.00			
09/12/13	09/12/13	313382CG6	AGCY CALL	FHLB	0.320	03/12/15				0.00	3,200.00	3,200.00			
<b>Total for: Income Payments</b>										<b>0.00</b>	<b>7,200.00</b>	<b>7,200.00</b>			
<b>CIP Contributions</b>															
<b>Purchases</b>															
01/25/13	02/20/13	3133822N2	AGCY CALL	FHLB	0.350	02/20/15	10/20/13	5,000,000.00	100.000	5,000,000.00	0.00	5,000,000.00		0.350	0.350
<b>Total for: Purchases</b>								<b>5,000,000.00</b>		<b>5,000,000.00</b>	<b>0.00</b>	<b>5,000,000.00</b>		<b>0.350</b>	<b>0.350</b>
<b>Income Payments</b>															
08/20/13	08/20/13	3133822N2	AGCY CALL	FHLB	0.350	02/20/15				0.00	8,750.00	8,750.00			
<b>Total for: Income Payments</b>										<b>0.00</b>	<b>8,750.00</b>	<b>8,750.00</b>			



**City of Frisco**  
**Investment Transactions**  
 From 10/01/2012 to 09/30/2013

Trade Date	Settle Date	CUSIP	Security Type	Security Description	Coupon	Mty Date	Call Date	Par Value	Price	Principal Amount	Int Purchased / Received	Total Amount	Realized Gain / Loss	YTM	YTW
<b>EDC Fund</b>															
<b>Calls</b>															
02/22/13	02/27/13	3134G3MM9	AGCY CALL	FHLMC	0.400	02/27/14	02/27/13	1,000,000.00	100.000	1,000,000.00	0.00	1,000,000.00		0.400	
02/22/13	02/27/13	3134G3MM9	AGCY CALL	FHLMC	0.400	02/27/14	02/27/13	5,000,000.00	100.000	5,000,000.00	0.00	5,000,000.00		0.400	
05/23/13	05/28/13	313382S87	AGCY CALL	FHLB	0.350	04/28/15	05/28/13	1,900,000.00	100.000	1,900,000.00	535.69	1,900,535.69		0.352	
<b>Total for: Calls</b>								<b>7,900,000.00</b>		<b>7,900,000.00</b>	<b>535.69</b>	<b>7,900,535.69</b>		<b>0.388</b>	
<b>Purchases</b>															
02/21/13	02/27/13	313381Y66	AGCY CALL	FHLB	0.320	02/13/15	10/13/13	1,250,000.00	100.000	1,250,000.00	155.56	1,250,155.56		0.320	0.320
02/21/13	03/12/13	313382CG6	AGCY CALL	FHLB	0.320	03/12/15	12/12/13	4,750,000.00	99.990	4,749,525.00	0.00	4,749,525.00		0.325	0.325
04/05/13	04/29/13	313382S87	AGCY CALL	FHLB	0.350	04/28/15	10/28/13	1,900,000.00	99.997	1,899,943.00	0.00	1,899,943.00		0.352	0.352
05/17/13	05/17/13	CD-4385	CD-IAM	American Bk of TX CD	0.400	05/17/14		5,000,000.00	100.000	5,000,000.00	0.00	5,000,000.00		0.400	0.400
05/28/13	06/24/13	313383HD6	AGCY CALL	FHLB	0.350	06/24/15	06/24/14	1,900,000.00	100.000	1,900,000.00	0.00	1,900,000.00		0.350	0.350
<b>Total for: Purchases</b>								<b>14,800,000.00</b>		<b>14,799,468.00</b>	<b>155.56</b>	<b>14,799,623.56</b>		<b>0.357</b>	<b>0.357</b>
<b>Income Payments</b>															
11/10/12	11/10/12	CD-2041	CD	American Bk of TX CD	0.350	02/10/14				0.00	882.19	882.19			
02/08/13	02/10/13	CD-2041	CD	American Bk of TX CD	0.350	02/10/14				0.00	882.97	882.97			
02/27/13	02/27/13	3134G3MM9	AGCY CALL	FHLMC	0.400	02/27/14				0.00	2,000.00	2,000.00			
02/27/13	02/27/13	3134G3MM9	AGCY CALL	FHLMC	0.400	02/27/14				0.00	10,000.00	10,000.00			
05/10/13	05/10/13	CD-2041	CD	American Bk of TX CD	0.350	02/10/14				0.00	854.93	854.93			
08/09/13	08/10/13	CD-2041	CD	American Bk of TX CD	0.350	02/10/14				0.00	884.51	884.51			
08/13/13	08/13/13	313381Y66	AGCY CALL	FHLB	0.320	02/13/15				0.00	2,000.00	2,000.00			
09/12/13	09/12/13	313382CG6	AGCY CALL	FHLB	0.320	03/12/15				0.00	7,600.00	7,600.00			
<b>Total for: Income Payments</b>										<b>0.00</b>	<b>25,104.60</b>	<b>25,104.60</b>			
<b>Capitalized Interest</b>															
11/10/12	11/10/12	CD-2041	CD	American Bk of TX CD	0.350	02/10/14		882.19	100.000	882.19	0.00	882.19			
02/08/13	02/08/13	CD-2041	CD	American Bk of TX CD	0.350	02/10/14		882.97	100.000	882.97	0.00	882.97			
05/10/13	05/10/13	CD-2041	CD	American Bk of TX CD	0.350	02/10/14		854.93	100.000	854.93	0.00	854.93			
08/09/13	08/09/13	CD-2041	CD	American Bk of TX CD	0.350	02/10/14		884.51	100.000	884.51	0.00	884.51			



**City of Frisco**  
**Investment Transactions**  
 From 10/01/2012 to 09/30/2013

Trade Date	Settle Date	CUSIP	Security Type	Security Description	Coupon	Mty Date	Call Date	Par Value	Price	Principal Amount	Int Purchased / Received	Total Amount	Realized Gain / Loss	YTM	YTW
<b>EDC Fund</b>															
<b>Total for: Capitalized Interest</b>								<b>3,504.60</b>		<b>3,504.60</b>	<b>0.00</b>	<b>3,504.60</b>			
<b>General Operating Fund</b>															
<b>Calls</b>															
02/22/13	02/27/13	3134G3MM9	AGCY CALL	FHLMC	0.400	02/27/14	02/27/13	4,000,000.00	100.000	4,000,000.00	0.00	4,000,000.00		0.400	
<b>Total for: Calls</b>								<b>4,000,000.00</b>		<b>4,000,000.00</b>	<b>0.00</b>	<b>4,000,000.00</b>		<b>0.400</b>	
<b>Maturities</b>															
12/10/12	12/10/12	313376HQ1	AGCY BULET	FHLB	0.210	12/10/12		5,000,000.00	100.000	5,000,000.00	0.00	5,000,000.00		0.182	
08/28/13	08/28/13	313589KZ5	AGCY DISCO	FNMA		08/28/13		5,000,000.00	100.000	5,000,000.00	0.00	5,000,000.00		0.150	
09/20/13	09/20/13	313397LY5	AGCY DISCO	FHLMC		09/20/13		5,000,000.00	100.000	5,000,000.00	0.00	5,000,000.00		0.150	
<b>Total for: Maturities</b>								<b>15,000,000.00</b>		<b>15,000,000.00</b>	<b>0.00</b>	<b>15,000,000.00</b>		<b>0.161</b>	
<b>Purchases</b>															
02/22/13	03/12/13	313382CG6	AGCY CALL	FHLB	0.320	03/12/15	12/12/13	4,000,000.00	99.990	3,999,600.00	0.00	3,999,600.00		0.325	0.325
02/27/13	02/28/13	313397LY5	AGCY DISCO	FHLMC		09/20/13		5,000,000.00	99.915	4,995,750.00	0.00	4,995,750.00		0.150	0.150
02/27/13	02/28/13	313589KZ5	AGCY DISCO	FNMA		08/28/13		5,000,000.00	99.925	4,996,229.17	0.00	4,996,229.17		0.150	0.150
02/27/13	02/28/13	313397MZ1	AGCY DISCO	FHLMC		10/15/13		5,000,000.00	99.901	4,995,070.14	0.00	4,995,070.14		0.155	0.155
<b>Total for: Purchases</b>								<b>19,000,000.00</b>		<b>18,986,649.31</b>	<b>0.00</b>	<b>18,986,649.31</b>		<b>0.188</b>	<b>0.188</b>
<b>Income Payments</b>															
10/15/12	10/15/12	3134G23H3	AGCY BULET	FHLMC	0.500	10/15/13				0.00	13,750.00	13,750.00			
12/10/12	12/10/12	313376HQ1	AGCY BULET	FHLB	0.210	12/10/12				0.00	5,250.00	5,250.00			
02/27/13	02/27/13	3134G3MM9	AGCY CALL	FHLMC	0.400	02/27/14				0.00	8,000.00	8,000.00			
04/15/13	04/15/13	3134G23H3	AGCY BULET	FHLMC	0.500	10/15/13				0.00	13,750.00	13,750.00			
09/12/13	09/12/13	313382CG6	AGCY CALL	FHLB	0.320	03/12/15				0.00	6,400.00	6,400.00			
<b>Total for: Income Payments</b>										<b>0.00</b>	<b>47,150.00</b>	<b>47,150.00</b>			



**City of Frisco**  
**Investment Transactions**  
 From 10/01/2012 to 09/30/2013

Trade Date	Settle Date	CUSIP	Security Type	Security Description	Coupon	Mty Date	Call Date	Par Value	Price	Principal Amount	Int Purchased / Received	Total Amount	Realized Gain / Loss	YTM	YTW
<b>Impact Fees</b>															
<b>Calls</b>															
02/22/13	02/27/13	3134G3MM9	AGCY CALL	FHLMC	0.400	02/27/14	02/27/13	2,000,000.00	100.000	2,000,000.00	0.00	2,000,000.00		0.400	
<b>Total for: Calls</b>								<b>2,000,000.00</b>		<b>2,000,000.00</b>	<b>0.00</b>	<b>2,000,000.00</b>		<b>0.400</b>	
<b>Purchases</b>															
01/25/13	02/20/13	3133822N2	AGCY CALL	FHLB	0.350	02/20/15	10/20/13	5,000,000.00	100.000	5,000,000.00	0.00	5,000,000.00		0.350	0.350
02/21/13	02/27/13	313381Y66	AGCY CALL	FHLB	0.320	02/13/15	10/13/13	2,000,000.00	100.000	2,000,000.00	248.89	2,000,248.89		0.320	0.320
08/16/13	09/04/13	3134G4FE3	AGCY CALL	FHLMC	0.400	09/04/15	09/04/14	4,000,000.00	99.875	3,995,000.00	0.00	3,995,000.00		0.463	0.463
<b>Total for: Purchases</b>								<b>11,000,000.00</b>		<b>10,995,000.00</b>	<b>248.89</b>	<b>10,995,248.89</b>		<b>0.386</b>	<b>0.386</b>
<b>Income Payments</b>															
10/15/12	10/15/12	3134G23H3	AGCY BULET	FHLMC	0.500	10/15/13				0.00	7,500.00	7,500.00			
02/27/13	02/27/13	3134G3MM9	AGCY CALL	FHLMC	0.400	02/27/14				0.00	4,000.00	4,000.00			
04/15/13	04/15/13	3134G23H3	AGCY BULET	FHLMC	0.500	10/15/13				0.00	7,500.00	7,500.00			
08/13/13	08/13/13	313381Y66	AGCY CALL	FHLB	0.320	02/13/15				0.00	3,200.00	3,200.00			
08/20/13	08/20/13	3133822N2	AGCY CALL	FHLB	0.350	02/20/15				0.00	8,750.00	8,750.00			
<b>Total for: Income Payments</b>										<b>0.00</b>	<b>30,950.00</b>	<b>30,950.00</b>			



**City of Frisco**  
**Investment Transactions**  
 From 10/01/2012 to 09/30/2013

Trade Date	Settle Date	CUSIP	Security Type	Security Description	Coupon	Mty Date	Call Date	Par Value	Price	Principal Amount	Int Purchased / Received	Total Amount	Realized Gain / Loss	YTM	YTW
<b>Insurance Reserve Fund</b>															
<b>Purchases</b>															
03/13/13	03/25/13	3135G0PJ6	AGCY CALL	FNMA	0.400	03/25/15	12/25/13	1,000,000.00	100.057	1,000,574.00	0.00	1,000,574.00		0.371	0.285
08/16/13	09/04/13	3134G4FE3	AGCY CALL	FHLMC	0.400	09/04/15	09/04/14	500,000.00	99.875	499,375.00	0.00	499,375.00		0.463	0.463
<b>Total for: Purchases</b>								<b>1,500,000.00</b>		<b>1,499,949.00</b>	<b>0.00</b>	<b>1,499,949.00</b>		<b>0.402</b>	<b>0.344</b>
<b>Income Payments</b>															
10/15/12	10/15/12	3134G23H3	AGCY BULET	FHLMC	0.500	10/15/13				0.00	1,000.00	1,000.00			
04/15/13	04/15/13	3134G23H3	AGCY BULET	FHLMC	0.500	10/15/13				0.00	1,000.00	1,000.00			
09/25/13	09/25/13	3135G0PJ6	AGCY CALL	FNMA	0.400	03/25/15				0.00	2,000.00	2,000.00			
<b>Total for: Income Payments</b>										<b>0.00</b>	<b>4,000.00</b>	<b>4,000.00</b>			
<b>Park Dedication Fees</b>															
<b>Purchases</b>															
03/13/13	03/25/13	3135G0PJ6	AGCY CALL	FNMA	0.400	03/25/15	12/25/13	3,000,000.00	100.057	3,001,722.00	0.00	3,001,722.00		0.371	0.285
04/05/13	04/15/13	3133ECL69	AGCY CALL	FFCB	0.250	04/15/15		3,500,000.00	99.900	3,496,500.00	0.00	3,496,500.00		0.300	0.300
08/16/13	09/04/13	3134G4FE3	AGCY CALL	FHLMC	0.400	09/04/15	09/04/14	500,000.00	99.875	499,375.00	0.00	499,375.00		0.463	0.463
<b>Total for: Purchases</b>								<b>7,000,000.00</b>		<b>6,997,597.00</b>	<b>0.00</b>	<b>6,997,597.00</b>		<b>0.342</b>	<b>0.305</b>
<b>Income Payments</b>															
09/25/13	09/25/13	3135G0PJ6	AGCY CALL	FNMA	0.400	03/25/15				0.00	6,000.00	6,000.00			
<b>Total for: Income Payments</b>										<b>0.00</b>	<b>6,000.00</b>	<b>6,000.00</b>			



**City of Frisco**  
**Investment Transactions**  
 From 10/01/2012 to 09/30/2013

Trade Date	Settle Date	CUSIP	Security Type	Security Description	Coupon	Mty Date	Call Date	Par Value	Price	Principal Amount	Int Purchased / Received	Total Amount	Realized Gain / Loss	YTM	YTW
<b>PEG Fund</b>															
<b>Purchases</b>															
03/13/13	03/25/13	3135G0PJ6	AGCY CALL	FNMA	0.400	03/25/15	12/25/13	300,000.00	100.057	300,172.20	0.00	300,172.20		0.371	0.285
<b>Total for: Purchases</b>								<b>300,000.00</b>		<b>300,172.20</b>	<b>0.00</b>	<b>300,172.20</b>		<b>0.371</b>	<b>0.285</b>
<b>Income Payments</b>															
09/25/13	09/25/13	3135G0PJ6	AGCY CALL	FNMA	0.400	03/25/15				0.00	600.00	600.00			
<b>Total for: Income Payments</b>										<b>0.00</b>	<b>600.00</b>	<b>600.00</b>			
<b>Public Art Fund</b>															
<b>Income Payments</b>															
10/15/12	10/15/12	3134G23H3	AGCY BULET	FHLMC	0.500	10/15/13				0.00	625.00	625.00			
04/15/13	04/15/13	3134G23H3	AGCY BULET	FHLMC	0.500	10/15/13				0.00	625.00	625.00			
<b>Total for: Income Payments</b>										<b>0.00</b>	<b>1,250.00</b>	<b>1,250.00</b>			
<b>Series 2006 GO Bonds</b>															
<b>Calls</b>															
03/21/13	03/27/13	313380PR2	AGCY CALL	FHLB	0.300	06/27/14	03/27/13	3,500,000.00	100.000	3,500,000.00	0.00	3,500,000.00		0.300	
<b>Total for: Calls</b>								<b>3,500,000.00</b>		<b>3,500,000.00</b>	<b>0.00</b>	<b>3,500,000.00</b>		<b>0.300</b>	
<b>Income Payments</b>															
03/27/13	03/27/13	313380PR2	AGCY CALL	FHLB	0.300	06/27/14				0.00	5,250.00	5,250.00			
<b>Total for: Income Payments</b>										<b>0.00</b>	<b>5,250.00</b>	<b>5,250.00</b>			





**City of Frisco**  
**Investment Transactions**  
 From 10/01/2012 to 09/30/2013

Trade Date	Settle Date	CUSIP	Security Type	Security Description	Coupon	Mty Date	Call Date	Par Value	Price	Principal Amount	Int Purchased / Received	Total Amount	Realized Gain / Loss	YTM	YTW
<b>Series 2007 CO Bonds</b>															
<b>Calls</b>															
11/21/12	11/21/12	3135G0FN8	AGCY CALL	FNMA	0.550	11/21/13	11/21/12	5,000,000.00	100.000	5,000,000.00	0.00	5,000,000.00		0.593	0.550
03/21/13	03/27/13	313380PR2	AGCY CALL	FHLB	0.300	06/27/14	03/27/13	3,500,000.00	100.000	3,500,000.00	0.00	3,500,000.00		0.300	
<b>Total for: Calls</b>								<b>8,500,000.00</b>		<b>8,500,000.00</b>	<b>0.00</b>	<b>8,500,000.00</b>		<b>0.472</b>	<b>0.324</b>
<b>Maturities</b>															
08/20/13	08/20/13	31398AX31	AGCY BULET	FNMA	1.250	08/20/13		4,795,000.00	100.000	4,795,000.00	0.00	4,795,000.00		0.244	
<b>Total for: Maturities</b>								<b>4,795,000.00</b>		<b>4,795,000.00</b>	<b>0.00</b>	<b>4,795,000.00</b>		<b>0.244</b>	
<b>Purchases</b>															
09/25/12	10/02/12	3133EA3A4	AGCY CALL	FFCB	0.280	09/02/14		5,000,000.00	99.900	4,995,000.00	0.00	4,995,000.00		0.332	0.332
11/13/12	11/26/12	3134G3W71	AGCY CALL	FHLMC	0.350	11/26/14	11/26/13	5,000,000.00	100.000	5,000,000.00	0.00	5,000,000.00		0.350	0.350
03/21/13	03/27/13	313381Y66	AGCY CALL	FHLB	0.320	02/13/15	10/13/13	3,500,000.00	100.000	3,500,000.00	1,368.89	3,501,368.89		0.320	0.320
<b>Total for: Purchases</b>								<b>13,500,000.00</b>		<b>13,495,000.00</b>	<b>1,368.89</b>	<b>13,496,368.89</b>		<b>0.336</b>	<b>0.336</b>
<b>Income Payments</b>															
11/21/12	11/21/12	3135G0FN8	AGCY CALL	FNMA	0.550	11/21/13				0.00	13,750.00	13,750.00			
02/20/13	02/20/13	31398AX31	AGCY BULET	FNMA	1.250	08/20/13				0.00	29,968.75	29,968.75			
03/04/13	03/02/13	3133EA3A4	AGCY CALL	FFCB	0.280	09/02/14				0.00	5,833.33	5,833.33			
03/27/13	03/27/13	313380PR2	AGCY CALL	FHLB	0.300	06/27/14				0.00	5,250.00	5,250.00			
05/27/13	05/26/13	3134G3W71	AGCY CALL	FHLMC	0.350	11/26/14				0.00	8,750.00	8,750.00			
08/13/13	08/13/13	313381Y66	AGCY CALL	FHLB	0.320	02/13/15				0.00	5,600.00	5,600.00			
08/20/13	08/20/13	31398AX31	AGCY BULET	FNMA	1.250	08/20/13				0.00	29,968.75	29,968.75			
09/03/13	09/02/13	3133EA3A4	AGCY CALL	FFCB	0.280	09/02/14				0.00	7,000.00	7,000.00			
<b>Total for: Income Payments</b>										<b>0.00</b>	<b>106,120.83</b>	<b>106,120.83</b>			



**City of Frisco**  
**Investment Transactions**  
 From 10/01/2012 to 09/30/2013

Trade Date	Settle Date	CUSIP	Security Type	Security Description	Coupon	Mty Date	Call Date	Par Value	Price	Principal Amount	Int Purchased / Received	Total Amount	Realized Gain / Loss	YTM	YTW
<b>Series 2007 GO Bonds</b>															
<b>Calls</b>															
11/21/12	11/21/12	3135G0FN8	AGCY CALL	FNMA	0.550	11/21/13	11/21/12	5,000,000.00	100.000	5,000,000.00	0.00	5,000,000.00		0.593	0.550
<b>Total for: Calls</b>								<b>5,000,000.00</b>		<b>5,000,000.00</b>	<b>0.00</b>	<b>5,000,000.00</b>		<b>0.593</b>	<b>0.550</b>
<b>Purchases</b>															
09/25/12	10/02/12	3133EA3A4	AGCY CALL	FFCB	0.280	09/02/14		5,000,000.00	99.900	4,995,000.00	0.00	4,995,000.00		0.332	0.332
11/13/12	11/26/12	3134G3W71	AGCY CALL	FHLMC	0.350	11/26/14	11/26/13	5,000,000.00	100.000	5,000,000.00	0.00	5,000,000.00		0.350	0.350
<b>Total for: Purchases</b>								<b>10,000,000.00</b>		<b>9,995,000.00</b>	<b>0.00</b>	<b>9,995,000.00</b>		<b>0.341</b>	<b>0.341</b>
<b>Income Payments</b>															
11/21/12	11/21/12	3135G0FN8	AGCY CALL	FNMA	0.550	11/21/13				0.00	13,750.00	13,750.00			
03/04/13	03/02/13	3133EA3A4	AGCY CALL	FFCB	0.280	09/02/14				0.00	5,833.33	5,833.33			
05/27/13	05/26/13	3134G3W71	AGCY CALL	FHLMC	0.350	11/26/14				0.00	8,750.00	8,750.00			
09/03/13	09/02/13	3133EA3A4	AGCY CALL	FFCB	0.280	09/02/14				0.00	7,000.00	7,000.00			
<b>Total for: Income Payments</b>										<b>0.00</b>	<b>35,333.33</b>	<b>35,333.33</b>			



**City of Frisco**  
**Investment Transactions**  
 From 10/01/2012 to 09/30/2013

Trade Date	Settle Date	CUSIP	Security Type	Security Description	Coupon	Mty Date	Call Date	Par Value	Price	Principal Amount	Int Purchased / Received	Total Amount	Realized Gain / Loss	YTM	YTW
<b>Series 2008 GO Bonds</b>															
<b>Calls</b>															
02/22/13	02/27/13	3134G3MM9	AGCY CALL	FHLMC	0.400	02/27/14	02/27/13	5,000,000.00	100.000	5,000,000.00	0.00	5,000,000.00		0.400	
03/21/13	03/27/13	313380PR2	AGCY CALL	FHLB	0.300	06/27/14	03/27/13	7,000,000.00	100.000	7,000,000.00	0.00	7,000,000.00		0.300	
<b>Total for: Calls</b>								<b>12,000,000.00</b>		<b>12,000,000.00</b>	<b>0.00</b>	<b>12,000,000.00</b>		<b>0.342</b>	
<b>Purchases</b>															
02/21/13	03/12/13	313382CG6	AGCY CALL	FHLB	0.320	03/12/15	12/12/13	5,000,000.00	99.990	4,999,500.00	0.00	4,999,500.00		0.325	0.325
03/21/13	03/27/13	313381Y66	AGCY CALL	FHLB	0.320	02/13/15	10/13/13	7,000,000.00	100.000	7,000,000.00	2,737.78	7,002,737.78		0.320	0.320
<b>Total for: Purchases</b>								<b>12,000,000.00</b>		<b>11,999,500.00</b>	<b>2,737.78</b>	<b>12,002,237.78</b>		<b>0.322</b>	<b>0.322</b>
<b>Income Payments</b>															
02/27/13	02/27/13	3134G3MM9	AGCY CALL	FHLMC	0.400	02/27/14				0.00	10,000.00	10,000.00			
03/27/13	03/27/13	313380PR2	AGCY CALL	FHLB	0.300	06/27/14				0.00	10,500.00	10,500.00			
08/13/13	08/13/13	313381Y66	AGCY CALL	FHLB	0.320	02/13/15				0.00	11,200.00	11,200.00			
09/12/13	09/12/13	313382CG6	AGCY CALL	FHLB	0.320	03/12/15				0.00	8,000.00	8,000.00			
<b>Total for: Income Payments</b>										<b>0.00</b>	<b>39,700.00</b>	<b>39,700.00</b>			
<b>Solid Waste Operating Fund</b>															
<b>Purchases</b>															
08/16/13	09/04/13	3134G4FE3	AGCY CALL	FHLMC	0.400	09/04/15	09/04/14	1,800,000.00	99.875	1,797,750.00	0.00	1,797,750.00		0.463	0.463
<b>Total for: Purchases</b>								<b>1,800,000.00</b>		<b>1,797,750.00</b>	<b>0.00</b>	<b>1,797,750.00</b>		<b>0.463</b>	<b>0.463</b>



**City of Frisco**  
**Investment Transactions**  
 From 10/01/2012 to 09/30/2013

Trade Date	Settle Date	CUSIP	Security Type	Security Description	Coupon	Mty Date	Call Date	Par Value	Price	Principal Amount	Int Purchased / Received	Total Amount	Realized Gain / Loss	YTM	YTW
<b>Stormwater Operating Fund</b>															
<b>Purchases</b>															
03/13/13	03/25/13	3135G0PJ6	AGCY CALL	FNMA	0.400	03/25/15	12/25/13	500,000.00	100.057	500,287.00	0.00	500,287.00		0.371	0.285
<b>Total for: Purchases</b>								<b>500,000.00</b>		<b>500,287.00</b>	<b>0.00</b>	<b>500,287.00</b>		<b>0.371</b>	<b>0.285</b>
<b>Income Payments</b>															
09/25/13	09/25/13	3135G0PJ6	AGCY CALL	FNMA	0.400	03/25/15				0.00	1,000.00	1,000.00			
<b>Total for: Income Payments</b>										<b>0.00</b>	<b>1,000.00</b>	<b>1,000.00</b>			
<b>Superdrome</b>															
<b>Income Payments</b>															
02/20/13	02/20/13	3134G2UA8	AGCY BULET	FHLMC	1.000	08/20/14				0.00	7,500.00	7,500.00			
08/20/13	08/20/13	3134G2UA8	AGCY BULET	FHLMC	1.000	08/20/14				0.00	7,500.00	7,500.00			
<b>Total for: Income Payments</b>										<b>0.00</b>	<b>15,000.00</b>	<b>15,000.00</b>			



**City of Frisco**  
**Investment Transactions**  
 From 10/01/2012 to 09/30/2013

Trade Date	Settle Date	CUSIP	Security Type	Security Description	Coupon	Mty Date	Call Date	Par Value	Price	Principal Amount	Int Purchased / Received	Total Amount	Realized Gain / Loss	YTM	YTW
<b>Water &amp; Sewer Fund</b>															
<b>Maturities</b>															
03/20/13	03/20/13	3133XX7F8	AGCY BULET	FHLB	1.625	03/20/13		5,000,000.00	100.000	5,000,000.00	0.00	5,000,000.00		0.222	
<b>Total for: Maturities</b>								<b>5,000,000.00</b>		<b>5,000,000.00</b>	<b>0.00</b>	<b>5,000,000.00</b>		<b>0.222</b>	
<b>Purchases</b>															
03/19/13	03/25/13	3135G0PJ6	AGCY CALL	FNMA	0.400	03/25/15	12/25/13	4,645,000.00	100.060	4,647,782.36	0.00	4,647,782.36		0.370	0.280
04/10/13	04/29/13	3134G42V9	AGCY CALL	FHLMC	0.320	04/29/15	10/29/13	5,000,000.00	100.000	5,000,000.00	0.00	5,000,000.00		0.320	0.320
<b>Total for: Purchases</b>								<b>9,645,000.00</b>		<b>9,647,782.36</b>	<b>0.00</b>	<b>9,647,782.36</b>		<b>0.344</b>	<b>0.301</b>
<b>Income Payments</b>															
03/20/13	03/20/13	3133XX7F8	AGCY BULET	FHLB	1.625	03/20/13				0.00	40,625.00	40,625.00			
09/25/13	09/25/13	3135G0PJ6	AGCY CALL	FNMA	0.400	03/25/15				0.00	9,290.00	9,290.00			
<b>Total for: Income Payments</b>										<b>0.00</b>	<b>49,915.00</b>	<b>49,915.00</b>			
<b>Water &amp; Sewer Imp Fees</b>															
<b>Purchases</b>															
08/16/13	09/04/13	3134G4FE3	AGCY CALL	FHLMC	0.400	09/04/15	09/04/14	5,000,000.00	99.875	4,993,750.00	0.00	4,993,750.00		0.463	0.463
<b>Total for: Purchases</b>								<b>5,000,000.00</b>		<b>4,993,750.00</b>	<b>0.00</b>	<b>4,993,750.00</b>		<b>0.463</b>	<b>0.463</b>
<b>Income Payments</b>															
10/15/12	10/15/12	3134G23H3	AGCY BULET	FHLMC	0.500	10/15/13				0.00	7,500.00	7,500.00			
04/15/13	04/15/13	3134G23H3	AGCY BULET	FHLMC	0.500	10/15/13				0.00	7,500.00	7,500.00			
<b>Total for: Income Payments</b>										<b>0.00</b>	<b>15,000.00</b>	<b>15,000.00</b>			



**City of Frisco**  
**Investment Transactions**  
 From 10/01/2012 to 09/30/2013

Trade Date	Settle Date	CUSIP	Security Type	Security Description	Coupon	Mty Date	Call Date	Par Value	Price	Principal Amount	Int Purchased / Received	Total Amount	Realized Gain / Loss	YTM	YTW
<b>Workforce Housing</b>															
<b>Income Payments</b>															
02/20/13	02/20/13	3134G2UA8	AGCY BULET	FHLMC	1.000	08/20/14				0.00	1,750.00	1,750.00			
08/20/13	08/20/13	3134G2UA8	AGCY BULET	FHLMC	1.000	08/20/14				0.00	1,750.00	1,750.00			
<b>Total for: Income Payments</b>										<b>0.00</b>	<b>3,500.00</b>	<b>3,500.00</b>			



Trade Date	Settle Date	CUSIP	Security Type	Security Description	Coupon	Mty Date	Call Date	Par Value	Price	Principal Amount	Int Purchased / Received	Total Amount	Realized Gain / Loss	YTM	YTW
------------	-------------	-------	---------------	----------------------	--------	----------	-----------	-----------	-------	------------------	--------------------------	--------------	----------------------	-----	-----

**Total for All Portfolios**

Transaction Type	Quantity	Total Amount	Realized G/L	YTM	YTW
Total Calls	46,800,000.00	46,801,071.38		0.407	0.118
Total Maturities	24,795,000.00	24,795,000.00		0.189	
Total Purchases	125,345,000.00	125,308,570.99		0.330	0.323
Total Income Payments	0.00	439,323.76			
Total Capitalized Interest	3,504.60	3,504.60			



**City of Frisco**  
**Amortization and Accretion**  
 From 09/30/2012 to 09/30/2013

CUSIP	Settle Date	Security Type	Security Description	Next Call Date	Purchase Qty	Orig Price	Original Cost	Amrt/Accr for Period	Total Amrt/Accr Since Purch	Remaining Disc / Prem	Book Value
<b>Capital Proj / Esc</b>											
3134G2UA8	09/13/12	AGCY BULET	FHLMC 1.000 08/20/14		3,150,000.00	101.346	3,192,411.60	(21,878.26)	(22,970.93)	(19,440.67)	3,169,440.67
3133ECL69	04/15/13	AGCY CALL	FFCB 0.250 04/15/15		1,500,000.00	99.900	1,498,500.00	345.06	345.06	1,154.94	1,498,845.06
<b>Total for Capital Proj / Esc</b>					<b>4,650,000.00</b>		<b>4,690,911.60</b>	<b>(21,533.20)</b>	<b>(22,625.87)</b>	<b>(18,285.73)</b>	<b>4,668,285.73</b>
<b>Capital Project Reserve Fund</b>											
3134G23H3	02/09/12	AGCY BULET	FHLMC 0.500 10/15/13		1,000,000.00	100.327	1,003,270.00	(1,944.61)	(3,194.31)	(75.69)	1,000,075.69
3135G0PJ6	03/25/13	AGCY CALL	FNMA 0.400 03/25/15	12/25/13	500,000.00	100.057	500,287.00	(287.00)	(287.00)	0.00	500,000.00
<b>Total for Capital Project Reserve Fund</b>					<b>1,500,000.00</b>		<b>1,503,557.00</b>	<b>(2,231.61)</b>	<b>(3,481.31)</b>	<b>(75.69)</b>	<b>1,500,075.69</b>
<b>Capital Reserve Fund</b>											
3134G4FE3	09/04/13	AGCY CALL	FHLMC 0.400 09/04/15	09/04/14	1,500,000.00	99.875	1,498,125.00	70.07	70.07	1,804.93	1,498,195.07
<b>Total for Capital Reserve Fund</b>					<b>1,500,000.00</b>		<b>1,498,125.00</b>	<b>70.07</b>	<b>70.07</b>	<b>1,804.93</b>	<b>1,498,195.07</b>
<b>CDC Fund</b>											
3134G3MM9	02/29/12	AGCY CALL	FHLMC 0.400 02/27/14		0.00	100.000	0.00	0.00	0.00	0.00	0.00
313382CG6	03/12/13	AGCY CALL	FHLB 0.320 03/12/15	12/12/13	2,000,000.00	99.990	1,999,800.00	55.16	55.16	144.84	1,999,855.16
313382S87	04/29/13	AGCY CALL	FHLB 0.350 04/28/15		0.00	99.997	0.00	57.00	0.00	0.00	0.00
3134G42V9	04/29/13	AGCY CALL	FHLMC 0.320 04/29/15	10/29/13	5,000,000.00	99.990	4,999,500.00	105.30	105.30	394.70	4,999,605.30
313383HD6	06/24/13	AGCY CALL	FHLB 0.350 06/24/15		1,900,000.00	100.000	1,900,000.00	0.00	0.00	0.00	1,900,000.00
<b>Total for CDC Fund</b>					<b>8,900,000.00</b>		<b>8,899,300.00</b>	<b>217.46</b>	<b>160.46</b>	<b>539.54</b>	<b>8,899,460.46</b>
<b>CIP Contributions</b>											
3133822N2	02/20/13	AGCY CALL	FHLB 0.350 02/20/15	10/20/13	5,000,000.00	100.000	5,000,000.00	0.00	0.00	0.00	5,000,000.00
<b>Total for CIP Contributions</b>					<b>5,000,000.00</b>		<b>5,000,000.00</b>	<b>0.00</b>	<b>0.00</b>	<b>0.00</b>	<b>5,000,000.00</b>





**City of Frisco**  
**Amortization and Accretion**  
 From 09/30/2012 to 09/30/2013

CUSIP	Settle Date	Security Type	Security Description	Next Call Date	Purchase Qty	Orig Price	Original Cost	Amrt/Accr for Period	Total Amrt/Accr Since Purch	Remaining Disc / Prem	Book Value
<b>EDC Fund</b>											
CD-2041	08/10/12	CD	American Bk of TX CD 0.350 02/10/14		1,003,504.60	100.000	1,003,504.60	0.00	0.00	0.00	1,003,504.60
3134G3MM9	02/27/12	AGCY CALL	FHLMC 0.400 02/27/14	02/27/13	0.00	100.000	0.00	0.00	0.00	0.00	0.00
CD-4385	05/17/13	CD-IAM	American Bk of TX CD 0.400 05/17/14		5,000,000.00	100.000	5,000,000.00	0.00	0.00	0.00	5,000,000.00
313381Y66	02/27/13	AGCY CALL	FHLB 0.320 02/13/15		1,250,000.00	100.000	1,250,000.00	0.00	0.00	0.00	1,250,000.00
313382CG6	03/12/13	AGCY CALL	FHLB 0.320 03/12/15	12/12/13	4,750,000.00	99.990	4,749,525.00	131.01	131.01	343.99	4,749,656.01
313382S87	04/29/13	AGCY CALL	FHLB 0.350 04/28/15		0.00	99.997	0.00	57.00	0.00	0.00	0.00
313383HD6	06/24/13	AGCY CALL	FHLB 0.350 06/24/15	06/24/14	1,900,000.00	100.000	1,900,000.00	0.00	0.00	0.00	1,900,000.00
<b>Total for EDC Fund</b>					<b>13,903,504.60</b>		<b>13,903,029.60</b>	<b>188.01</b>	<b>131.01</b>	<b>343.99</b>	<b>13,903,160.61</b>
<b>General Operating Fund</b>											
313376HQ1	02/27/12	AGCY BULET	FHLB 0.210 12/10/12		0.00	100.022	0.00	(263.55)	0.00	0.00	0.00
313589KZ5	02/28/13	AGCY DISCO	FNMA 0.000 08/28/13		0.00	99.925	0.00	3,770.83	0.00	0.00	0.00
313397LY5	02/28/13	AGCY DISCO	FHLMC 0.000 09/20/13		0.00	99.915	0.00	4,250.00	0.00	0.00	0.00
313397MZ1	02/28/13	AGCY DISCO	FHLMC 0.000 10/15/13		5,000,000.00	99.901	4,995,070.14	4,628.46	4,628.46	301.40	4,999,698.60
3134G23H3	02/09/12	AGCY BULET	FHLMC 0.500 10/15/13		5,500,000.00	100.327	5,517,985.00	(10,695.35)	(17,568.70)	(416.30)	5,500,416.30
3134G3MM9	02/27/12	AGCY CALL	FHLMC 0.400 02/27/14		0.00	100.000	0.00	0.00	0.00	0.00	0.00
313382CG6	03/12/13	AGCY CALL	FHLB 0.320 03/12/15	12/12/13	4,000,000.00	99.990	3,999,600.00	110.32	110.32	289.68	3,999,710.32
<b>Total for General Operating Fund</b>					<b>14,500,000.00</b>		<b>14,512,655.14</b>	<b>1,800.71</b>	<b>(12,829.92)</b>	<b>174.78</b>	<b>14,499,825.22</b>
<b>Impact Fees</b>											
3134G23H3	02/09/12	AGCY BULET	FHLMC 0.500 10/15/13		3,000,000.00	100.327	3,009,810.00	(5,833.83)	(9,582.93)	(227.07)	3,000,227.07
3134G3MM9	02/27/12	AGCY CALL	FHLMC 0.400 02/27/14		0.00	100.000	0.00	0.00	0.00	0.00	0.00
313381Y66	02/27/13	AGCY CALL	FHLB 0.320 02/13/15	10/13/13	2,000,000.00	100.000	2,000,000.00	0.00	0.00	0.00	2,000,000.00
3133822N2	02/20/13	AGCY CALL	FHLB 0.350 02/20/15		5,000,000.00	100.000	5,000,000.00	0.00	0.00	0.00	5,000,000.00
3134G4FE3	09/04/13	AGCY CALL	FHLMC 0.400 09/04/15		4,000,000.00	99.875	3,995,000.00	186.84	186.84	4,813.16	3,995,186.84
<b>Total for Impact Fees</b>					<b>14,000,000.00</b>		<b>14,004,810.00</b>	<b>(5,646.99)</b>	<b>(9,396.09)</b>	<b>4,586.09</b>	<b>13,995,413.91</b>



**City of Frisco**  
**Amortization and Accretion**  
 From 09/30/2012 to 09/30/2013

CUSIP	Settle Date	Security Type	Security Description	Next Call Date	Purchase Qty	Orig Price	Original Cost	Amrt/Accr for Period	Total Amrt/Accr Since Purch	Remaining Disc / Prem	Book Value
<b>Insurance Reserve Fund</b>											
3134G23H3	02/09/12	AGCY BULET	FHLMC 0.500 10/15/13		400,000.00	100.327	401,308.00	(777.84)	(1,277.72)	(30.28)	400,030.28
3135G0PJ6	03/25/13	AGCY CALL	FNMA 0.400 03/25/15	12/25/13	1,000,000.00	100.057	1,000,574.00	(574.00)	(574.00)	0.00	1,000,000.00
3134G4FE3	09/04/13	AGCY CALL	FHLMC 0.400 09/04/15	09/04/14	500,000.00	99.875	499,375.00	23.36	23.36	601.64	499,398.36
<b>Total for Insurance Reserve Fund</b>					<b>1,900,000.00</b>		<b>1,901,257.00</b>	<b>(1,328.48)</b>	<b>(1,828.36)</b>	<b>571.36</b>	<b>1,899,428.64</b>
<b>Park Dedication Fees</b>											
3135G0PJ6	03/25/13	AGCY CALL	FNMA 0.400 03/25/15	12/25/13	3,000,000.00	100.057	3,001,722.00	(1,722.00)	(1,722.00)	0.00	3,000,000.00
3133ECL69	04/15/13	AGCY CALL	FFCB 0.250 04/15/15		3,500,000.00	99.900	3,496,500.00	805.14	805.14	2,694.86	3,497,305.14
3134G4FE3	09/04/13	AGCY CALL	FHLMC 0.400 09/04/15	09/04/14	500,000.00	99.875	499,375.00	23.36	23.36	601.64	499,398.36
<b>Total for Park Dedication Fees</b>					<b>7,000,000.00</b>		<b>6,997,597.00</b>	<b>(893.50)</b>	<b>(893.50)</b>	<b>3,296.50</b>	<b>6,996,703.50</b>
<b>PEG Fund</b>											
3135G0PJ6	03/25/13	AGCY CALL	FNMA 0.400 03/25/15	12/25/13	300,000.00	100.057	300,172.20	(172.20)	(172.20)	0.00	300,000.00
<b>Total for PEG Fund</b>					<b>300,000.00</b>		<b>300,172.20</b>	<b>(172.20)</b>	<b>(172.20)</b>	<b>0.00</b>	<b>300,000.00</b>
<b>Public Art Fund</b>											
3134G23H3	02/09/12	AGCY BULET	FHLMC 0.500 10/15/13		250,000.00	100.327	250,817.50	(486.16)	(798.58)	(18.92)	250,018.92
<b>Total for Public Art Fund</b>					<b>250,000.00</b>		<b>250,817.50</b>	<b>(486.16)</b>	<b>(798.58)</b>	<b>(18.92)</b>	<b>250,018.92</b>
<b>Series 2006 GO Bonds</b>											
313380PR2	09/27/12	AGCY CALL	FHLB 0.300 06/27/14		0.00	100.000	0.00	0.00	0.00	0.00	0.00
<b>Total for Series 2006 GO Bonds</b>					<b>0.00</b>		<b>0.00</b>	<b>0.00</b>	<b>0.00</b>	<b>0.00</b>	<b>0.00</b>



**City of Frisco**  
**Amortization and Accretion**  
 From 09/30/2012 to 09/30/2013

CUSIP	Settle Date	Security Type	Security Description	Next Call Date	Purchase Qty	Orig Price	Original Cost	Amrt/Accr for Period	Total Amrt/Accr Since Purch	Remaining Disc / Prem	Book Value
<b>Series 2007 CO Bonds</b>											
31398AX31	07/19/12	AGCY BULET	FNMA 1.250 08/20/13		0.00	101.091	0.00	(42,690.22)	0.00	0.00	0.00
3135G0FN8	11/21/11	AGCY CALL	FNMA 0.550 11/21/13	11/21/12	0.00	99.915	0.00	2,426.00	0.00	0.00	0.00
313380PR2	09/27/12	AGCY CALL	FHLB 0.300 06/27/14		0.00	100.000	0.00	0.00	0.00	0.00	0.00
3133EA3A4	10/02/12	AGCY CALL	FFCB 0.280 09/02/14		5,000,000.00	99.900	4,995,000.00	2,597.25	2,597.25	2,402.75	4,997,597.25
3134G3W71	11/26/12	AGCY CALL	FHLMC 0.350 11/26/14	11/26/13	5,000,000.00	100.000	5,000,000.00	0.00	0.00	0.00	5,000,000.00
313381Y66	03/27/13	AGCY CALL	FHLB 0.320 02/13/15		3,500,000.00	100.000	3,500,000.00	0.00	0.00	0.00	3,500,000.00
<b>Total for Series 2007 CO Bonds</b>					<b>13,500,000.00</b>		<b>13,495,000.00</b>	<b>(37,666.97)</b>	<b>2,597.25</b>	<b>2,402.75</b>	<b>13,497,597.25</b>
<b>Series 2007 GO Bonds</b>											
3135G0FN8	11/21/11	AGCY CALL	FNMA 0.550 11/21/13		0.00	99.915	0.00	2,426.00	0.00	0.00	0.00
3133EA3A4	10/02/12	AGCY CALL	FFCB 0.280 09/02/14		5,000,000.00	99.900	4,995,000.00	2,597.25	2,597.25	2,402.75	4,997,597.25
3134G3W71	11/26/12	AGCY CALL	FHLMC 0.350 11/26/14	11/26/13	5,000,000.00	100.000	5,000,000.00	0.00	0.00	0.00	5,000,000.00
<b>Total for Series 2007 GO Bonds</b>					<b>10,000,000.00</b>		<b>9,995,000.00</b>	<b>5,023.25</b>	<b>2,597.25</b>	<b>2,402.75</b>	<b>9,997,597.25</b>
<b>Series 2008 GO Bonds</b>											
3134G3MM9	02/27/12	AGCY CALL	FHLMC 0.400 02/27/14		0.00	100.000	0.00	0.00	0.00	0.00	0.00
313380PR2	09/27/12	AGCY CALL	FHLB 0.300 06/27/14	03/27/13	0.00	100.000	0.00	0.00	0.00	0.00	0.00
313381Y66	03/27/13	AGCY CALL	FHLB 0.320 02/13/15	10/13/13	7,000,000.00	100.000	7,000,000.00	0.00	0.00	0.00	7,000,000.00
313382CG6	03/12/13	AGCY CALL	FHLB 0.320 03/12/15	12/12/13	5,000,000.00	99.900	4,999,500.00	137.90	137.90	362.10	4,999,637.90
<b>Total for Series 2008 GO Bonds</b>					<b>12,000,000.00</b>		<b>11,999,500.00</b>	<b>137.90</b>	<b>137.90</b>	<b>362.10</b>	<b>11,999,637.90</b>
<b>Solid Waste Operating Fund</b>											
3134G4FE3	09/04/13	AGCY CALL	FHLMC 0.400 09/04/15	09/04/14	1,800,000.00	99.875	1,797,750.00	84.08	84.08	2,165.92	1,797,834.08
<b>Total for Solid Waste Operating Fund</b>					<b>1,800,000.00</b>		<b>1,797,750.00</b>	<b>84.08</b>	<b>84.08</b>	<b>2,165.92</b>	<b>1,797,834.08</b>



**City of Frisco**  
**Amortization and Accretion**  
 From 09/30/2012 to 09/30/2013

CUSIP	Settle Date	Security Type	Security Description	Next Call Date	Purchase Qty	Orig Price	Original Cost	Amrt/Accr for Period	Total Amrt/Accr Since Purch	Remaining Disc / Prem	Book Value
<b>Stormwater Operating Fund</b>											
3135G0PJ6	03/25/13	AGCY CALL	FNMA 0.400 03/25/15	12/25/13	500,000.00	100.057	500,287.00	(287.00)	(287.00)	0.00	500,000.00
<b>Total for Stormwater Operating Fund</b>					<b>500,000.00</b>		<b>500,287.00</b>	<b>(287.00)</b>	<b>(287.00)</b>	<b>0.00</b>	<b>500,000.00</b>
<b>Superdrome</b>											
3134G2UA8	09/13/12	AGCY BULET	FHLMC 1.000 08/20/14		1,500,000.00	101.346	1,520,196.00	(10,418.22)	(10,938.54)	(9,257.46)	1,509,257.46
<b>Total for Superdrome</b>					<b>1,500,000.00</b>		<b>1,520,196.00</b>	<b>(10,418.22)</b>	<b>(10,938.54)</b>	<b>(9,257.46)</b>	<b>1,509,257.46</b>
<b>Water &amp; Sewer Fund</b>											
3133XX7F8	02/27/12	AGCY BULET	FHLB 1.625 03/20/13		0.00	101.490	0.00	(32,890.65)	0.00	0.00	0.00
3135G0PJ6	03/25/13	AGCY CALL	FNMA 0.400 03/25/15	12/25/13	4,645,000.00	100.060	4,647,782.36	(2,782.36)	(2,782.36)	0.00	4,645,000.00
3134G42V9	04/29/13	AGCY CALL	FHLMC 0.320 04/29/15	10/29/13	5,000,000.00	100.000	5,000,000.00	0.00	0.00	0.00	5,000,000.00
<b>Total for Water &amp; Sewer Fund</b>					<b>9,645,000.00</b>		<b>9,647,782.36</b>	<b>(35,673.01)</b>	<b>(2,782.36)</b>	<b>0.00</b>	<b>9,645,000.00</b>
<b>Water &amp; Sewer Imp Fees</b>											
3134G23H3	02/09/12	AGCY BULET	FHLMC 0.500 10/15/13		3,000,000.00	100.327	3,009,810.00	(5,833.83)	(9,582.93)	(227.07)	3,000,227.07
3134G4FE3	09/04/13	AGCY CALL	FHLMC 0.400 09/04/15	09/04/14	5,000,000.00	99.875	4,993,750.00	233.55	233.55	6,016.45	4,993,983.55
<b>Total for Water &amp; Sewer Imp Fees</b>					<b>8,000,000.00</b>		<b>8,003,560.00</b>	<b>(5,600.28)</b>	<b>(9,349.38)</b>	<b>5,789.38</b>	<b>7,994,210.62</b>
<b>Workforce Housing</b>											
3134G2UA8	09/13/12	AGCY BULET	FHLMC 1.000 08/20/14		350,000.00	101.346	354,712.40	(2,430.92)	(2,552.33)	(2,160.07)	352,160.07
<b>Total for Workforce Housing</b>					<b>350,000.00</b>		<b>354,712.40</b>	<b>(2,430.92)</b>	<b>(2,552.33)</b>	<b>(2,160.07)</b>	<b>352,160.07</b>
<b>Total for City of Frisco</b>					<b>130,698,504.60</b>		<b>130,776,019.80</b>	<b>(116,847.06)</b>	<b>(72,157.42)</b>	<b>(5,357.78)</b>	<b>130,703,862.38</b>



**City of Frisco**  
**Projected Cash Flows**  
*Cash Flows for next 180 days from 09/30/2013*

CUSIP	Security Type	Security Description	Pay Date	Interest	Principal	Total Amount
<b>Capital Proj / Esc</b>						
3133ECL69	AGCY CALL	FFCB 0.250 04/15/15	10/15/13	1,875.00	0.00	1,875.00
3134G2UA8	AGCY BULET	FHLMC 1.000 08/20/14	02/20/14	15,750.00	0.00	15,750.00
<b>Total for Capital Proj / Esc</b>				<b>17,625.00</b>	<b>0.00</b>	<b>17,625.00</b>
<b>Capital Project Reserve Fund</b>						
3134G23H3	AGCY BULET	FHLMC 0.500 10/15/13	10/15/13	2,500.00	1,000,000.00	1,002,500.00
<b>Total for Capital Project Reserve Fund</b>				<b>2,500.00</b>	<b>1,000,000.00</b>	<b>1,002,500.00</b>
<b>Capital Reserve Fund</b>						
3134G4FE3	AGCY CALL	FHLMC 0.400 09/04/15	03/04/14	3,000.00	0.00	3,000.00
<b>Total for Capital Reserve Fund</b>				<b>3,000.00</b>	<b>0.00</b>	<b>3,000.00</b>
<b>CDC Fund</b>						
3134G42V9	AGCY CALL	FHLMC 0.320 04/29/15	10/29/13	8,000.00	0.00	8,000.00
313383HD6	AGCY CALL	FHLB 0.350 06/24/15	12/24/13	3,325.00	0.00	3,325.00
313382CG6	AGCY CALL	FHLB 0.320 03/12/15	03/12/14	3,200.00	0.00	3,200.00
<b>Total for CDC Fund</b>				<b>14,525.00</b>	<b>0.00</b>	<b>14,525.00</b>
<b>CIP Contributions</b>						
3133822N2	AGCY CALL	FHLB 0.350 02/20/15	02/20/14	8,750.00	0.00	8,750.00
<b>Total for CIP Contributions</b>				<b>8,750.00</b>	<b>0.00</b>	<b>8,750.00</b>



**City of Frisco**  
**Projected Cash Flows**  
*Cash Flows for next 180 days from 09/30/2013*

CUSIP	Security Type	Security Description	Pay Date	Interest	Principal	Total Amount
<b>EDC Fund</b>						
CD-2041	CD	American Bk of TX CD 0.350 02/10/14	11/10/13	885.28	0.00	885.28
313383HD6	AGCY CALL	FHLB 0.350 06/24/15	12/24/13	3,325.00	0.00	3,325.00
CD-2041	CD	American Bk of TX CD 0.350 02/10/14	02/10/14	887.71	1,003,504.60	1,004,392.31
313381Y66	AGCY CALL	FHLB 0.320 02/13/15	02/13/14	2,000.00	0.00	2,000.00
313382CG6	AGCY CALL	FHLB 0.320 03/12/15	03/12/14	7,600.00	0.00	7,600.00
<b>Total for EDC Fund</b>				<b>14,697.99</b>	<b>1,003,504.60</b>	<b>1,018,202.59</b>
<b>General Operating Fund</b>						
3134G23H3	AGCY BULET	FHLMC 0.500 10/15/13	10/15/13	13,750.00	5,500,000.00	5,513,750.00
313397MZ1	AGCY DISCO	FHLMC 0.000 10/15/13	10/15/13	0.00	5,000,000.00	5,000,000.00
313382CG6	AGCY CALL	FHLB 0.320 03/12/15	03/12/14	6,400.00	0.00	6,400.00
<b>Total for General Operating Fund</b>				<b>20,150.00</b>	<b>10,500,000.00</b>	<b>10,520,150.00</b>
<b>Impact Fees</b>						
3134G23H3	AGCY BULET	FHLMC 0.500 10/15/13	10/15/13	7,500.00	3,000,000.00	3,007,500.00
313381Y66	AGCY CALL	FHLB 0.320 02/13/15	02/13/14	3,200.00	0.00	3,200.00
3133822N2	AGCY CALL	FHLB 0.350 02/20/15	02/20/14	8,750.00	0.00	8,750.00
3134G4FE3	AGCY CALL	FHLMC 0.400 09/04/15	03/04/14	8,000.00	0.00	8,000.00
<b>Total for Impact Fees</b>				<b>27,450.00</b>	<b>3,000,000.00</b>	<b>3,027,450.00</b>
<b>Insurance Reserve Fund</b>						
3134G23H3	AGCY BULET	FHLMC 0.500 10/15/13	10/15/13	1,000.00	400,000.00	401,000.00
3134G4FE3	AGCY CALL	FHLMC 0.400 09/04/15	03/04/14	1,000.00	0.00	1,000.00
<b>Total for Insurance Reserve Fund</b>				<b>2,000.00</b>	<b>400,000.00</b>	<b>402,000.00</b>



**City of Frisco**  
**Projected Cash Flows**  
*Cash Flows for next 180 days from 09/30/2013*

CUSIP	Security Type	Security Description	Pay Date	Interest	Principal	Total Amount
<b>Park Dedication Fees</b>						
3133ECL69	AGCY CALL	FFCB 0.250 04/15/15	10/15/13	4,375.00	0.00	4,375.00
3134G4FE3	AGCY CALL	FHLMC 0.400 09/04/15	03/04/14	1,000.00	0.00	1,000.00
<b>Total for Park Dedication Fees</b>				<b>5,375.00</b>	<b>0.00</b>	<b>5,375.00</b>
<b>Public Art Fund</b>						
3134G23H3	AGCY BULET	FHLMC 0.500 10/15/13	10/15/13	625.00	250,000.00	250,625.00
<b>Total for Public Art Fund</b>				<b>625.00</b>	<b>250,000.00</b>	<b>250,625.00</b>
<b>Series 2007 CO Bonds</b>						
3134G3W71	AGCY CALL	FHLMC 0.350 11/26/14	11/26/13	8,750.00	0.00	8,750.00
313381Y66	AGCY CALL	FHLB 0.320 02/13/15	02/13/14	5,600.00	0.00	5,600.00
3133EA3A4	AGCY CALL	FFCB 0.280 09/02/14	03/02/14	7,000.00	0.00	7,000.00
<b>Total for Series 2007 CO Bonds</b>				<b>21,350.00</b>	<b>0.00</b>	<b>21,350.00</b>
<b>Series 2007 GO Bonds</b>						
3134G3W71	AGCY CALL	FHLMC 0.350 11/26/14	11/26/13	8,750.00	0.00	8,750.00
3133EA3A4	AGCY CALL	FFCB 0.280 09/02/14	03/02/14	7,000.00	0.00	7,000.00
<b>Total for Series 2007 GO Bonds</b>				<b>15,750.00</b>	<b>0.00</b>	<b>15,750.00</b>
<b>Series 2008 GO Bonds</b>						
313381Y66	AGCY CALL	FHLB 0.320 02/13/15	02/13/14	11,200.00	0.00	11,200.00
313382CG6	AGCY CALL	FHLB 0.320 03/12/15	03/12/14	8,000.00	0.00	8,000.00
<b>Total for Series 2008 GO Bonds</b>				<b>19,200.00</b>	<b>0.00</b>	<b>19,200.00</b>



**City of Frisco**  
**Projected Cash Flows**  
*Cash Flows for next 180 days from 09/30/2013*

CUSIP	Security Type	Security Description	Pay Date	Interest	Principal	Total Amount
<b>Solid Waste Operating Fund</b>						
3134G4FE3	AGCY CALL	FHLMC 0.400 09/04/15	03/04/14	3,600.00	0.00	3,600.00
<b>Total for Solid Waste Operating Fund</b>				<b>3,600.00</b>	<b>0.00</b>	<b>3,600.00</b>
<b>Superdrome</b>						
3134G2UA8	AGCY BULET	FHLMC 1.000 08/20/14	02/20/14	7,500.00	0.00	7,500.00
<b>Total for Superdrome</b>				<b>7,500.00</b>	<b>0.00</b>	<b>7,500.00</b>
<b>Water &amp; Sewer Fund</b>						
3134G42V9	AGCY CALL	FHLMC 0.320 04/29/15	10/29/13	8,000.00	0.00	8,000.00
<b>Total for Water &amp; Sewer Fund</b>				<b>8,000.00</b>	<b>0.00</b>	<b>8,000.00</b>
<b>Water &amp; Sewer Imp Fees</b>						
3134G23H3	AGCY BULET	FHLMC 0.500 10/15/13	10/15/13	7,500.00	3,000,000.00	3,007,500.00
3134G4FE3	AGCY CALL	FHLMC 0.400 09/04/15	03/04/14	10,000.00	0.00	10,000.00
<b>Total for Water &amp; Sewer Imp Fees</b>				<b>17,500.00</b>	<b>3,000,000.00</b>	<b>3,017,500.00</b>
<b>Workforce Housing</b>						
3134G2UA8	AGCY BULET	FHLMC 1.000 08/20/14	02/20/14	1,750.00	0.00	1,750.00
<b>Total for Workforce Housing</b>				<b>1,750.00</b>	<b>0.00</b>	<b>1,750.00</b>





**City of Frisco**  
**Projected Cash Flows**  
*Cash Flows for next 180 days from 09/30/2013*

CUSIP	Security Type	Security Description	Pay Date	Interest	Principal	Total Amount
-------	---------------	----------------------	----------	----------	-----------	--------------

**Total for All Portfolios**

	October 2013	55,125.00	18,150,000.00	18,205,125.00
	November 2013	18,385.28	0.00	18,385.28
	December 2013	6,650.00	0.00	6,650.00
	February 2014	65,387.71	1,003,504.60	1,068,892.31
	March 2014	65,800.00	0.00	65,800.00
<b>Total Projected Cash Flows for City of Frisco</b>				<b>211,347.99      19,153,504.60      19,364,852.59</b>