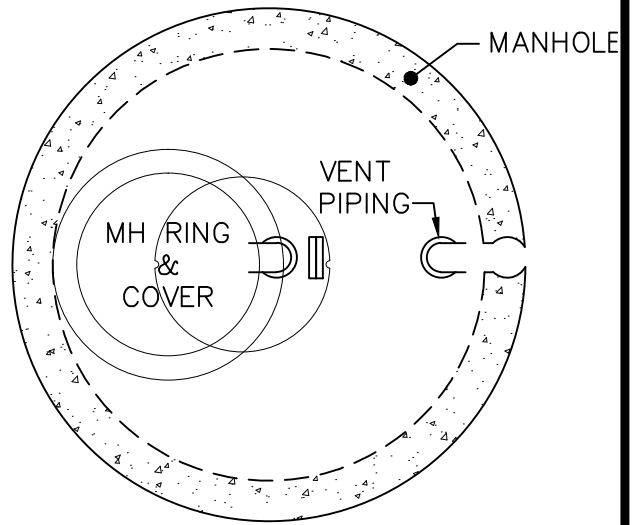
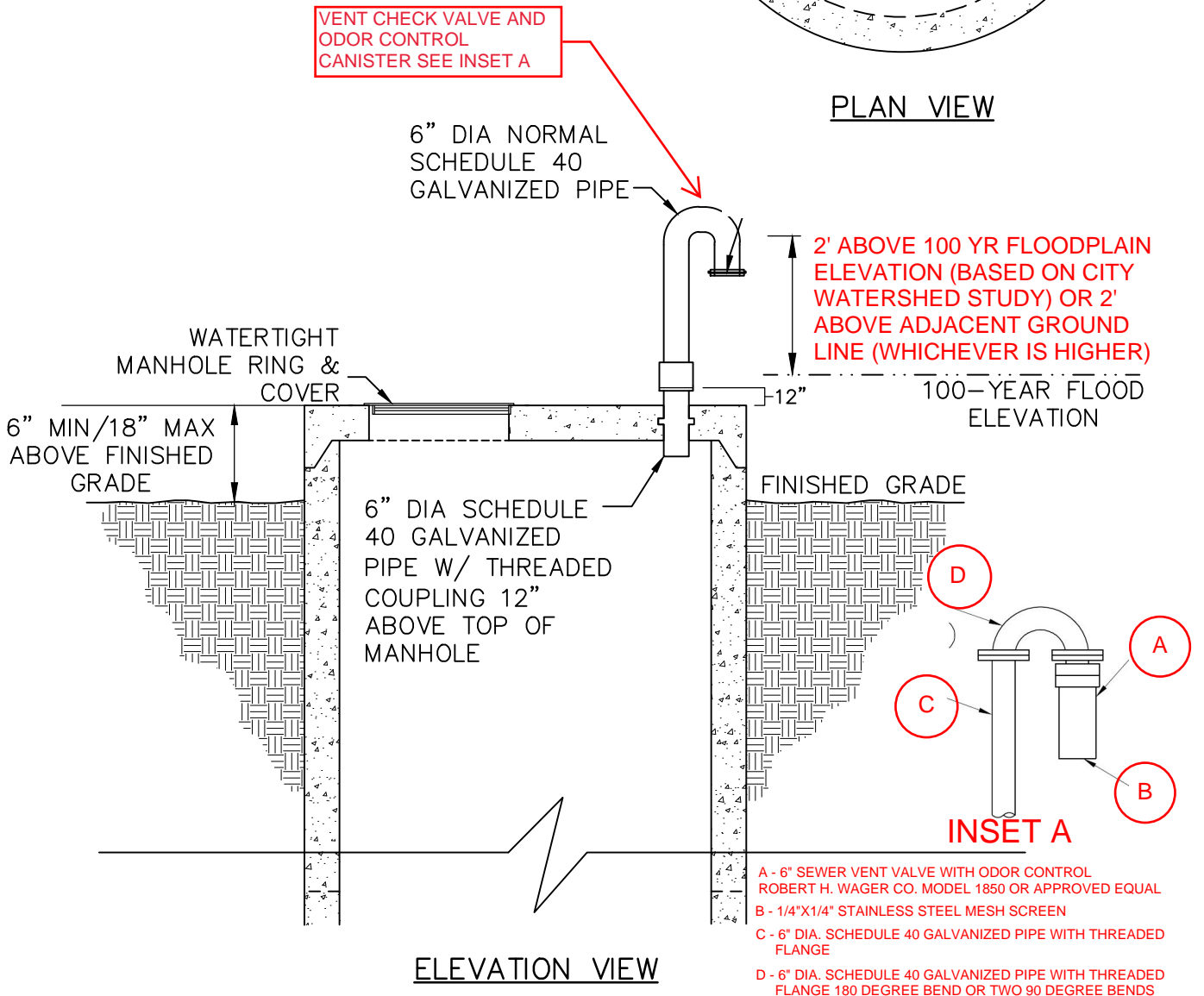


**NOTES:**

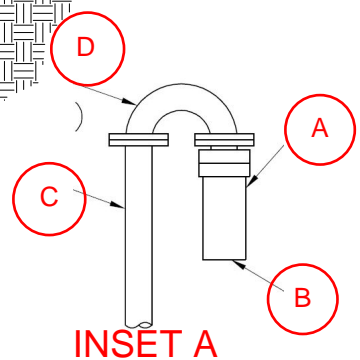
1. VENT PIPE OPENING IN PRECAST POLYMER CONCRETE MANHOLE WALL SHALL BE PRECAST BY MANHOLE MANUFACTURER.
2. LOCATION OF VENT PIPE SHALL BE OPPOSITE THE MANHOLE OPENING WITH WATERTIGHT RING AND COVER VENT TOP TO BE ELEVATED AT LEAST 24 INCHES ABOVE THE 100 YEAR FLOOD PLAIN ELEVATION OR 2' ABOVE ADJACENT GROUND LEVEL (WHICHEVER IS GREATER).



PLAN VIEW



ELEVATION VIEW



- A - 6" SEWER VENT VALVE WITH ODOR CONTROL ROBERT H. WAGER CO. MODEL 1850 OR APPROVED EQUAL
- B - 1/4"X1/4" STAINLESS STEEL MESH SCREEN
- C - 6" DIA. SCHEDULE 40 GALVANIZED PIPE WITH THREADED FLANGE
- D - 6" DIA. SCHEDULE 40 GALVANIZED PIPE WITH THREADED FLANGE 180 DEGREE BEND OR TWO 90 DEGREE BENDS



**STANDARD CONSTRUCTION DETAIL**

**VENTED FLAT TOP MANHOLE**

SCALE: N.T.S.

REVISED: SEP 2019

S04-A