



PLEASE NOTE: Although the American Community Survey (ACS) produces population, demographic and housing unit estimates, [the Census Population Estimates Program provides the official counts of the population and housing units](#) for the nation, states, counties, cities and towns. **Single-year ACS data is extrapolated from a small-sample, and should be used w/ caution** as the margin of error is higher than in some other statistical sources; where available, data should be compared to other data sources and other years. Numbers and percentages listed below are rounded. For additional information, or guidance on data usage, please call 972-292-5357.

POPULATION OF FRISCO:

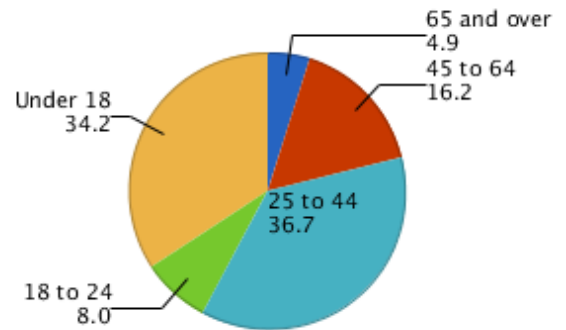


In 2011, Frisco, Texas, had a total population of approximately 121,400 - 59,800 (49.2%) females and 61,600 (50.8% percent) males. The median age was 31.0 years. 34.2% percent of the population was under 18 years and 4.9% percent was 65 years and older.



For people reporting race:

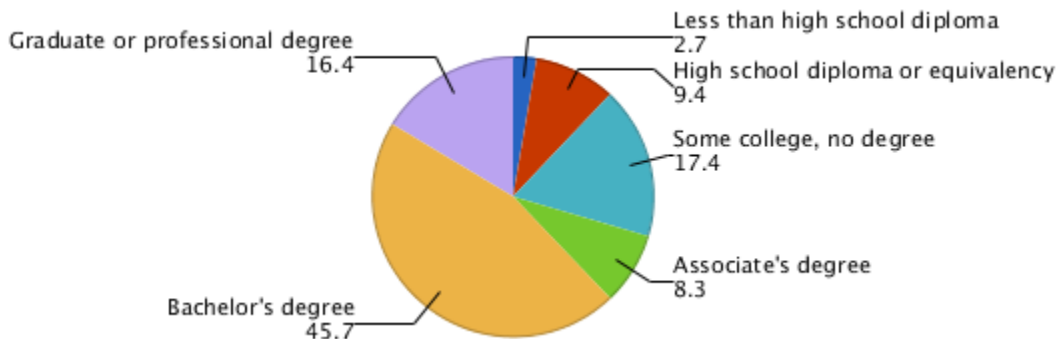
- 70.0% White
- 8.7% Black or African American
- 7.1% Asian
- 3.6% Other or Multiple Race(s)
- 10.6% Hispanic, Any Race



EDUCATION

In 2011, of people 25 years and over, 97.3% had a high school diploma or GED, and 62.1% had a bachelor's degree or higher. Three percent were dropouts; they were not enrolled in school and had not graduated from high school.

The total school enrollment in Frisco, Texas, was approximately 40,400 in 2011. Nursery school and kindergarten enrollment was 6,800 and elementary or high school enrollment was 27,000 children. College or graduate school enrollment was 6,800.

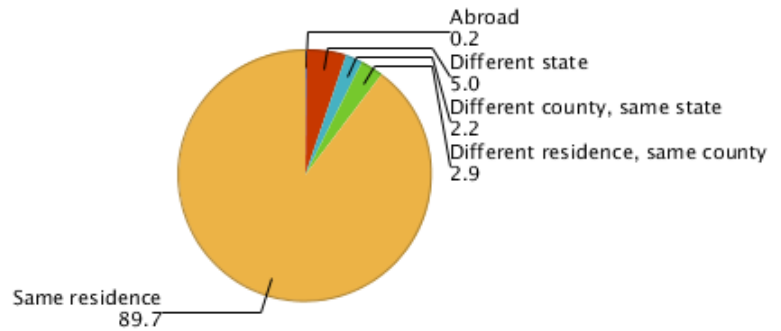


DISABILITY


In Frisco, Texas, among the civilian non-institutionalized population in 2011, 4.3% reported a disability. The likelihood of having a disability varied by age - from 2 percent of people under 18 years old, to 4 percent of people 18 to 64 years old, and to 22 percent of those 65 and over.


GEOGRAPHIC MOBILITY

In 2011, 89.7% of the people at least one year old living in Frisco, were living in the same residence one year earlier.



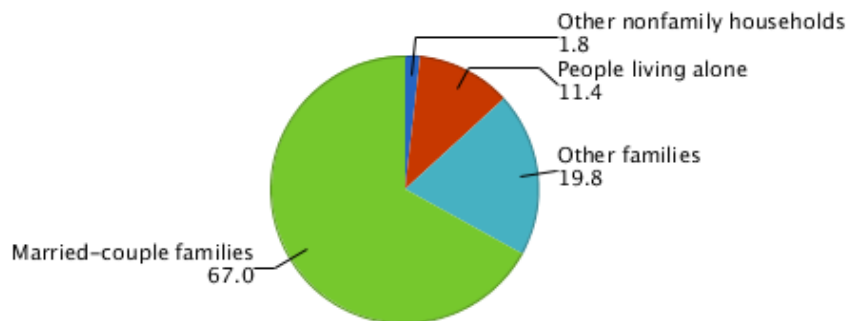
HOUSEHOLDS AND FAMILIES:

 In 2011 there were approximately 39,100 households in Frisco, Texas. The average household size was 3.1 people; the average family size was 3.32 people.

 Families made up 86.8 percent of the households in Frisco, Texas. This figure includes both married-couple families (67.0%) and other families (19.8%). 10.0% are female householder families with no husband present with own children under 18 years.

Nonfamily households made up 13.2% of all households in Frisco. Most of the nonfamily households were people living alone, but some were composed of people living in households in which no one was related to the householder.

In Frisco, Texas, 54.6% of all households have one or more people under the age of 18; 17.1% of all households have one or more people 60 years and over.



Among persons 15 and older, 66.7% of males and 65.4% of females are currently married.

| Population 15 years and over | Males | Females |
|-------------------------------|-------|---------|
| Never married | 26.0 | 19.1 |
| Now married, except separated | 66.7 | 65.4 |
| Separated | 0.0 | 2.0 |
| Widowed | 0.7 | 3.9 |
| Divorced | 6.7 | 11.6 |

HOUSING CHARACTERISTICS



In 2011, Frisco, Texas, had a total of 41,100 housing units, 5.0% percent of which were vacant. Of the total housing units, 82.9% were in single-unit structures, 16.3% percent were in multi-unit structures, and 0.8% were mobile homes. Ninety- percent of the housing units were built since 1990.

Of these housing units, 81 percent have three or more bedrooms.



Of the 39,100 occupied housing units - 29,000 (75 percent) were owner occupied and 9,700 (25 percent) were renter occupied. Two hundred percent of householders of these units had moved in since 2000. Minus three million three hundred ninety-nine thousand seven hundred forty-two percent of the owner occupied units had a mortgage. Two percent of the households did not have telephone service. Zero percent had no vehicles available and another 19 percent had three or more.

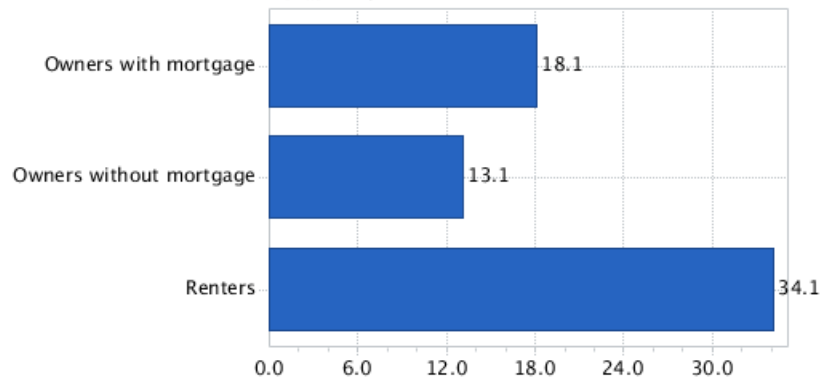
HOUSING COSTS

The median monthly housing costs for mortgaged owners was \$2,133, non-mortgaged owners \$746, and renters \$1,244.



Eighteen percent of owners with mortgages, 13 percent of owners without mortgages, and 34 percent of renters in Frisco, Texas, spent 30 percent or more of household income on housing (have a housing cost burden).

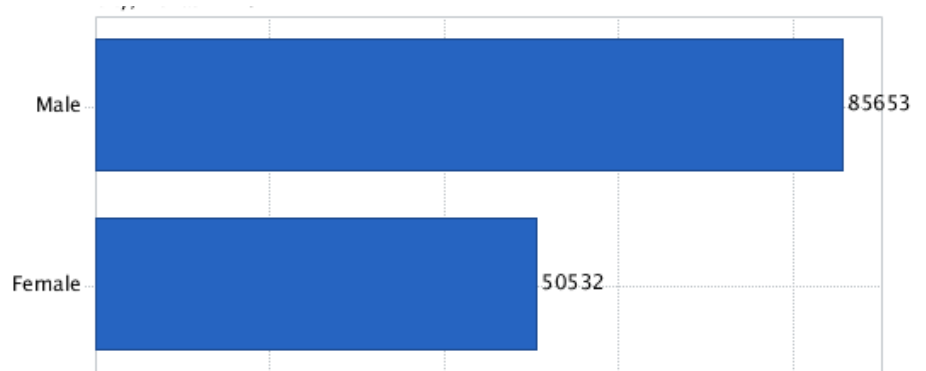
Occupants with a Housing Cost Burden in Frisco city, Texas in 2011



INCOME

The median income of households in Frisco, Texas, was \$106,232. 1.5% of households had income below \$15,000 a year and 55.8% had income over \$100,000 or more.

94.1% percent of the households received earnings and 8.4% received retirement income other than Social Security. 10.5% of the households received Social Security. The average income from Social Security was \$21,177. These income sources are not mutually exclusive; that is, some households received income from more than one source.



EMPLOYMENT STATUS AND TYPE OF EMPLOYER

In 2011, 86.0% of the people employed were private wage and salary workers; 7.9% were federal, state, or local government workers; and 6.2% were self-employed in their own (not incorporated) business.

Among those who commuted to work, it took them on average 28 minutes to get to work.

POVERTY AND PARTICIPATION IN GOVERNMENT PROGRAMS



In 2011, 3.3% of people were in poverty. 2.6% of children under 18 were below the poverty level, compared with less than 0.5% of people 65 years old and over. Three percent of all families and 6.2% of families with a female householder and no husband present had incomes below the poverty level.

Source: U.S. Census Bureau, 2011 American Community Survey

(X) = Data item not available