




PLEASE NOTE: Although the American Community Survey (ACS) produces population, demographic and housing unit estimates, **for 2010, the 2010 Census provides the official counts of the population and housing units** for the nation, states, counties, cities and towns. **Single-year ACS data is extrapolated from a small sample, and should be used w/ caution** as the margin of error is higher than in some other statistical sources; where available, data should be compared to other data sources and other years. Numbers and percentages listed below are rounded. For additional information, or guidance on data usage, please call 972-292-5357.

POPULATION OF FRISCO:


 In 2010, Frisco had a total population of 118,000 - 60,000 (51%) males and 58,000 (49%) females. The median age was 32 years. 37% of the population was under 18 years and 5% was 65 years and older.


 For people reporting one race alone:

74% was White;
 9% were Black or African American;
 <1% were American Indian and Alaska Native;
 9% were Asian;
 <1% was Native Hawaiian and Other Pacific Islander; and
 3% were Some other race. 5% reported Two or more races.

16% of the people in Frisco were Hispanic.
 61% of the people in Frisco were White non-Hispanic.
 People of Hispanic origin may be of any race.

HOUSEHOLDS AND FAMILIES:

 In 2010 there were 37,500 households in Frisco city. The average household size was 3.15 people; the average family size was 3.56.

 Families made up 81% of the households in Frisco city. This figure includes both married-couple families (70%) and other families. Nonfamily households made up 19% of all households in Frisco city. Most of the nonfamily households were people living alone, but some were composed of people living in households in which no one was related to the householder.

In 2010, 86% of the people at least one year old were living in the same residence one year earlier; 7% had moved during the past year from another residence in the same county, 4% from another county in the same state, 3% from another state, and <1% from abroad.

EDUCATION:

In 2010, 97% of people 25 years and over had at least graduated from high school and 56% had a bachelor's degree or higher. 3% were dropouts; they had not graduated from high school or received a GED.

The total school enrollment in Frisco was 37,700 in 2010. Nursery school and kindergarten enrollment was 7,100 and elementary or high school enrollment was 25,300 children. College or graduate school enrollment was 5,300.

DISABILITY:

In Frisco, in 2010, over 5,100 people reported a disability (4.4%).

The likelihood of having a disability varied by age:

- <1% of people under 5 years old,
- 4% of people 5 to 17 years old,
- 4% of people 18 to 64 years old, and
- 27% of those 65 and older.

TRAVEL TO WORK:

In 2010, 35% of workers living in Frisco also worked in Frisco.

In 2010, 45,500 vehicles (car, truck, or van) were used in commuting.

Among workers who commute to work, it took them on average 27.3 minutes to get to work.

- 81% of Frisco workers drove to work alone in 2010,
- 6% carpooled,
- <0.5% took public transportation, and
- 2% used other means.

11% worked at home.

INDUSTRIES & OCCUPATIONS:

In 2010, for the employed population 16 years and older, the leading industries in Frisco were

- Professional, scientific, and management, and administrative and waste management services, 16%,
- Educational services, and health care, and social assistance, 16%,
- Finance and insurance, and real estate and rental and leasing, 14%,
- Retail trade, 13%, and
- Manufacturing, 10%.

Among the most common occupations were:

- Management, professional, and related occupations, 53%;
- Sales and office occupations, 26%;
- Service occupations, 13%;
- Natural resources, construction, and maintenance occupations, 4%; and
- Production, transportation, and material moving occupations, 4%.

- 85% of the people employed were Private wage and salary workers;
- 9% were Federal, state, or local government workers; and
- 6% were Self-employed in own not incorporated business workers.

INCOME:

The 2010 median household income in Frisco was \$100,868.

95% of the households received earnings and 6% received retirement income other than Social Security. 11% of the households received Social Security. The average income from Social Security was \$14,800. These income sources are not mutually exclusive; that is, some households received income from more than one source.

The median family income was \$109,086; the per capita income was \$38,048.

POVERTY:

In 2010, 6% of people were in poverty. 7.5% of related children under 18 were below the poverty level, compared with 2.4% of people 65 years old and over.

5% of all families and 26% of families with a female householder and no husband present had incomes below the poverty level.

HOUSING OCCUPANCY & COSTS:



In 2010, Frisco had a total of 39,000 housing units, 3% of which were vacant. Of the total housing units, 84% were in single-unit structures, 14% were in multi-unit structures (2 or more units), and 2% were mobile homes. 91% of the housing units were built since 1990.



In 2010, Frisco had 37,500 occupied housing units - 78% owner occupied and 22% renter occupied.

2% of the households did not have access to a car, truck, or van for private use. Multi Vehicle households were not rare. 55% had two vehicles and another 217% had three or more.

<1% of the households did not have telephone service and <1% lacked complete kitchen facilities.

The median monthly housing costs for mortgaged owners was \$2,0121, non-mortgaged owners \$846, and renters \$1,065.

28% of homeowners and 51% of renters in Frisco spent 30% or more of household income on housing.

SOURCE: U.S. CENSUS BUREAU, 2010 AMERICAN COMMUNITY SURVEY