

City of Frisco



For the Fiscal Year Ended

September 30, 2014

Report Name

- Certification Page
- Executive Summary
- Benchmark Comparison
- Detail of Security Holdings
- Change in Value
- Earned Income
- Investment Transactions
- Amortization and Accretion
- Projected Fixed Income Cash Flows

MARKET RECAP:

Economic data released during the month of September followed the all too familiar path of the last several months, with one day's seemingly positive data offset by the next day's weaker data. The month opened with a bang as the August ISM manufacturing index surged to a lofty 59.0, the second highest since 2004. That was quickly followed by a strong non-manufacturing ISM, which reached a nine-year high at 59.6. Topping off the good news early in the month were auto sales, which rose 6.4% in August to an annualized 17.45 million unit pace, the highest in 8½ years. The August employment report went in the other direction as just 142k new jobs were created, well below the 230k forecasts were calling for. The unemployment rate ticked down from 6.2% to 6.1%, but the decline was due to a reduction in the labor force as the participation rate slipped back to 62.8%, matching a 35 year low. Average hourly earnings rose 0.2% in August and are up a paltry 2.1% year-over-year. Despite the lack of wage gains, consumers broke out the credit cards and went shopping in August as retail sales rose a respectable 0.6%, the biggest gain in four months, while July's previously unchanged reading was revised up to a gain of 0.3%. The corollary to this story is that consumer debt has reached an all-time high at \$3.2 trillion. Meanwhile, inflation remains subdued with the consumer price index (CPI) increasing 1.7% year-over-year through August while the Fed's preferred PCE measure is running at just 1.5%. Housing data continued the mixed pattern of the last several months. Existing homes sales sank 1.8% in August to a 5.05 million unit annual rate and are down 5.3% on a year-over-year basis. By contrast, new home sales jumped 18% to a 504k annual rate, the highest level since May 2008, though still a low level historically.

The major stock indices reached fresh record highs mid-month, but retreated into quarter-end and fell sharply on the first day of October. Bond yields climbed modestly during the month with the two-year Treasury yield rising from 0.49% to 0.57% and the 10-year from 2.34% to 2.49%. The Federal Reserve stayed on course, trimming QE3 by another \$10 billion to \$15 billion per month. The program should be terminated following the late-October FOMC meeting. A few minor tweaks to their official rate forecast did nothing to alter market expectations for the first rate hike to occur sometime around the middle of 2015. A few of the more dovish Fed members voiced caution, citing a history of tightening too quickly and the recent strength in the dollar as reasons to be patient. The dollar has appreciated sharply in recent months on geopolitical concerns and weakening economies in Europe, Japan, and China. This hurts U.S. exporters as our goods become more expensive abroad. At the same time, imported goods become cheaper for U.S. consumers, making it harder for U.S. producers to compete. The result can be a deflationary headwind to the economy, and just one more thing to worry about.

**For the Fiscal Year Ended
September 30, 2014**

This report is prepared for the **City of Frisco** (the "Entity") in accordance with Chapter 2256 of the Texas Public Funds Investment Act ("PFIA"). Section 2256.023(a) of the PFIA states that: "Not less than quarterly, the investment officer shall prepare and submit to the governing body of the entity a written report of the investment transactions for all funds covered by this chapter for the preceding reporting period." This report is signed by the Entity's investment officers and includes the disclosures required in the PFIA. To the extent possible, market prices have been obtained from independent pricing sources.

The investment portfolio complied with the PFIA and the Entity's approved Investment Policy and Strategy throughout the period. All investment transactions made in the portfolio during this period were made on behalf of the Entity and were made in full compliance with the PFIA and the approved Investment Policy.

Officer Names and Titles:

	
Name: Anita Cothran	Title: Director of Financial Services
	
Name: Danny Collier	Title: Assistant Finance Director

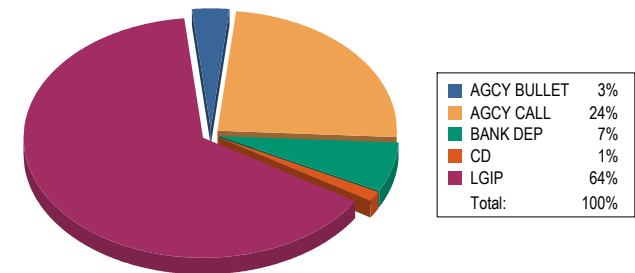
Account Summary

Allocation by Security Type

Beginning Values as of 09/30/13

Ending Values as of 09/30/14

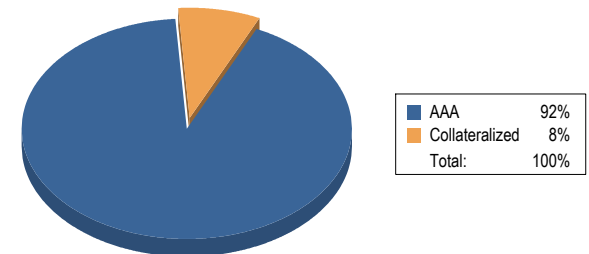
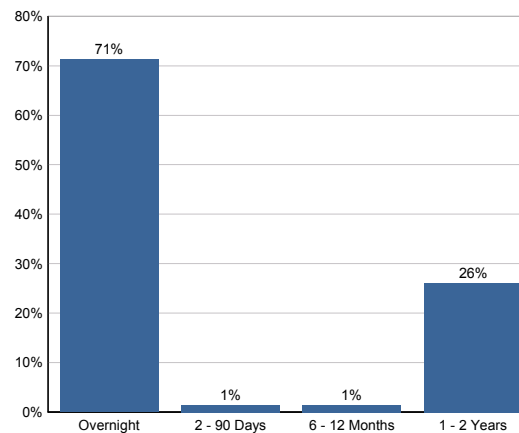
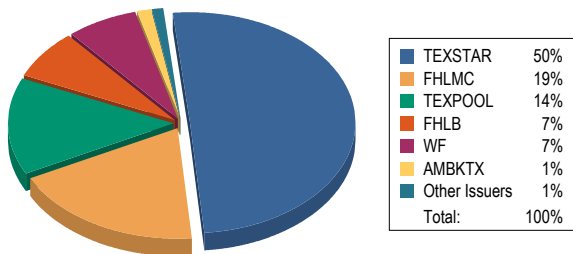
Par Value	303,069,312.26	439,075,148.94
Market Value	303,122,894.26	438,854,284.44
Book Value	303,074,883.10	439,064,151.91
Unrealized Gain / Loss	48,011.16	(209,867.47)
Market Value %	100.02%	99.95%
Weighted Avg. YTW	0.174%	0.173%
Weighted Avg. YTM	0.176%	0.174%



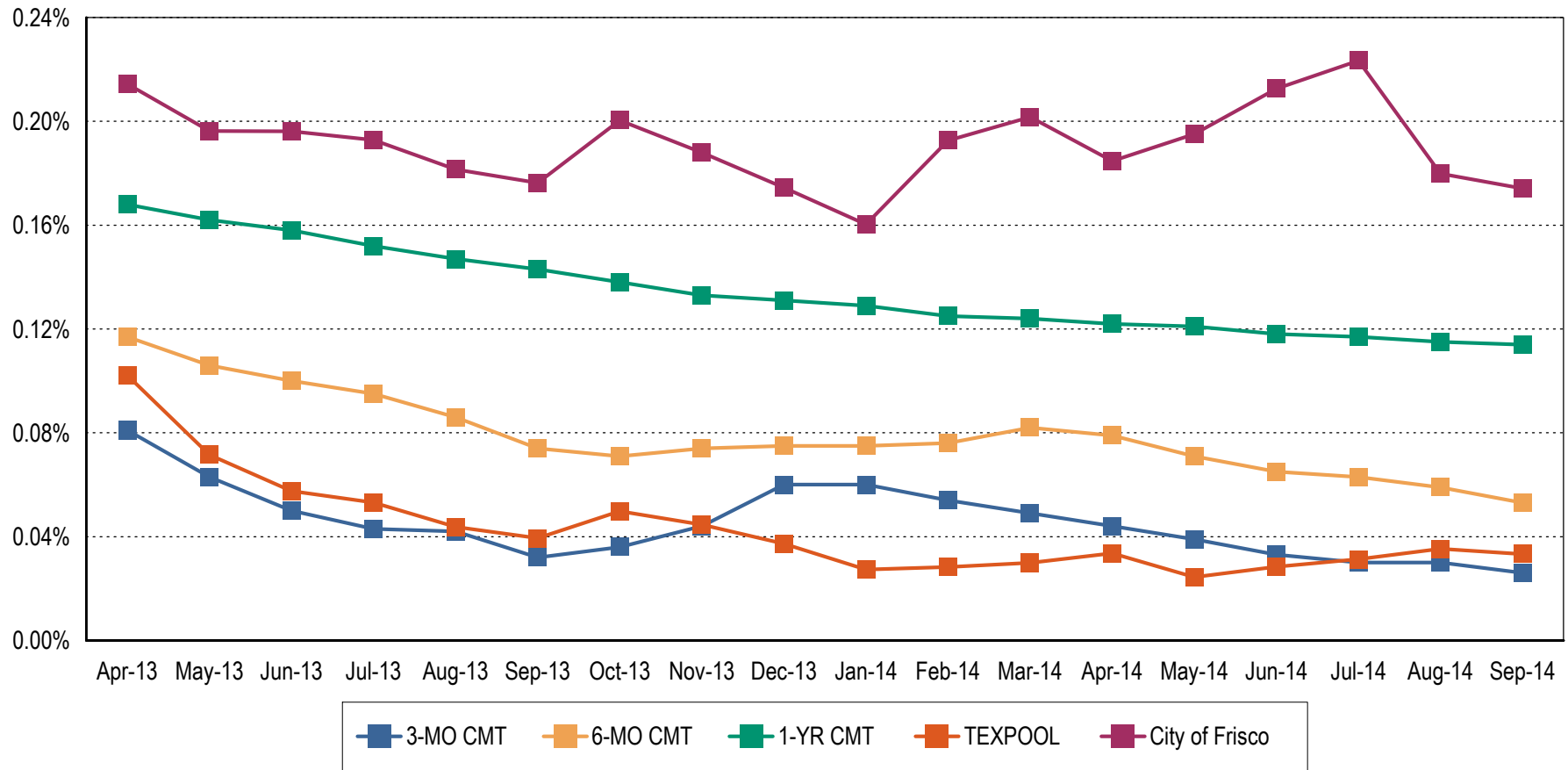
Allocation by Issuer

Maturity Distribution %

Credit Quality



Weighted Average Days to Maturity: 150



Note 1: CMT stands for Constant Maturity Treasury. This data is published in Federal Reserve Statistical Release H.15 and represents an average of all actively traded Treasury securities having that time remaining until maturity. This is a standard industry benchmark for Treasury securities. The CMT benchmarks are moving averages. The 3-month CMT is the daily average for the previous 3 months, the 6-month CMT is the daily average for the previous 6 months, and the 1-year and 2-year CMT's are the daily averages for the previous 12-months.

Note 2: Benchmark data for TexPool is the monthly average yield.

CUSIP	Settle Date	Sec. Type	Sec. Description	CPN	Mty Date	Next Call	Call Type	Par Value	Purch Price	Orig Cost	Book Value	Mkt Price	Market Value	Days to Mty	Days to Call	YTM	YTW
Capital Proj / Esc																	
TEXPOOL		LGIP	TexPool					5,896,607.13	100.000	5,896,607.13	5,896,607.13	100.000	5,896,607.13	1		0.033	0.033
WF-FRIS2		BANK DEP	Wells Fargo Ana Bus Cking					3,005,386.73	100.000	3,005,386.73	3,005,386.73	100.000	3,005,386.73	1		0.100	0.100
3130A0ZD5	03/03/14	AGCY CALL	FHLB	0.350	03/03/16	Anytime	CONT	3,000,000.00	99.913	2,997,390.00	2,998,141.98	99.760	2,992,800.00	520	5	0.394	0.394
3134G56P5	06/24/14	AGCY CALL	FHLMC	0.500	06/24/16	12/24/14	QRTLY	1,500,000.00	99.990	1,499,850.00	1,499,870.13	99.670	1,495,050.00	633	85	0.505	0.505
3130A2T30	08/26/14	AGCY CALL	FHLB	0.625	08/26/16	11/26/14	QRTLY	3,150,000.00	100.020	3,150,630.00	3,150,507.50	99.860	3,145,590.00	696	57	0.615	0.585
Total for Capital Proj / Esc								16,551,993.86	99.987	16,549,863.86	16,550,513.47	99.900	16,535,433.86	285		0.264	0.258
Capital Project Reserve Fund																	
3130A0GK0	12/30/13	AGCY CALL	FHLB	0.375	12/30/15	Expired	ONE TIME	500,000.00	99.970	499,850.00	499,906.33	100.090	500,450.00	456		0.390	0.390
Total for Capital Project Reserve Fund								500,000.00	99.970	499,850.00	499,906.33	100.090	500,450.00	456		0.390	0.390
Capital Reserve Fund																	
TEXPOOL		LGIP	TexPool					1,360,555.92	100.000	1,360,555.92	1,360,555.92	100.000	1,360,555.92	1		0.033	0.033
3134G5CP8	07/29/14	AGCY CALL	FHLMC	0.650	07/29/16	10/29/14	QRTLY	1,000,000.00	100.015	1,000,150.00	1,000,098.33	99.710	997,100.00	668	29	0.642	0.620
3134G5HA6	09/19/14	AGCY CALL	FHLMC	0.700	09/19/16	12/19/14	QRTLY	1,500,000.00	99.960	1,499,400.00	1,499,409.95	99.690	1,495,350.00	720	80	0.720	0.720
Total for Capital Reserve Fund								3,860,555.92	99.988	3,860,105.92	3,860,064.20	99.804	3,853,005.92	453		0.458	0.452
CDC CO Bonds 2013																	
TEXSTAR		LGIP	TexSTAR					4,491,804.73	100.000	4,491,804.73	4,491,804.73	100.000	4,491,804.73	1		0.032	0.032
3130A03Q1	02/25/14	AGCY BULET	FHLB	0.210	11/07/14			6,000,000.00	100.048	6,002,867.94	6,000,409.86	100.010	6,000,600.00	38		0.142	0.142
Total for CDC CO Bonds 2013								10,491,804.73	100.027	10,494,672.67	10,492,214.59	100.006	10,492,404.73	22		0.095	0.095

CUSIP	Settle Date	Sec. Type	Sec. Description	CPN	Mty Date	Next Call	Call Type	Par Value	Purch Price	Orig Cost	Book Value	Mkt Price	Market Value	Days to Mty	Days to Call	YTM	YTW
CDC Fund																	
TEXPOOL		LGIP	TexPool					8,440,295.48	100.000	8,440,295.48	8,440,295.48	100.000	8,440,295.48	1		0.033	0.033
TEXSTAR		LGIP	TexSTAR					283,134.89	100.000	283,134.89	283,134.89	100.000	283,134.89	1		0.032	0.032
3134G4QK7	12/31/13	AGCY CALL	FHLMC	0.350	12/31/15	12/31/14	QRTLY	2,000,000.00	100.000	2,000,000.00	2,000,000.00	99.890	1,997,800.00	457	92	0.350	0.350
3134G56P5	06/24/14	AGCY CALL	FHLMC	0.500	06/24/16	12/24/14	QRTLY	5,000,000.00	99.990	4,999,500.00	4,999,567.10	99.670	4,983,500.00	633	85	0.505	0.505
3130A2FG6	06/30/14	AGCY CALL	FHLB	0.570	06/30/16	12/30/14	QRTLY	1,900,000.00	100.000	1,900,000.00	1,900,000.00	99.670	1,893,730.00	639	91	0.570	0.570
Total for CDC Fund								17,623,430.37	99.997	17,622,930.37	17,622,997.47	99.858	17,598,460.37	301		0.261	0.261
CIP Contributions																	
TEXSTAR		LGIP	TexSTAR					6,252,352.82	100.000	6,252,352.82	6,252,352.82	100.000	6,252,352.82	1		0.032	0.032
Total for CIP Contributions								6,252,352.82	100.000	6,252,352.82	6,252,352.82	100.000	6,252,352.82	1		0.032	0.032
Court Fees																	
TEXPOOL		LGIP	TexPool					451,534.22	100.000	451,534.22	451,534.22	100.000	451,534.22	1		0.033	0.033
Total for Court Fees								451,534.22	100.000	451,534.22	451,534.22	100.000	451,534.22	1		0.033	0.033
Downtown Improvement																	
TEXPOOL		LGIP	TexPool					251,709.65	100.000	251,709.65	251,709.65	100.000	251,709.65	1		0.033	0.033
Total for Downtown Improvement								251,709.65	100.000	251,709.65	251,709.65	100.000	251,709.65	1		0.033	0.033

CUSIP	Settle Date	Sec. Type	Sec. Description	CPN	Mty Date	Next Call	Call Type	Par Value	Purch Price	Orig Cost	Book Value	Mkt Price	Market Value	Days to Mty	Days to Call	YTM	YTW
EDC Fund																	
TEXPOOL		LGIP	TexPool					7,536,530.41	100.000	7,536,530.41	7,536,530.41	100.000	7,536,530.41	1		0.033	0.033
TEXSTAR		LGIP	TexSTAR					26,729,827.35	100.000	26,729,827.35	26,729,827.35	100.000	26,729,827.35	1		0.032	0.032
CD-7912	05/17/14	CD	American Bk of TX CD	0.250	05/17/15			5,003,150.68	100.000	5,003,150.68	5,003,150.68	100.000	5,003,150.68	229		0.250	0.250
CD-2041-1	02/10/14	CD	American Bk of TX CD	0.500	08/10/15			1,007,770.02	100.000	1,007,770.02	1,007,770.02	100.000	1,007,770.02	314		0.500	0.500
3134G4HZ4	10/28/13	AGCY CALL	FHLMC	0.500	10/28/15	10/28/14	ONE TIME	1,250,000.00	100.000	1,250,000.00	1,250,000.00	100.030	1,250,375.00	393	28	0.500	0.500
3134G4QK7	12/31/13	AGCY CALL	FHLMC	0.350	12/31/15	12/31/14	QRTLY	4,750,000.00	100.000	4,750,000.00	4,750,000.00	99.890	4,744,775.00	457	92	0.350	0.350
3130A2FG6	06/30/14	AGCY CALL	FHLB	0.570	06/30/16	12/30/14	QRTLY	1,900,000.00	100.000	1,900,000.00	1,900,000.00	99.670	1,893,730.00	639	91	0.570	0.570
Total for EDC Fund								48,177,278.46	100.000	48,177,278.46	48,177,278.46	99.977	48,166,158.46	112		0.129	0.129
General Operating Fund																	
TEXPOOL		LGIP	TexPool					11,411,472.80	100.000	11,411,472.80	11,411,472.80	100.000	11,411,472.80	1		0.033	0.033
TEXSTAR		LGIP	TexSTAR					18,214,663.12	100.000	18,214,663.12	18,214,663.12	100.000	18,214,663.12	1		0.032	0.032
WF-FRISCO		BANK DEP	Wells Fargo Choice IV					19,917,658.44	100.000	19,917,658.44	19,917,658.44	100.000	19,917,658.44	1		0.220	0.220
3134G4QK7	12/31/13	AGCY CALL	FHLMC	0.350	12/31/15	12/31/14	QRTLY	4,000,000.00	100.000	4,000,000.00	4,000,000.00	99.890	3,995,600.00	457	92	0.350	0.350
3134G5CP8	07/29/14	AGCY CALL	FHLMC	0.650	07/29/16	10/29/14	QRTLY	5,500,000.00	100.015	5,500,825.00	5,500,540.82	99.710	5,484,050.00	668	29	0.642	0.620
Total for General Operating Fund								59,043,794.36	100.001	59,044,619.36	59,044,335.18	99.966	59,023,444.36	94		0.174	0.172
Hotel Motel Tourism																	
TEXPOOL		LGIP	TexPool					944,439.33	100.000	944,439.33	944,439.33	100.000	944,439.33	1		0.033	0.033
Total for Hotel Motel Tourism								944,439.33	100.000	944,439.33	944,439.33	100.000	944,439.33	1		0.033	0.033

CUSIP	Settle Date	Sec. Type	Sec. Description	CPN	Mty Date	Next Call	Call Type	Par Value	Purch Price	Orig Cost	Book Value	Mkt Price	Market Value	Days to Mty	Days to Call	YTM	YTW
Impact Fees																	
TEXPOOL		LGIP	TexPool					4,344,602.17	100.000	4,344,602.17	4,344,602.17	100.000	4,344,602.17	1		0.033	0.033
TEXSTAR		LGIP	TexSTAR					938,031.51	100.000	938,031.51	938,031.51	100.000	938,031.51	1		0.032	0.032
3134G4HZ4	10/28/13	AGCY CALL	FHLMC	0.500	10/28/15	10/28/14	ONE TIME	2,000,000.00	100.000	2,000,000.00	2,000,000.00	100.030	2,000,600.00	393	28	0.500	0.500
3134G53J2	05/20/14	AGCY CALL	FHLMC	0.550	05/20/16	11/20/14	QRTLY	8,000,000.00	100.000	8,000,000.00	8,000,000.00	99.540	7,963,200.00	598	51	0.550	0.550
3134G5CP8	07/29/14	AGCY CALL	FHLMC	0.650	07/29/16	10/29/14	QRTLY	3,000,000.00	100.015	3,000,450.00	3,000,294.99	99.710	2,991,300.00	668	29	0.642	0.620
3134G5HA6	09/19/14	AGCY CALL	FHLMC	0.700	09/19/16	12/19/14	QRTLY	4,000,000.00	99.960	3,998,400.00	3,998,426.52	99.690	3,987,600.00	720	80	0.720	0.720
Total for Impact Fees								22,282,633.68	99.995	22,281,483.68	22,281,355.19	99.743	22,225,333.68	469		0.466	0.463
Insurance Reserve Fund																	
TEXPOOL		LGIP	TexPool					15,212.61	100.000	15,212.61	15,212.61	100.000	15,212.61	1		0.033	0.033
3130A0GK0	12/30/13	AGCY CALL	FHLB	0.375	12/30/15	Expired	ONE TIME	1,000,000.00	99.970	999,700.00	999,812.66	100.090	1,000,900.00	456		0.390	0.390
3130A0SD3	02/21/14	AGCY BULET	FHLB	0.375	02/19/16			150,000.00	99.995	149,992.50	149,994.80	100.040	150,060.00	507		0.378	0.378
3130A1HY7	04/22/14	AGCY CALL	FHLB	0.500	04/22/16	04/22/15	ONE TIME	1,000,000.00	100.070	1,000,700.00	1,000,391.17	99.850	998,500.00	570	204	0.465	0.430
3134G5CP8	07/29/14	AGCY CALL	FHLMC	0.650	07/29/16	10/29/14	QRTLY	400,000.00	100.015	400,060.00	400,039.33	99.710	398,840.00	668	29	0.642	0.620
3134G5HA6	09/19/14	AGCY CALL	FHLMC	0.700	09/19/16	12/19/14	QRTLY	500,000.00	99.960	499,800.00	499,803.32	99.690	498,450.00	720	80	0.720	0.720
Total for Insurance Reserve Fund								3,065,212.61	100.008	3,065,465.11	3,065,253.89	99.894	3,061,962.61	564		0.499	0.484
Interest & Sinking Fund																	
TEXPOOL		LGIP	TexPool					3,509,620.29	100.000	3,509,620.29	3,509,620.29	100.000	3,509,620.29	1		0.033	0.033
TEXSTAR		LGIP	TexSTAR					780,286.65	100.000	780,286.65	780,286.65	100.000	780,286.65	1		0.032	0.032
Total for Interest & Sinking Fund								4,289,906.94	100.000	4,289,906.94	4,289,906.94	100.000	4,289,906.94	1		0.033	0.033
Panther Creek-PID																	
TEXPOOL		LGIP	TexPool					83,001.53	100.000	83,001.53	83,001.53	100.000	83,001.53	1		0.033	0.033
Total for Panther Creek-PID								83,001.53	100.000	83,001.53	83,001.53	100.000	83,001.53	1		0.033	0.033

CUSIP	Settle Date	Sec. Type	Sec. Description	CPN	Mty Date	Next Call	Call Type	Par Value	Purch Price	Orig Cost	Book Value	Mkt Price	Market Value	Days to Mty	Days to Call	YTM	YTW
Park Dedication Fees																	
TEXPOOL		LGIP	TexPool					4,375,922.30	100.000	4,375,922.30	4,375,922.30	100.000	4,375,922.30	1		0.033	0.033
TEXSTAR		LGIP	TexSTAR					663,794.48	100.000	663,794.48	663,794.48	100.000	663,794.48	1		0.032	0.032
3130A0GK0	12/30/13	AGCY CALL	FHLB	0.375	12/30/15	Expired	ONE TIME	3,000,000.00	99.970	2,999,100.00	2,999,437.98	100.090	3,002,700.00	456		0.390	0.390
3134G56P5	06/24/14	AGCY CALL	FHLMC	0.500	06/24/16	12/24/14	QRTLY	3,500,000.00	99.990	3,499,650.00	3,499,696.97	99.670	3,488,450.00	633	85	0.505	0.505
3134G5HA6	09/19/14	AGCY CALL	FHLMC	0.700	09/19/16	12/19/14	QRTLY	500,000.00	99.960	499,800.00	499,803.32	99.690	498,450.00	720	80	0.720	0.720
Total for Park Dedication Fees								12,039,716.78	99.988	12,038,266.78	12,038,655.05	99.914	12,029,316.78	328		0.288	0.288
PEG Fund																	
TEXPOOL		LGIP	TexPool					169,362.13	100.000	169,362.13	169,362.13	100.000	169,362.13	1		0.033	0.033
3130A0GK0	12/30/13	AGCY CALL	FHLB	0.375	12/30/15	Expired	ONE TIME	300,000.00	99.970	299,910.00	299,943.80	100.090	300,270.00	456		0.390	0.390
3130A0SD3	02/21/14	AGCY BULET	FHLB	0.375	02/19/16			200,000.00	99.995	199,990.00	199,993.06	100.040	200,080.00	507		0.378	0.378
Total for PEG Fund								669,362.13	99.985	669,262.13	669,298.99	100.052	669,712.13	356		0.296	0.296
Public Art Fund																	
TEXPOOL		LGIP	TexPool					31,647.61	100.000	31,647.61	31,647.61	100.000	31,647.61	1		0.033	0.033
3134G5CP8	07/29/14	AGCY CALL	FHLMC	0.650	07/29/16	10/29/14	QRTLY	250,000.00	100.015	250,037.50	250,024.58	99.710	249,275.00	668	29	0.642	0.620
Total for Public Art Fund								281,647.61	100.013	281,685.11	281,672.19	99.743	280,922.61	593		0.574	0.554
Series 2006 GO Bonds																	
TEXSTAR		LGIP	TexSTAR					5,885,056.77	100.000	5,885,056.77	5,885,056.77	100.000	5,885,056.77	1		0.032	0.032
Total for Series 2006 GO Bonds								5,885,056.77	100.000	5,885,056.77	5,885,056.77	100.000	5,885,056.77	1		0.032	0.032
Series 2007 CO-W&S																	
TEXSTAR		LGIP	TexSTAR					2,729,414.82	100.000	2,729,414.82	2,729,414.82	100.000	2,729,414.82	1		0.032	0.032
Total for Series 2007 CO-W&S								2,729,414.82	100.000	2,729,414.82	2,729,414.82	100.000	2,729,414.82	1		0.032	0.032

CUSIP	Settle Date	Sec. Type	Sec. Description	CPN	Mty Date	Next Call	Call Type	Par Value	Purch Price	Orig Cost	Book Value	Mkt Price	Market Value	Days to Mty	Days to Call	YTM	YTW
Series 2007 GO Bonds																	
TEXSTAR		LGIP	TexSTAR					1,580,074.78	100.000	1,580,074.78	1,580,074.78	100.000	1,580,074.78	1		0.032	0.032
Total for Series 2007 GO Bonds								1,580,074.78	100.000	1,580,074.78	1,580,074.78	100.000	1,580,074.78	1		0.032	0.032
Series 2008 GO Bonds																	
TEXSTAR		LGIP	TexSTAR					4,711,776.88	100.000	4,711,776.88	4,711,776.88	100.000	4,711,776.88	1		0.032	0.032
3134G4QK7	12/31/13	AGCY CALL	FHLMC	0.350	12/31/15	12/31/14	QRTLY	5,000,000.00	100.000	5,000,000.00	5,000,000.00	99.890	4,994,500.00	457	92	0.350	0.350
Total for Series 2008 GO Bonds								9,711,776.88	100.000	9,711,776.88	9,711,776.88	99.943	9,706,276.88	236		0.196	0.196
Series 2009 CO Bonds																	
TEXSTAR		LGIP	TexSTAR					208,299.73	100.000	208,299.73	208,299.73	100.000	208,299.73	1		0.032	0.032
Total for Series 2009 CO Bonds								208,299.73	100.000	208,299.73	208,299.73	100.000	208,299.73	1		0.032	0.032
Series 2013 CO-W&S																	
TEXSTAR		LGIP	TexSTAR					5,052,489.83	100.000	5,052,489.83	5,052,489.83	100.000	5,052,489.83	1		0.032	0.032
3133ED4A7	10/09/13	AGCY BULET	FFCB	0.375	10/07/15			5,000,000.00	99.845	4,992,245.00	4,996,038.30	100.100	5,005,000.00	372		0.453	0.453
3134G4HZ4	10/28/13	AGCY CALL	FHLMC	0.500	10/28/15	10/28/14	ONE TIME	5,000,000.00	100.000	5,000,000.00	5,000,000.00	100.030	5,001,500.00	393	28	0.500	0.500
3134G53J2	05/20/14	AGCY CALL	FHLMC	0.550	05/20/16	11/20/14	QRTLY	10,000,000.00	100.000	10,000,000.00	10,000,000.00	99.540	9,954,000.00	598	51	0.550	0.550
Total for Series 2013 CO-W&S								25,052,489.83	99.969	25,044,734.83	25,048,528.13	99.842	25,012,989.83	392		0.416	0.416
Series 2013 GO Bonds																	
TEXSTAR		LGIP	TexSTAR					11,255,007.24	100.000	11,255,007.24	11,255,007.24	100.000	11,255,007.24	1		0.032	0.032
3134G4HZ4	12/01/13	AGCY CALL	FHLMC	0.500	10/28/15	10/28/14	ONE TIME	5,000,000.00	100.000	5,000,000.00	5,000,000.00	100.030	5,001,500.00	393	28	0.500	0.500
Total for Series 2013 GO Bonds								16,255,007.24	100.000	16,255,007.24	16,255,007.24	100.009	16,256,507.24	122		0.176	0.176

CUSIP	Settle Date	Sec. Type	Sec. Description	CPN	Mty Date	Next Call	Call Type	Par Value	Purch Price	Orig Cost	Book Value	Mkt Price	Market Value	Days to Mty	Days to Call	YTM	YTW
Series 2013 GO Bonds - Refunding																	
TEXSTAR		LGIP	TexSTAR					1,947,512.03	100.000	1,947,512.03	1,947,512.03	100.000	1,947,512.03	1		0.032	0.032
Total for Series 2013 GO Bonds - Refunding								1,947,512.03	100.000	1,947,512.03	1,947,512.03	100.000	1,947,512.03	1		0.032	0.032
Series 2014 CO Bonds																	
TEXSTAR		LGIP	TexSTAR					89,218,614.08	100.000	89,218,614.08	89,218,614.08	100.000	89,218,614.08	1		0.032	0.032
Total for Series 2014 CO Bonds								89,218,614.08	100.000	89,218,614.08	89,218,614.08	100.000	89,218,614.08	1		0.032	0.032
Series 2014 CO-W&S																	
TEXSTAR		LGIP	TexSTAR					15,000,185.01	100.000	15,000,185.01	15,000,185.01	100.000	15,000,185.01	1		0.032	0.032
Total for Series 2014 CO-W&S								15,000,185.01	100.000	15,000,185.01	15,000,185.01	100.000	15,000,185.01	1		0.032	0.032
Series 2014 GO Bonds																	
TEXSTAR		LGIP	TexSTAR					22,000,271.30	100.000	22,000,271.30	22,000,271.30	100.000	22,000,271.30	1		0.032	0.032
Total for Series 2014 GO Bonds								22,000,271.30	100.000	22,000,271.30	22,000,271.30	100.000	22,000,271.30	1		0.032	0.032
Solid Waste Operating Fund																	
TEXPOOL		LGIP	TexPool					106,672.06	100.000	106,672.06	106,672.06	100.000	106,672.06	1		0.033	0.033
3134G5HA6	09/19/14	AGCY CALL	FHLMC	0.700	09/19/16	12/19/14	QRTLY	1,800,000.00	99.960	1,799,280.00	1,799,291.93	99.690	1,794,420.00	720	80	0.720	0.720
Total for Solid Waste Operating Fund								1,906,672.06	99.962	1,905,952.06	1,905,963.99	99.707	1,901,092.06	680		0.682	0.682
Special Events Fund																	
TEXPOOL		LGIP	TexPool					200,846.25	100.000	200,846.25	200,846.25	100.000	200,846.25	1		0.033	0.033
Total for Special Events Fund								200,846.25	100.000	200,846.25	200,846.25	100.000	200,846.25	1		0.033	0.033

CUSIP	Settle Date	Sec. Type	Sec. Description	CPN	Mty Date	Next Call	Call Type	Par Value	Purch Price	Orig Cost	Book Value	Mkt Price	Market Value	Days to Mty	Days to Call	YTM	YTW
Stormwater Operating Fund																	
TEXPOOL		LGIP	TexPool					92,127.70	100.000	92,127.70	92,127.70	100.000	92,127.70	1		0.033	0.033
3130A0GK0	12/30/13	AGCY CALL	FHLB	0.375	12/30/15	Expired	ONE TIME	500,000.00	99.970	499,850.00	499,906.33	100.090	500,450.00	456		0.390	0.390
Total for Stormwater Operating Fund								592,127.70	99.975	591,977.70	592,034.03	100.076	592,577.70	385		0.335	0.335
Superdrome																	
TEXPOOL		LGIP	TexPool					165,768.56	100.000	165,768.56	165,768.56	100.000	165,768.56	1		0.033	0.033
3130A2T30	08/26/14	AGCY CALL	FHLB	0.625	08/26/16	11/26/14	QRTLY	1,500,000.00	100.020	1,500,300.00	1,500,241.67	99.860	1,497,900.00	696	57	0.615	0.585
Total for Superdrome								1,665,768.56	100.018	1,666,068.56	1,666,010.23	99.874	1,663,668.56	627		0.557	0.530
TIRZ #1																	
TEXPOOL		LGIP	TexPool					5,966,401.99	100.000	5,966,401.99	5,966,401.99	100.000	5,966,401.99	1		0.033	0.033
Total for TIRZ #1								5,966,401.99	100.000	5,966,401.99	5,966,401.99	100.000	5,966,401.99	1		0.033	0.033
Traffic Control Enforcement																	
TEXPOOL		LGIP	TexPool					311,350.76	100.000	311,350.76	311,350.76	100.000	311,350.76	1		0.033	0.033
Total for Traffic Control Enforcement								311,350.76	100.000	311,350.76	311,350.76	100.000	311,350.76	1		0.033	0.033
Water & Sewer Cap Proj Arb Acct																	
TEXPOOL		LGIP	TexPool					13,345.01	100.000	13,345.01	13,345.01	100.000	13,345.01	1		0.033	0.033
Total for Water & Sewer Cap Proj Arb Acct								13,345.01	100.000	13,345.01	13,345.01	100.000	13,345.01	1		0.033	0.033

CUSIP	Settle Date	Sec. Type	Sec. Description	CPN	Mty Date	Next Call	Call Type	Par Value	Purch Price	Orig Cost	Book Value	Mkt Price	Market Value	Days to Mty	Days to Call	YTM	YTW
Water & Sewer Fund																	
TEXPOOL		LGIP	TexPool					2,327,235.36	100.000	2,327,235.36	2,327,235.36	100.000	2,327,235.36	1		0.033	0.033
TEXSTAR		LGIP	TexSTAR					2,672,579.45	100.000	2,672,579.45	2,672,579.45	100.000	2,672,579.45	1		0.032	0.032
3130A0GK0	12/30/13	AGCY CALL	FHLB	0.375	12/30/15	Expired	ONE TIME	4,645,000.00	99.970	4,643,606.50	4,644,129.81	100.090	4,649,180.50	456		0.390	0.390
Total for Water & Sewer Fund								9,644,814.81	99.986	9,643,421.31	9,643,944.62	100.043	9,648,995.31	220		0.205	0.205
Water & Sewer Imp Fees																	
TEXPOOL		LGIP	TexPool					3,834,265.99	100.000	3,834,265.99	3,834,265.99	100.000	3,834,265.99	1		0.033	0.033
TEXSTAR		LGIP	TexSTAR					7,879.52	100.000	7,879.52	7,879.52	100.000	7,879.52	1		0.032	0.032
WF-FRIS2		BANK DEP	Wells Fargo Ana Bus Cking					7,012,569.03	100.000	7,012,569.03	7,012,569.03	100.000	7,012,569.03	1		0.100	0.100
3130A0SD3	02/21/14	AGCY BULET	FHLB	0.375	02/19/16			3,000,000.00	99.995	2,999,850.00	2,999,895.90	100.040	3,001,200.00	507		0.378	0.378
3134G5CP8	07/29/14	AGCY CALL	FHLMC	0.650	07/29/16	10/29/14	QRTLY	3,000,000.00	100.015	3,000,450.00	3,000,294.99	99.710	2,991,300.00	668	29	0.642	0.620
3134G5HA6	09/19/14	AGCY CALL	FHLMC	0.700	09/19/16	12/19/14	QRTLY	5,000,000.00	99.960	4,998,000.00	4,998,033.15	99.690	4,984,500.00	720	80	0.720	0.720
Total for Water & Sewer Imp Fees								21,854,714.54	99.992	21,853,014.54	21,852,938.58	99.895	21,831,714.54	326		0.343	0.340
Workforce Housing																	
TEXPOOL		LGIP	TexPool					120,029.79	100.000	120,029.79	120,029.79	100.000	120,029.79	1		0.033	0.033
3130A2T30	08/26/14	AGCY CALL	FHLB	0.625	08/26/16	11/26/14	QRTLY	350,000.00	100.020	350,070.00	350,056.39	99.860	349,510.00	696	57	0.615	0.585
Total for Workforce Housing								470,029.79	100.015	470,099.79	470,086.18	99.896	469,539.79	519		0.466	0.444
Total for City of Frisco								439,075,148.94	99.997	439,061,853.38	439,064,151.91	99.950	438,854,284.44	150		0.174	0.173



City of Frisco
Change in Value
 From 09/30/2013 to 09/30/2014

CUSIP	Security Type	Security Description	09/30/13 Book Value	Cost of Purchases	Maturities / Calls / Sales	Amortization / Accretion	Realized Gain/(Loss)	09/30/14 Book Value	09/30/13 Market Value	09/30/14 Market Value	Change in Mkt Value
Capital Proj / Esc											
TEXPOOL	LGIP	TexPool	12,536,029.95	1,754,252.02	(8,393,674.84)	0.00	0.00	5,896,607.13	12,536,029.95	5,896,607.13	(6,639,422.82)
WF-FRIS2	BANK DEP	Wells Fargo Ana Bus Cking	3,002,394.37	2,992.36	0.00	0.00	0.00	3,005,386.73	3,002,394.37	3,005,386.73	2,992.36
3134G2UA8	AGCY BULET	FHLMC 1.000 08/20/14	3,169,440.67	0.00	(3,150,000.00)	(19,440.67)	0.00	0.00	3,172,995.00	0.00	(3,172,995.00)
3133ECL69	AGCY CALL	FFCB 0.250 04/15/15	1,498,845.06	0.00	(1,500,000.00)	1,154.94	0.00	0.00	1,499,100.00	0.00	(1,499,100.00)
3130A0ZD5	AGCY CALL	FHLB 0.350 03/03/16	0.00	2,997,390.00	0.00	751.98	0.00	2,998,141.98	0.00	2,992,800.00	2,992,800.00
3134G56P5	AGCY CALL	FHLMC 0.500 06/24/16	0.00	1,499,850.00	0.00	20.13	0.00	1,499,870.13	0.00	1,495,050.00	1,495,050.00
3130A2T30	AGCY CALL	FHLB 0.625 08/26/16	0.00	3,150,630.00	0.00	(122.50)	0.00	3,150,507.50	0.00	3,145,590.00	3,145,590.00
Total for Capital Proj / Esc			20,206,710.05	9,405,114.38	(13,043,674.84)	(17,636.12)	0.00	16,550,513.47	20,210,519.32	16,535,433.86	(3,675,085.46)
Capital Project Reserve Fund											
3130A0GK0	AGCY CALL	FHLB 0.375 12/30/15	0.00	499,850.00	0.00	56.33	0.00	499,906.33	0.00	500,450.00	500,450.00
Total for Capital Project Reserve Fund			0.00	499,850.00	0.00	56.33	0.00	499,906.33	0.00	500,450.00	500,450.00
Capital Reserve Fund											
TEXPOOL	LGIP	TexPool	346,051.88	1,014,504.04	0.00	0.00	0.00	1,360,555.92	346,051.88	1,360,555.92	1,014,504.04
3134G23H3	AGCY BULET	FHLMC 0.500 10/15/13	1,000,075.69	0.00	(1,000,000.00)	(75.69)	0.00	0.00	1,000,200.00	0.00	(1,000,200.00)
3135G0PJ6	AGCY CALL	FNMA 0.400 03/25/15	500,213.06	0.00	(500,000.00)	(213.06)	0.00	0.00	500,300.00	0.00	(500,300.00)
3134G4FE3	AGCY CALL	FHLMC 0.400 09/04/15	1,498,195.07	0.00	(1,500,000.00)	1,804.93	0.00	0.00	1,500,150.00	0.00	(1,500,150.00)
3133ED5T5	AGCY CALL	FFCB 0.375 10/28/15	0.00	999,000.00	(1,000,000.00)	1,000.00	0.00	0.00	0.00	0.00	0.00
3134G5CP8	AGCY CALL	FHLMC 0.650 07/29/16	0.00	1,000,150.00	0.00	(51.67)	0.00	1,000,098.33	0.00	997,100.00	997,100.00
3134G5HA6	AGCY CALL	FHLMC 0.700 09/19/16	0.00	1,499,400.00	0.00	9.95	0.00	1,499,409.95	0.00	1,495,350.00	1,495,350.00
Total for Capital Reserve Fund			3,344,535.70	4,513,054.04	(4,000,000.00)	2,474.46	0.00	3,860,064.20	3,346,701.88	3,853,005.92	506,304.04
CDC CO Bonds 2013											
TEXSTAR	LGIP	TexSTAR	15,000,247.89	9,471.73	(10,517,914.89)	0.00	0.00	4,491,804.73	15,000,247.89	4,491,804.73	(10,508,443.16)
3130A03Q1	AGCY BULET	FHLB 0.210 11/07/14	0.00	6,002,867.94	0.00	(2,458.08)	0.00	6,000,409.86	0.00	6,000,600.00	6,000,600.00
Total for CDC CO Bonds 2013			15,000,247.89	6,012,339.67	(10,517,914.89)	(2,458.08)	0.00	10,492,214.59	15,000,247.89	10,492,404.73	(4,507,843.16)



City of Frisco
Change in Value
 From 09/30/2013 to 09/30/2014

CUSIP	Security Type	Security Description	09/30/13 Book Value	Cost of Purchases	Maturities / Calls / Sales	Amortization / Accretion	Realized Gain/(Loss)	09/30/14 Book Value	09/30/13 Market Value	09/30/14 Market Value	Change in Mkt Value
CDC Fund											
TEXPOOL	LGIP	TexPool	5,391,314.80	13,121,891.02	(10,072,910.34)	0.00	0.00	8,440,295.48	5,391,314.80	8,440,295.48	3,048,980.68
TEXSTAR	LGIP	TexSTAR	273,856.88	5,009,233.17	(4,999,955.16)	0.00	0.00	283,134.89	273,856.88	283,134.89	9,278.01
313382CG6	AGCY CALL	FHLB 0.320 03/12/15	1,999,855.16	0.00	(2,000,000.00)	144.84	0.00	0.00	2,000,800.00	0.00	(2,000,800.00)
3134G42V9	AGCY CALL	FHLMC 0.320 04/29/15	4,999,605.30	0.00	(5,000,000.00)	394.70	0.00	0.00	5,000,000.00	0.00	(5,000,000.00)
313383HD6	AGCY CALL	FHLB 0.350 06/24/15	1,900,000.00	0.00	(1,900,000.00)	0.00	0.00	0.00	1,899,240.00	0.00	(1,899,240.00)
3134G4QK7	AGCY CALL	FHLMC 0.350 12/31/15	0.00	2,000,000.00	0.00	0.00	0.00	2,000,000.00	0.00	1,997,800.00	1,997,800.00
3130A0TS9	AGCY CALL	FHLB 0.450 02/19/16	0.00	4,997,500.00	(5,000,000.00)	2,500.00	0.00	0.00	0.00	0.00	0.00
3134G56P5	AGCY CALL	FHLMC 0.500 06/24/16	0.00	4,999,500.00	0.00	67.10	0.00	4,999,567.10	0.00	4,983,500.00	4,983,500.00
3130A2FG6	AGCY CALL	FHLB 0.570 06/30/16	0.00	1,900,000.00	0.00	0.00	0.00	1,900,000.00	0.00	1,893,730.00	1,893,730.00
Total for CDC Fund			14,564,632.14	32,028,124.19	(28,972,865.50)	3,106.64	0.00	17,622,997.47	14,565,211.68	17,598,460.37	3,033,248.69
CIP Contributions											
TEXSTAR	LGIP	TexSTAR	1,592,638.97	5,004,831.45	(345,117.60)	0.00	0.00	6,252,352.82	1,592,638.97	6,252,352.82	4,659,713.85
3133822N2	AGCY CALL	FHLB 0.350 02/20/15	5,000,000.00	0.00	(5,000,000.00)	0.00	0.00	0.00	5,000,500.00	0.00	(5,000,500.00)
Total for CIP Contributions			6,592,638.97	5,004,831.45	(5,345,117.60)	0.00	0.00	6,252,352.82	6,593,138.97	6,252,352.82	(340,786.15)
Court Fees											
TEXPOOL	LGIP	TexPool	498,124.27	381,659.94	(428,249.99)	0.00	0.00	451,534.22	498,124.27	451,534.22	(46,590.05)
3134G4GY8	AGCY CALL	FHLMC 0.500 10/16/15	0.00	400,000.00	(400,000.00)	0.00	0.00	0.00	0.00	0.00	0.00
Total for Court Fees			498,124.27	781,659.94	(828,249.99)	0.00	0.00	451,534.22	498,124.27	451,534.22	(46,590.05)
Downtown Improvement											
TEXPOOL	LGIP	TexPool	225,732.06	45,043.00	(19,065.41)	0.00	0.00	251,709.65	225,732.06	251,709.65	25,977.59
Total for Downtown Improvement			225,732.06	45,043.00	(19,065.41)	0.00	0.00	251,709.65	225,732.06	251,709.65	25,977.59



City of Frisco
Change in Value
 From 09/30/2013 to 09/30/2014

CUSIP	Security Type	Security Description	09/30/13 Book Value	Cost of Purchases	Maturities / Calls / Sales	Amortization / Accretion	Realized Gain/(Loss)	09/30/14 Book Value	09/30/13 Market Value	09/30/14 Market Value	Change in Mkt Value
EDC Fund											
TEXPOOL	LGIP	TexPool	5,826,029.32	6,955,634.62	(5,245,133.53)	0.00	0.00	7,536,530.41	5,826,029.32	7,536,530.41	1,710,501.09
TEXSTAR	LGIP	TexSTAR	1,432,357.34	25,470,973.92	(173,503.91)	0.00	0.00	26,729,827.35	1,432,357.34	26,729,827.35	25,297,470.01
CD-2041	CD	American Bk of TX CD 0.350 02/10/14	1,003,504.60	885.28	(1,004,389.88)	0.00	0.00	0.00	1,003,504.60	0.00	(1,003,504.60)
CD-4385	CD-IAM	American Bk of TX CD 0.400 05/17/14	5,000,000.00	0.00	(5,000,000.00)	0.00	0.00	0.00	5,000,000.00	0.00	(5,000,000.00)
313381Y66	AGCY CALL	FHLB 0.320 02/13/15	1,250,000.00	0.00	(1,250,000.00)	0.00	0.00	0.00	1,250,125.00	0.00	(1,250,125.00)
313382CG6	AGCY CALL	FHLB 0.320 03/12/15	4,749,656.01	0.00	(4,750,000.00)	343.99	0.00	0.00	4,751,900.00	0.00	(4,751,900.00)
CD-7912	CD	American Bk of TX CD 0.250 05/17/15	0.00	5,003,150.68	0.00	0.00	0.00	5,003,150.68	0.00	5,003,150.68	5,003,150.68
313383HD6	AGCY CALL	FHLB 0.350 06/24/15	1,900,000.00	0.00	(1,900,000.00)	0.00	0.00	0.00	1,899,240.00	0.00	(1,899,240.00)
CD-2041-1	CD	American Bk of TX CD 0.500 08/10/15	0.00	1,007,770.02	0.00	0.00	0.00	1,007,770.02	0.00	1,007,770.02	1,007,770.02
3134G4HZ4	AGCY CALL	FHLMC 0.500 10/28/15	0.00	1,250,000.00	0.00	0.00	0.00	1,250,000.00	0.00	1,250,375.00	1,250,375.00
3134G4QK7	AGCY CALL	FHLMC 0.350 12/31/15	0.00	4,750,000.00	0.00	0.00	0.00	4,750,000.00	0.00	4,744,775.00	4,744,775.00
3130A2FG6	AGCY CALL	FHLB 0.570 06/30/16	0.00	1,900,000.00	0.00	0.00	0.00	1,900,000.00	0.00	1,893,730.00	1,893,730.00
Total for EDC Fund			21,161,547.27	46,338,414.52	(19,323,027.32)	343.99	0.00	48,177,278.46	21,163,156.26	48,166,158.46	27,003,002.20
General Operating Fund											
TEXPOOL	LGIP	TexPool	8,854,156.77	17,701,016.27	(15,143,700.24)	0.00	0.00	11,411,472.80	8,854,156.77	11,411,472.80	2,557,316.03
TEXSTAR	LGIP	TexSTAR	12,726,202.40	47,864,711.97	(42,376,251.25)	0.00	0.00	18,214,663.12	12,726,202.40	18,214,663.12	5,488,460.72
WF-FRISCO	BANK DEP	Wells Fargo Choice IV	9,879,058.02	10,038,600.42	0.00	0.00	0.00	19,917,658.44	9,879,058.02	19,917,658.44	10,038,600.42
313397MZ1	AGCY DISCO	FHLMC 0.000 10/15/13	4,999,698.60	0.00	(5,000,000.00)	301.40	0.00	0.00	5,000,000.00	0.00	(5,000,000.00)
3134G23H3	AGCY BULET	FHLMC 0.500 10/15/13	5,500,416.30	0.00	(5,500,000.00)	(416.30)	0.00	0.00	5,501,100.00	0.00	(5,501,100.00)
313385XB7	AGCY DISCO	FHLB 0.000 05/21/14	0.00	4,999,125.00	(5,000,000.00)	875.00	0.00	0.00	0.00	0.00	0.00
313385ZS8	AGCY DISCO	FHLB 0.000 07/23/14	0.00	4,998,130.00	(5,000,000.00)	1,870.00	0.00	0.00	0.00	0.00	0.00
313385B70	AGCY DISCO	FHLB 0.000 08/13/14	0.00	4,997,583.33	(5,000,000.00)	2,416.67	0.00	0.00	0.00	0.00	0.00
313382CG6	AGCY CALL	FHLB 0.320 03/12/15	3,999,710.32	0.00	(4,000,000.00)	289.68	0.00	0.00	4,001,600.00	0.00	(4,001,600.00)
3133ED5T5	AGCY CALL	FFCB 0.375 10/28/15	0.00	5,494,500.00	(5,500,000.00)	5,500.00	0.00	0.00	0.00	0.00	0.00
3134G4QK7	AGCY CALL	FHLMC 0.350 12/31/15	0.00	4,000,000.00	0.00	0.00	0.00	4,000,000.00	0.00	3,995,600.00	3,995,600.00
3134G5CP8	AGCY CALL	FHLMC 0.650 07/29/16	0.00	5,500,825.00	0.00	(284.18)	0.00	5,500,540.82	0.00	5,484,050.00	5,484,050.00
Total for General Operating Fund			45,959,242.41	105,594,491.99	(92,519,951.49)	10,552.27	0.00	59,044,335.18	45,962,117.19	59,023,444.36	13,061,327.17



City of Frisco
Change in Value
 From 09/30/2013 to 09/30/2014

CUSIP	Security Type	Security Description	09/30/13 Book Value	Cost of Purchases	Maturities / Calls / Sales	Amortization / Accretion	Realized Gain/(Loss)	09/30/14 Book Value	09/30/13 Market Value	09/30/14 Market Value	Change in Mkt Value
Hotel Motel Tourism											
TEXPOOL	LGIP	TexPool	508,307.65	1,972,422.37	(1,536,290.69)	0.00	0.00	944,439.33	508,307.65	944,439.33	436,131.68
Total for Hotel Motel Tourism			508,307.65	1,972,422.37	(1,536,290.69)	0.00	0.00	944,439.33	508,307.65	944,439.33	436,131.68
Impact Fees											
TEXPOOL	LGIP	TexPool	1,661,999.36	5,387,041.22	(2,704,438.41)	0.00	0.00	4,344,602.17	1,661,999.36	4,344,602.17	2,682,602.81
TEXSTAR	LGIP	TexSTAR	916,604.17	5,021,334.83	(4,999,907.49)	0.00	0.00	938,031.51	916,604.17	938,031.51	21,427.34
3134G23H3	AGCY BULET	FHLMC 0.500 10/15/13	3,000,227.07	0.00	(3,000,000.00)	(227.07)	0.00	0.00	3,000,600.00	0.00	(3,000,600.00)
313381Y66	AGCY CALL	FHLB 0.320 02/13/15	2,000,000.00	0.00	(2,000,000.00)	0.00	0.00	0.00	2,000,200.00	0.00	(2,000,200.00)
3133822N2	AGCY CALL	FHLB 0.350 02/20/15	5,000,000.00	0.00	(5,000,000.00)	0.00	0.00	0.00	5,000,500.00	0.00	(5,000,500.00)
3134G4FE3	AGCY CALL	FHLMC 0.400 09/04/15	3,995,186.84	0.00	(4,000,000.00)	4,813.16	0.00	0.00	4,000,400.00	0.00	(4,000,400.00)
3133ED5T5	AGCY CALL	FFCB 0.375 10/28/15	0.00	2,997,000.00	(3,000,000.00)	3,000.00	0.00	0.00	0.00	0.00	0.00
3134G4HZ4	AGCY CALL	FHLMC 0.500 10/28/15	0.00	2,000,000.00	0.00	0.00	0.00	2,000,000.00	0.00	2,000,600.00	2,000,600.00
3134G4JE9	AGCY CALL	FHLMC 0.450 10/28/15	0.00	4,999,250.00	(5,000,000.00)	750.00	0.00	0.00	0.00	0.00	0.00
3134G53J2	AGCY CALL	FHLMC 0.550 05/20/16	0.00	8,000,000.00	0.00	0.00	0.00	8,000,000.00	0.00	7,963,200.00	7,963,200.00
3134G5CP8	AGCY CALL	FHLMC 0.650 07/29/16	0.00	3,000,450.00	0.00	(155.01)	0.00	3,000,294.99	0.00	2,991,300.00	2,991,300.00
3134G5HA6	AGCY CALL	FHLMC 0.700 09/19/16	0.00	3,998,400.00	0.00	26.52	0.00	3,998,426.52	0.00	3,987,600.00	3,987,600.00
Total for Impact Fees			16,574,017.44	35,403,476.05	(29,704,345.90)	8,207.60	0.00	22,281,355.19	16,580,303.53	22,225,333.68	5,645,030.15



City of Frisco
Change in Value
From 09/30/2013 to 09/30/2014

CUSIP	Security Type	Security Description	09/30/13 Book Value	Cost of Purchases	Maturities / Calls / Sales	Amortization / Accretion	Realized Gain/(Loss)	09/30/14 Book Value	09/30/13 Market Value	09/30/14 Market Value	Change in Mkt Value
Insurance Reserve Fund											
TEXPOOL	LGIP	TexPool	1,155,271.10	8,505.57	(1,148,564.06)	0.00	0.00	15,212.61	1,155,271.10	15,212.61	(1,140,058.49)
3134G23H3	AGCY BULET	FHLMC 0.500 10/15/13	400,030.28	0.00	(400,000.00)	(30.28)	0.00	0.00	400,080.00	0.00	(400,080.00)
3135G0PJ6	AGCY CALL	FNMA 0.400 03/25/15	1,000,000.00	0.00	(1,000,000.00)	0.00	0.00	0.00	1,000,600.00	0.00	(1,000,600.00)
3134G4FE3	AGCY CALL	FHLMC 0.400 09/04/15	499,398.36	0.00	(500,000.00)	601.64	0.00	0.00	500,050.00	0.00	(500,050.00)
3134G4GY8	AGCY CALL	FHLMC 0.500 10/16/15	0.00	1,000,000.00	(1,000,000.00)	0.00	0.00	0.00	0.00	0.00	0.00
3133ED5T5	AGCY CALL	FFCB 0.375 10/28/15	0.00	399,600.00	(400,000.00)	400.00	0.00	0.00	0.00	0.00	0.00
3130A0GK0	AGCY CALL	FHLB 0.375 12/30/15	0.00	999,700.00	0.00	112.66	0.00	999,812.66	0.00	1,000,900.00	1,000,900.00
3130A0SD3	AGCY BULET	FHLB 0.375 02/19/16	0.00	149,992.50	0.00	2.30	0.00	149,994.80	0.00	150,060.00	150,060.00
3130A1HY7	AGCY CALL	FHLB 0.500 04/22/16	0.00	1,000,700.00	0.00	(308.83)	0.00	1,000,391.17	0.00	998,500.00	998,500.00
3134G5CP8	AGCY CALL	FHLMC 0.650 07/29/16	0.00	400,060.00	0.00	(20.67)	0.00	400,039.33	0.00	398,840.00	398,840.00
3134G5HA6	AGCY CALL	FHLMC 0.700 09/19/16	0.00	499,800.00	0.00	3.32	0.00	499,803.32	0.00	498,450.00	498,450.00
Total for Insurance Reserve Fund			3,054,699.74	4,458,358.07	(4,448,564.06)	760.14	0.00	3,065,253.89	3,056,001.10	3,061,962.61	5,961.51
Interest & Sinking Fund											
TEXPOOL	LGIP	TexPool	3,882,247.51	8,430,404.50	(8,803,031.72)	0.00	0.00	3,509,620.29	3,882,247.51	3,509,620.29	(372,627.22)
TEXSTAR	LGIP	TexSTAR	256,411.60	27,565,972.95	(27,042,097.90)	0.00	0.00	780,286.65	256,411.60	780,286.65	523,875.05
313385ZS8	AGCY DISCO	FHLB 0.000 07/23/14	0.00	2,599,398.39	(2,600,000.00)	601.61	0.00	0.00	0.00	0.00	0.00
313385A89	AGCY DISCO	FHLB 0.000 08/06/14	0.00	1,399,586.22	(1,400,000.00)	413.78	0.00	0.00	0.00	0.00	0.00
Total for Interest & Sinking Fund			4,138,659.11	39,995,362.06	(39,845,129.62)	1,015.39	0.00	4,289,906.94	4,138,659.11	4,289,906.94	151,247.83
Panther Creek-PID											
TEXPOOL	LGIP	TexPool	88,197.99	175,794.57	(180,991.03)	0.00	0.00	83,001.53	88,197.99	83,001.53	(5,196.46)
Total for Panther Creek-PID			88,197.99	175,794.57	(180,991.03)	0.00	0.00	83,001.53	88,197.99	83,001.53	(5,196.46)



City of Frisco
Change in Value
 From 09/30/2013 to 09/30/2014

CUSIP	Security Type	Security Description	09/30/13 Book Value	Cost of Purchases	Maturities / Calls / Sales	Amortization / Accretion	Realized Gain/(Loss)	09/30/14 Book Value	09/30/13 Market Value	09/30/14 Market Value	Change in Mkt Value
Park Dedication Fees											
TEXPOOL	LGIP	TexPool	1,222,592.16	6,654,549.46	(3,501,219.32)	0.00	0.00	4,375,922.30	1,222,592.16	4,375,922.30	3,153,330.14
TEXSTAR	LGIP	TexSTAR	1,518,623.16	276.81	(855,105.49)	0.00	0.00	663,794.48	1,518,623.16	663,794.48	(854,828.68)
3135G0PJ6	AGCY CALL	FNMA 0.400 03/25/15	3,000,000.00	0.00	(3,000,000.00)	0.00	0.00	0.00	3,001,800.00	0.00	(3,001,800.00)
3133ECL69	AGCY CALL	FFCB 0.250 04/15/15	3,497,305.14	0.00	(3,500,000.00)	2,694.86	0.00	0.00	3,497,900.00	0.00	(3,497,900.00)
3134G4FE3	AGCY CALL	FHLMC 0.400 09/04/15	499,398.36	0.00	(500,000.00)	601.64	0.00	0.00	500,050.00	0.00	(500,050.00)
3130A0GK0	AGCY CALL	FHLB 0.375 12/30/15	0.00	2,999,100.00	0.00	337.98	0.00	2,999,437.98	0.00	3,002,700.00	3,002,700.00
3134G56P5	AGCY CALL	FHLMC 0.500 06/24/16	0.00	3,499,650.00	0.00	46.97	0.00	3,499,696.97	0.00	3,488,450.00	3,488,450.00
3134G5HA6	AGCY CALL	FHLMC 0.700 09/19/16	0.00	499,800.00	0.00	3.32	0.00	499,803.32	0.00	498,450.00	498,450.00
Total for Park Dedication Fees			9,737,918.82	13,653,376.27	(11,356,324.81)	3,684.77	0.00	12,038,655.05	9,740,965.32	12,029,316.78	2,288,351.46
PEG Fund											
TEXPOOL	LGIP	TexPool	467,948.20	149,204.60	(447,790.67)	0.00	0.00	169,362.13	467,948.20	169,362.13	(298,586.07)
3135G0PJ6	AGCY CALL	FNMA 0.400 03/25/15	300,000.00	0.00	(300,000.00)	0.00	0.00	0.00	300,180.00	0.00	(300,180.00)
3130A0GK0	AGCY CALL	FHLB 0.375 12/30/15	0.00	299,910.00	0.00	33.80	0.00	299,943.80	0.00	300,270.00	300,270.00
3130A0SD3	AGCY BULET	FHLB 0.375 02/19/16	0.00	199,990.00	0.00	3.06	0.00	199,993.06	0.00	200,080.00	200,080.00
Total for PEG Fund			767,948.20	649,104.60	(747,790.67)	36.86	0.00	669,298.99	768,128.20	669,712.13	(98,416.07)
Public Art Fund											
TEXPOOL	LGIP	TexPool	41,306.32	1,521.59	(11,180.30)	0.00	0.00	31,647.61	41,306.32	31,647.61	(9,658.71)
3134G23H3	AGCY BULET	FHLMC 0.500 10/15/13	250,018.92	0.00	(250,000.00)	(18.92)	0.00	0.00	250,050.00	0.00	(250,050.00)
3133ED5T5	AGCY CALL	FFCB 0.375 10/28/15	0.00	249,750.00	(250,000.00)	250.00	0.00	0.00	0.00	0.00	0.00
3134G5CP8	AGCY CALL	FHLMC 0.650 07/29/16	0.00	250,037.50	0.00	(12.92)	0.00	250,024.58	0.00	249,275.00	249,275.00
Total for Public Art Fund			291,325.24	501,309.09	(511,180.30)	218.16	0.00	281,672.19	291,356.32	280,922.61	(10,433.71)
Series 2006 CO-W&S											
TEXSTAR	LGIP	TexSTAR	0.00	0.00	0.00	0.00	0.00	0.00	0.00	0.00	0.00
Total for Series 2006 CO-W&S			0.00	0.00	0.00	0.00	0.00	0.00	0.00	0.00	0.00



City of Frisco
Change in Value
 From 09/30/2013 to 09/30/2014

CUSIP	Security Type	Security Description	09/30/13 Book Value	Cost of Purchases	Maturities / Calls / Sales	Amortization / Accretion	Realized Gain/(Loss)	09/30/14 Book Value	09/30/13 Market Value	09/30/14 Market Value	Change in Mkt Value
Series 2006 GO Bonds											
TEXSTAR	LGIP	TexSTAR	8,188,711.33	1,741.14	(2,305,395.70)	0.00	0.00	5,885,056.77	8,188,711.33	5,885,056.77	(2,303,654.56)
Total for Series 2006 GO Bonds			8,188,711.33	1,741.14	(2,305,395.70)	0.00	0.00	5,885,056.77	8,188,711.33	5,885,056.77	(2,303,654.56)
Series 2007 CO Bonds											
3133EA3A4	AGCY CALL	FFCB 0.280 09/02/14	4,997,597.25	0.00	(5,000,000.00)	2,402.75	0.00	0.00	5,000,000.00	0.00	(5,000,000.00)
3134G3W71	AGCY CALL	FHLMC 0.350 11/26/14	5,000,000.00	0.00	(5,000,000.00)	0.00	0.00	0.00	5,001,500.00	0.00	(5,001,500.00)
313381Y66	AGCY CALL	FHLB 0.320 02/13/15	3,500,000.00	0.00	(3,500,000.00)	0.00	0.00	0.00	3,500,350.00	0.00	(3,500,350.00)
Total for Series 2007 CO Bonds			13,497,597.25	0.00	(13,500,000.00)	2,402.75	0.00	0.00	13,501,850.00	0.00	(13,501,850.00)
Series 2007 CO-W&S											
TEXSTAR	LGIP	TexSTAR	7,111,991.77	13,514,629.76	(17,897,206.71)	0.00	0.00	2,729,414.82	7,111,991.77	2,729,414.82	(4,382,576.95)
Total for Series 2007 CO-W&S			7,111,991.77	13,514,629.76	(17,897,206.71)	0.00	0.00	2,729,414.82	7,111,991.77	2,729,414.82	(4,382,576.95)
Series 2007 GO Bonds											
TEXSTAR	LGIP	TexSTAR	1,126,765.35	10,011,219.04	(9,557,909.61)	0.00	0.00	1,580,074.78	1,126,765.35	1,580,074.78	453,309.43
3133EA3A4	AGCY CALL	FFCB 0.280 09/02/14	4,997,597.25	0.00	(5,000,000.00)	2,402.75	0.00	0.00	5,000,000.00	0.00	(5,000,000.00)
3134G3W71	AGCY CALL	FHLMC 0.350 11/26/14	5,000,000.00	0.00	(5,000,000.00)	0.00	0.00	0.00	5,001,500.00	0.00	(5,001,500.00)
Total for Series 2007 GO Bonds			11,124,362.60	10,011,219.04	(19,557,909.61)	2,402.75	0.00	1,580,074.78	11,128,265.35	1,580,074.78	(9,548,190.57)
Series 2008 GO Bonds											
TEXSTAR	LGIP	TexSTAR	938,953.76	7,019,004.22	(3,246,181.10)	0.00	0.00	4,711,776.88	938,953.76	4,711,776.88	3,772,823.12
313381Y66	AGCY CALL	FHLB 0.320 02/13/15	7,000,000.00	0.00	(7,000,000.00)	0.00	0.00	0.00	7,000,700.00	0.00	(7,000,700.00)
313382CG6	AGCY CALL	FHLB 0.320 03/12/15	4,999,637.90	0.00	(5,000,000.00)	362.10	0.00	0.00	5,002,000.00	0.00	(5,002,000.00)
3134G4QK7	AGCY CALL	FHLMC 0.350 12/31/15	0.00	5,000,000.00	0.00	0.00	0.00	5,000,000.00	0.00	4,994,500.00	4,994,500.00
Total for Series 2008 GO Bonds			12,938,591.66	12,019,004.22	(15,246,181.10)	362.10	0.00	9,711,776.88	12,941,653.76	9,706,276.88	(3,235,376.88)



City of Frisco
Change in Value
 From 09/30/2013 to 09/30/2014

CUSIP	Security Type	Security Description	09/30/13 Book Value	Cost of Purchases	Maturities / Calls / Sales	Amortization / Accretion	Realized Gain/(Loss)	09/30/14 Book Value	09/30/13 Market Value	09/30/14 Market Value	Change in Mkt Value
Series 2009 CO Bonds											
TEXSTAR	LGIP	TexSTAR	208,227.12	72.61	0.00	0.00	0.00	208,299.73	208,227.12	208,299.73	72.61
Total for Series 2009 CO Bonds			208,227.12	72.61	0.00	0.00	0.00	208,299.73	208,227.12	208,299.73	72.61
Series 2011 GO Bonds											
TEXSTAR	LGIP	TexSTAR	0.00	0.00	0.00	0.00	0.00	0.00	0.00	0.00	0.00
Total for Series 2011 GO Bonds			0.00	0.00	0.00	0.00	0.00	0.00	0.00	0.00	0.00
Series 2013 CO-W&S											
TEXSTAR	LGIP	TexSTAR	25,000,556.09	43,583.20	(19,991,649.46)	0.00	0.00	5,052,489.83	25,000,556.09	5,052,489.83	(19,948,066.26)
3134G4J41	AGCY CALL	FHLMC 0.400 04/30/15	0.00	10,000,000.00	(10,000,000.00)	0.00	0.00	0.00	0.00	0.00	0.00
3133ED4A7	AGCY BULET	FFCB 0.375 10/07/15	0.00	4,992,245.00	0.00	3,793.30	0.00	4,996,038.30	0.00	5,005,000.00	5,005,000.00
3134G4HZ4	AGCY CALL	FHLMC 0.500 10/28/15	0.00	5,000,000.00	0.00	0.00	0.00	5,000,000.00	0.00	5,001,500.00	5,001,500.00
3134G53J2	AGCY CALL	FHLMC 0.550 05/20/16	0.00	10,000,000.00	0.00	0.00	0.00	10,000,000.00	0.00	9,954,000.00	9,954,000.00
Total for Series 2013 CO-W&S			25,000,556.09	30,035,828.20	(29,991,649.46)	3,793.30	0.00	25,048,528.13	25,000,556.09	25,012,989.83	12,433.74
Series 2013 GO Bonds											
TEXSTAR	LGIP	TexSTAR	20,000,937.51	16,255.67	(8,762,185.94)	0.00	0.00	11,255,007.24	20,000,937.51	11,255,007.24	(8,745,930.27)
3134G4HZ4	AGCY CALL	FHLMC 0.500 10/28/15	0.00	5,000,000.00	0.00	0.00	0.00	5,000,000.00	0.00	5,001,500.00	5,001,500.00
Total for Series 2013 GO Bonds			20,000,937.51	5,016,255.67	(8,762,185.94)	0.00	0.00	16,255,007.24	20,000,937.51	16,256,507.24	(3,744,430.27)
Series 2013 GO Bonds - Refunding											
TEXSTAR	LGIP	TexSTAR	3,890,727.07	647.96	(1,943,863.00)	0.00	0.00	1,947,512.03	3,890,727.07	1,947,512.03	(1,943,215.04)
3134G4HZ4	AGCY CALL	FHLMC 0.500 10/28/15	0.00	5,000,000.00	(5,000,000.00)	0.00	0.00	0.00	0.00	0.00	0.00
Total for Series 2013 GO Bonds - Refunding			3,890,727.07	5,000,647.96	(6,943,863.00)	0.00	0.00	1,947,512.03	3,890,727.07	1,947,512.03	(1,943,215.04)



City of Frisco
Change in Value
 From 09/30/2013 to 09/30/2014

CUSIP	Security Type	Security Description	09/30/13 Book Value	Cost of Purchases	Maturities / Calls / Sales	Amortization / Accretion	Realized Gain/(Loss)	09/30/14 Book Value	09/30/13 Market Value	09/30/14 Market Value	Change in Mkt Value
Series 2014 CO Bonds											
TEXSTAR	LGIP	TexSTAR	0.00	89,218,614.10	0.00	0.00	0.00	89,218,614.08	0.00	89,218,614.08	89,218,614.08
Total for Series 2014 CO Bonds			0.00	89,218,614.10	0.00	0.00	0.00	89,218,614.08	0.00	89,218,614.08	89,218,614.08
Series 2014 CO-W&S											
TEXSTAR	LGIP	TexSTAR	0.00	15,000,185.03	0.00	0.00	0.00	15,000,185.01	0.00	15,000,185.01	15,000,185.01
Total for Series 2014 CO-W&S			0.00	15,000,185.03	0.00	0.00	0.00	15,000,185.01	0.00	15,000,185.01	15,000,185.01
Series 2014 GO Bonds											
TEXSTAR	LGIP	TexSTAR	0.00	22,000,271.32	0.00	0.00	0.00	22,000,271.30	0.00	22,000,271.30	22,000,271.30
Total for Series 2014 GO Bonds			0.00	22,000,271.32	0.00	0.00	0.00	22,000,271.30	0.00	22,000,271.30	22,000,271.30
Solid Waste Operating Fund											
TEXPOOL	LGIP	TexPool	98,695.40	7,976.66	0.00	0.00	0.00	106,672.06	98,695.40	106,672.06	7,976.66
3134G4FE3	AGCY CALL	FHLMC 0.400 09/04/15	1,797,834.08	0.00	(1,800,000.00)	2,165.92	0.00	0.00	1,800,180.00	0.00	(1,800,180.00)
3134G5HA6	AGCY CALL	FHLMC 0.700 09/19/16	0.00	1,799,280.00	0.00	11.93	0.00	1,799,291.93	0.00	1,794,420.00	1,794,420.00
Total for Solid Waste Operating Fund			1,896,529.48	1,807,256.66	(1,800,000.00)	2,177.85	0.00	1,905,963.99	1,898,875.40	1,901,092.06	2,216.66
Special Events Fund											
TEXPOOL	LGIP	TexPool	165,441.07	130,750.60	(95,345.42)	0.00	0.00	200,846.25	165,441.07	200,846.25	35,405.18
Total for Special Events Fund			165,441.07	130,750.60	(95,345.42)	0.00	0.00	200,846.25	165,441.07	200,846.25	35,405.18



City of Frisco
Change in Value
 From 09/30/2013 to 09/30/2014

CUSIP	Security Type	Security Description	09/30/13 Book Value	Cost of Purchases	Maturities / Calls / Sales	Amortization / Accretion	Realized Gain/(Loss)	09/30/14 Book Value	09/30/13 Market Value	09/30/14 Market Value	Change in Mkt Value
Stormwater Operating Fund											
TEXPOOL	LGIP	TexPool	590,444.51	1,671.22	(499,988.03)	0.00	0.00	92,127.70	590,444.51	92,127.70	(498,316.81)
3135G0PJ6	AGCY CALL	FNMA 0.400 03/25/15	500,000.00	0.00	(500,000.00)	0.00	0.00	0.00	500,300.00	0.00	(500,300.00)
3130A0GK0	AGCY CALL	FHLB 0.375 12/30/15	0.00	499,850.00	0.00	56.33	0.00	499,906.33	0.00	500,450.00	500,450.00
Total for Stormwater Operating Fund			1,090,444.51	501,521.22	(999,988.03)	56.33	0.00	592,034.03	1,090,744.51	592,577.70	(498,166.81)
Superdrome											
TEXPOOL	LGIP	TexPool	230,993.04	93,370.01	(158,594.49)	0.00	0.00	165,768.56	230,993.04	165,768.56	(65,224.48)
3134G2UA8	AGCY BULET	FHLMC 1.000 08/20/14	1,509,257.46	0.00	(1,500,000.00)	(9,257.46)	0.00	0.00	1,510,950.00	0.00	(1,510,950.00)
3130A2T30	AGCY CALL	FHLB 0.625 08/26/16	0.00	1,500,300.00	0.00	(58.33)	0.00	1,500,241.67	0.00	1,497,900.00	1,497,900.00
Total for Superdrome			1,740,250.50	1,593,670.01	(1,658,594.49)	(9,315.79)	0.00	1,666,010.23	1,741,943.04	1,663,668.56	(78,274.48)
TIRZ #1											
TEXPOOL	LGIP	TexPool	4,961,129.31	4,292,905.95	(3,287,633.27)	0.00	0.00	5,966,401.99	4,961,129.31	5,966,401.99	1,005,272.68
Total for TIRZ #1			4,961,129.31	4,292,905.95	(3,287,633.27)	0.00	0.00	5,966,401.99	4,961,129.31	5,966,401.99	1,005,272.68
Traffic Control Enforcement											
TEXPOOL	LGIP	TexPool	260,835.30	149,865.46	(99,350.00)	0.00	0.00	311,350.76	260,835.30	311,350.76	50,515.46
Total for Traffic Control Enforcement			260,835.30	149,865.46	(99,350.00)	0.00	0.00	311,350.76	260,835.30	311,350.76	50,515.46
Water & Sewer Cap Proj Arb Acct											
TEXPOOL	LGIP	TexPool	13,340.86	4.15	0.00	0.00	0.00	13,345.01	13,340.86	13,345.01	4.15
Total for Water & Sewer Cap Proj Arb Acct			13,340.86	4.15	0.00	0.00	0.00	13,345.01	13,340.86	13,345.01	4.15



City of Frisco
Change in Value
 From 09/30/2013 to 09/30/2014

CUSIP	Security Type	Security Description	09/30/13 Book Value	Cost of Purchases	Maturities / Calls / Sales	Amortization / Accretion	Realized Gain/(Loss)	09/30/14 Book Value	09/30/13 Market Value	09/30/14 Market Value	Change in Mkt Value
Water & Sewer Fund											
TEXPOOL	LGIP	TexPool	310,024.49	2,017,210.87	0.00	0.00	0.00	2,327,235.36	310,024.49	2,327,235.36	2,017,210.87
TEXSTAR	LGIP	TexSTAR	217,145.60	5,011,015.00	(2,555,581.15)	0.00	0.00	2,672,579.45	217,145.60	2,672,579.45	2,455,433.85
3135G0PJ6	AGCY CALL	FNMA 0.400 03/25/15	4,645,000.00	0.00	(4,645,000.00)	0.00	0.00	0.00	4,647,787.00	0.00	(4,647,787.00)
3134G42V9	AGCY CALL	FHLMC 0.320 04/29/15	5,000,000.00	0.00	(5,000,000.00)	0.00	0.00	0.00	5,000,000.00	0.00	(5,000,000.00)
3133ED5T5	AGCY CALL	FFCB 0.375 10/28/15	0.00	2,997,000.00	(2,997,137.07)	137.07	0.00	0.00	0.00	0.00	0.00
3130A0GK0	AGCY CALL	FHLB 0.375 12/30/15	0.00	4,643,606.50	0.00	523.31	0.00	4,644,129.81	0.00	4,649,180.50	4,649,180.50
Total for Water & Sewer Fund			10,172,170.09	14,668,832.37	(15,197,718.22)	660.38	0.00	9,643,944.62	10,174,957.09	9,648,995.31	(525,961.78)
Water & Sewer Imp Fees											
TEXPOOL	LGIP	TexPool	1,495,199.96	5,558,430.01	(3,219,363.98)	0.00	0.00	3,834,265.99	1,495,199.96	3,834,265.99	2,339,066.03
TEXSTAR	LGIP	TexSTAR	1,182,621.59	151.14	(1,174,893.21)	0.00	0.00	7,879.52	1,182,621.59	7,879.52	(1,174,742.07)
WF-FRIS2	BANK DEP	Wells Fargo Ana Bus Cking	7,005,586.86	6,982.17	0.00	0.00	0.00	7,012,569.03	7,005,586.86	7,012,569.03	6,982.17
3134G23H3	AGCY BULET	FHLMC 0.500 10/15/13	3,000,227.07	0.00	(3,000,000.00)	(227.07)	0.00	0.00	3,000,600.00	0.00	(3,000,600.00)
3134G4FE3	AGCY CALL	FHLMC 0.400 09/04/15	4,993,983.55	0.00	(5,000,000.00)	6,016.45	0.00	0.00	5,000,500.00	0.00	(5,000,500.00)
3133ED5T5	AGCY CALL	FFCB 0.375 10/28/15	0.00	2,997,137.07	(3,000,000.00)	2,862.93	0.00	0.00	0.00	0.00	0.00
3130A0SD3	AGCY BULET	FHLB 0.375 02/19/16	0.00	2,999,850.00	0.00	45.90	0.00	2,999,895.90	0.00	3,001,200.00	3,001,200.00
3134G5CP8	AGCY CALL	FHLMC 0.650 07/29/16	0.00	3,000,450.00	0.00	(155.01)	0.00	3,000,294.99	0.00	2,991,300.00	2,991,300.00
3134G5HA6	AGCY CALL	FHLMC 0.700 09/19/16	0.00	4,998,000.00	0.00	33.15	0.00	4,998,033.15	0.00	4,984,500.00	4,984,500.00
Total for Water & Sewer Imp Fees			17,677,619.03	19,561,000.39	(15,394,257.19)	8,576.35	0.00	21,852,938.58	17,684,508.41	21,831,714.54	4,147,206.13
Workforce Housing											
TEXPOOL	LGIP	TexPool	68,775.53	53,476.90	(2,222.64)	0.00	0.00	120,029.79	68,775.53	120,029.79	51,254.26
3134G2UA8	AGCY BULET	FHLMC 1.000 08/20/14	352,160.07	0.00	(350,000.00)	(2,160.07)	0.00	0.00	352,555.00	0.00	(352,555.00)
3130A2T30	AGCY CALL	FHLB 0.625 08/26/16	0.00	350,070.00	0.00	(13.61)	0.00	350,056.39	0.00	349,510.00	349,510.00
Total for Workforce Housing			420,935.60	403,546.90	(352,222.64)	(2,173.68)	0.00	470,086.18	421,330.53	469,539.79	48,209.26
Total for City of Frisco			303,074,883.10	551,959,949.02	(415,989,984.90)	19,304.75	0.00	439,064,151.91	303,122,894.26	438,854,284.44	135,731,390.18

CUSIP	Security Type	Security Description	Beg. Accrued	Interest Earned	Interest Rec'd / Sold / Matured	Interest Purchased	Ending Accrued	Disc Accr / Prem Amort	Net Income
Capital Proj / Esc									
TEXPOOL	LGIP	TexPool	0.00	3,433.83	3,433.83	0.00	0.00	0.00	3,433.83
WF-FRIS2	BANK DEP	Wells Fargo Ana Bus Cking	0.00	2,992.36	2,992.36	0.00	0.00	0.00	2,992.36
3134G2UA8	AGCY BULET	FHLMC 1.000 08/20/14	3,587.50	27,912.50	31,500.00	0.00	0.00	(19,440.67)	8,471.83
3133ECL69	AGCY CALL	FFCB 0.250 04/15/15	1,729.17	2,385.41	4,114.58	0.00	0.00	1,154.94	3,540.35
3130A0ZD5	AGCY CALL	FHLB 0.350 03/03/16	0.00	6,066.67	5,250.00	0.00	816.67	751.98	6,818.65
3134G56P5	AGCY CALL	FHLMC 0.500 06/24/16	0.00	2,020.83	0.00	0.00	2,020.83	20.13	2,040.96
3130A2T30	AGCY CALL	FHLB 0.625 08/26/16	0.00	1,914.06	0.00	0.00	1,914.06	(122.50)	1,791.56
Total for Capital Proj / Esc			5,316.67	46,725.66	47,290.77	0.00	4,751.56	(17,636.12)	29,089.54
Capital Project Reserve Fund									
3130A0GK0	AGCY CALL	FHLB 0.375 12/30/15	0.00	1,411.46	937.50	0.00	473.96	56.33	1,467.79
Total for Capital Project Reserve Fund			0.00	1,411.46	937.50	0.00	473.96	56.33	1,467.79
Capital Reserve Fund									
TEXPOOL	LGIP	TexPool	0.00	268.62	268.62	0.00	0.00	0.00	268.62
3134G23H3	AGCY BULET	FHLMC 0.500 10/15/13	2,305.56	194.44	2,500.00	0.00	0.00	(75.69)	118.75
3135G0PJ6	AGCY CALL	FNMA 0.400 03/25/15	33.33	466.67	500.00	0.00	0.00	(213.06)	253.61
3134G4FE3	AGCY CALL	FHLMC 0.400 09/04/15	450.00	5,550.00	6,000.00	0.00	0.00	1,804.93	7,354.93
3133ED5T5	AGCY CALL	FFCB 0.375 10/28/15	0.00	2,697.92	2,697.92	0.00	0.00	1,000.00	3,697.92
3134G5CP8	AGCY CALL	FHLMC 0.650 07/29/16	0.00	1,119.44	0.00	0.00	1,119.44	(51.67)	1,067.77
3134G5HA6	AGCY CALL	FHLMC 0.700 09/19/16	0.00	350.00	0.00	0.00	350.00	9.95	359.95
Total for Capital Reserve Fund			2,788.89	10,647.09	11,966.54	0.00	1,469.44	2,474.46	13,121.55
CDC CO Bonds 2013									
TEXSTAR	LGIP	TexSTAR	0.00	3,942.16	3,942.16	0.00	0.00	0.00	3,942.16
3130A03Q1	AGCY BULET	FHLB 0.210 11/07/14	0.00	7,560.00	6,300.00	(3,780.00)	5,040.00	(2,458.08)	5,101.92
Total for CDC CO Bonds 2013			0.00	11,502.16	10,242.16	(3,780.00)	5,040.00	(2,458.08)	9,044.08

CUSIP	Security Type	Security Description	Beg. Accrued	Interest Earned	Interest Rec'd / Sold / Matured	Interest Purchased	Ending Accrued	Disc Accr / Prem Amort	Net Income
CDC Fund									
TEXPOOL	LGIP	TexPool	0.00	2,379.86	2,379.86	0.00	0.00	0.00	2,379.86
TEXSTAR	LGIP	TexSTAR	0.00	178.01	178.01	0.00	0.00	0.00	178.01
313382CG6	AGCY CALL	FHLB 0.320 03/12/15	337.78	1,262.22	1,600.00	0.00	0.00	144.84	1,407.06
3134G42V9	AGCY CALL	FHLMC 0.320 04/29/15	6,755.56	5,244.44	12,000.00	0.00	0.00	394.70	5,639.14
313383HD6	AGCY CALL	FHLB 0.350 06/24/15	1,791.81	4,858.19	6,650.00	0.00	0.00	0.00	4,858.19
3134G4QK7	AGCY CALL	FHLMC 0.350 12/31/15	0.00	5,269.44	3,500.00	0.00	1,769.44	0.00	5,269.44
3130A0TS9	AGCY CALL	FHLB 0.450 02/19/16	0.00	5,625.00	5,625.00	0.00	0.00	2,500.00	8,125.00
3134G56P5	AGCY CALL	FHLMC 0.500 06/24/16	0.00	6,736.11	0.00	0.00	6,736.11	67.10	6,803.21
3130A2FG6	AGCY CALL	FHLB 0.570 06/30/16	0.00	2,737.58	0.00	0.00	2,737.58	0.00	2,737.58
Total for CDC Fund			8,885.15	34,290.85	31,932.87	0.00	11,243.13	3,106.64	37,397.49
CIP Contributions									
TEXSTAR	LGIP	TexSTAR	0.00	2,112.79	2,112.79	0.00	0.00	0.00	2,112.79
3133822N2	AGCY CALL	FHLB 0.350 02/20/15	1,993.06	923.61	2,916.67	0.00	0.00	0.00	923.61
Total for CIP Contributions			1,993.06	3,036.40	5,029.46	0.00	0.00	0.00	3,036.40
Court Fees									
TEXPOOL	LGIP	TexPool	0.00	91.25	91.25	0.00	0.00	0.00	91.25
3134G4GY8	AGCY CALL	FHLMC 0.500 10/16/15	0.00	1,000.00	1,000.00	0.00	0.00	0.00	1,000.00
Total for Court Fees			0.00	1,091.25	1,091.25	0.00	0.00	0.00	1,091.25
Downtown Improvement									
TEXPOOL	LGIP	TexPool	0.00	80.03	80.03	0.00	0.00	0.00	80.03
Total for Downtown Improvement			0.00	80.03	80.03	0.00	0.00	0.00	80.03



City of Frisco
Earned Income
 From 09/30/2013 to 09/30/2014

CUSIP	Security Type	Security Description	Beg. Accrued	Interest Earned	Interest Rec'd / Sold / Matured	Interest Purchased	Ending Accrued	Disc Accr / Prem Amort	Net Income
EDC Fund									
TEXPOOL	LGIP	TexPool	0.00	2,321.56	2,321.56	0.00	0.00	0.00	2,321.56
TEXSTAR	LGIP	TexSTAR	0.00	1,363.90	1,363.90	0.00	0.00	0.00	1,363.90
CD-2041	CD	American Bk of TX CD 0.350 02/10/14	500.38	1,270.96	1,771.34	0.00	0.00	0.00	1,270.96
CD-4385	CD-IAM	American Bk of TX CD 0.400 05/17/14	7,506.85	12,523.17	20,030.02	0.00	0.00	0.00	12,523.17
313381Y66	AGCY CALL	FHLB 0.320 02/13/15	533.33	133.34	666.67	0.00	0.00	0.00	133.34
313382CG6	AGCY CALL	FHLB 0.320 03/12/15	802.22	2,997.78	3,800.00	0.00	0.00	343.99	3,341.77
CD-7912	CD	American Bk of TX CD 0.250 05/17/15	0.00	4,692.75	3,150.68	0.00	1,542.07	0.00	4,692.75
313383HD6	AGCY CALL	FHLB 0.350 06/24/15	1,791.81	4,858.19	6,650.00	0.00	0.00	0.00	4,858.19
CD-2041-1	CD	American Bk of TX CD 0.500 08/10/15	0.00	3,211.94	2,494.08	0.00	717.86	0.00	3,211.94
3134G4HZ4	AGCY CALL	FHLMC 0.500 10/28/15	0.00	5,781.25	3,125.00	0.00	2,656.25	0.00	5,781.25
3134G4QK7	AGCY CALL	FHLMC 0.350 12/31/15	0.00	12,514.93	8,312.50	0.00	4,202.43	0.00	12,514.93
3130A2FG6	AGCY CALL	FHLB 0.570 06/30/16	0.00	2,737.58	0.00	0.00	2,737.58	0.00	2,737.58
Total for EDC Fund			11,134.59	54,407.35	53,685.75	0.00	11,856.19	343.99	54,751.34
General Operating Fund									
TEXPOOL	LGIP	TexPool	0.00	3,211.90	3,211.90	0.00	0.00	0.00	3,211.90
TEXSTAR	LGIP	TexSTAR	0.00	4,907.33	4,907.33	0.00	0.00	0.00	4,907.33
WF-FRISCO	BANK DEP	Wells Fargo Choice IV	0.00	38,600.42	38,600.42	0.00	0.00	0.00	38,600.42
313397MZ1	AGCY DISCO	FHLMC 0.000 10/15/13	0.00	0.00	0.00	0.00	0.00	301.40	301.40
3134G23H3	AGCY BULET	FHLMC 0.500 10/15/13	12,680.56	1,069.44	13,750.00	0.00	0.00	(416.30)	653.14
313385XB7	AGCY DISCO	FHLB 0.000 05/21/14	0.00	0.00	0.00	0.00	0.00	875.00	875.00
313385ZS8	AGCY DISCO	FHLB 0.000 07/23/14	0.00	0.00	0.00	0.00	0.00	1,870.00	1,870.00
313385B70	AGCY DISCO	FHLB 0.000 08/13/14	0.00	0.00	0.00	0.00	0.00	2,416.67	2,416.67
313382CG6	AGCY CALL	FHLB 0.320 03/12/15	675.56	2,524.44	3,200.00	0.00	0.00	289.68	2,814.12
3133ED5T5	AGCY CALL	FFCB 0.375 10/28/15	0.00	14,838.54	14,838.54	0.00	0.00	5,500.00	20,338.54
3134G4QK7	AGCY CALL	FHLMC 0.350 12/31/15	0.00	10,538.89	7,000.00	0.00	3,538.89	0.00	10,538.89
3134G5CP8	AGCY CALL	FHLMC 0.650 07/29/16	0.00	6,156.94	0.00	0.00	6,156.94	(284.18)	5,872.76
Total for General Operating Fund			13,356.12	81,847.90	85,508.19	0.00	9,695.83	10,552.27	92,400.17



City of Frisco
Earned Income
 From 09/30/2013 to 09/30/2014

CUSIP	Security Type	Security Description	Beg. Accrued	Interest Earned	Interest Rec'd / Sold / Matured	Interest Purchased	Ending Accrued	Disc Accr / Prem Amort	Net Income
Hotel Motel Tourism									
TEXPOOL	LGIP	TexPool	0.00	254.12	254.12	0.00	0.00	0.00	254.12
Total for Hotel Motel Tourism			0.00	254.12	254.12	0.00	0.00	0.00	254.12
Impact Fees									
TEXPOOL	LGIP	TexPool	0.00	957.18	957.18	0.00	0.00	0.00	957.18
TEXSTAR	LGIP	TexSTAR	0.00	444.01	444.01	0.00	0.00	0.00	444.01
3134G23H3	AGCY BULET	FHLMC 0.500 10/15/13	6,916.67	583.33	7,500.00	0.00	0.00	(227.07)	356.26
313381Y66	AGCY CALL	FHLB 0.320 02/13/15	853.33	213.34	1,066.67	0.00	0.00	0.00	213.34
3133822N2	AGCY CALL	FHLB 0.350 02/20/15	1,993.06	923.61	2,916.67	0.00	0.00	0.00	923.61
3134G4FE3	AGCY CALL	FHLMC 0.400 09/04/15	1,200.00	14,800.00	16,000.00	0.00	0.00	4,813.16	19,613.16
3133ED5T5	AGCY CALL	FFCB 0.375 10/28/15	0.00	8,093.75	8,093.75	0.00	0.00	3,000.00	11,093.75
3134G4HZ4	AGCY CALL	FHLMC 0.500 10/28/15	0.00	9,250.00	5,000.00	0.00	4,250.00	0.00	9,250.00
3134G4JE9	AGCY CALL	FHLMC 0.450 10/28/15	0.00	11,250.00	11,250.00	0.00	0.00	750.00	12,000.00
3134G53J2	AGCY CALL	FHLMC 0.550 05/20/16	0.00	16,011.11	0.00	0.00	16,011.11	0.00	16,011.11
3134G5CP8	AGCY CALL	FHLMC 0.650 07/29/16	0.00	3,358.33	0.00	0.00	3,358.33	(155.01)	3,203.32
3134G5HA6	AGCY CALL	FHLMC 0.700 09/19/16	0.00	933.33	0.00	0.00	933.33	26.52	959.85
Total for Impact Fees			10,963.06	66,817.99	53,228.28	0.00	24,552.77	8,207.60	75,025.59

CUSIP	Security Type	Security Description	Beg. Accrued	Interest Earned	Interest Rec'd / Sold / Matured	Interest Purchased	Ending Accrued	Disc Accr / Prem Amort	Net Income
Insurance Reserve Fund									
TEXPOOL	LGIP	TexPool	0.00	61.73	61.73	0.00	0.00	0.00	61.73
3134G23H3	AGCY BULET	FHLMC 0.500 10/15/13	922.22	77.78	1,000.00	0.00	0.00	(30.28)	47.50
3135G0PJ6	AGCY CALL	FNMA 0.400 03/25/15	66.67	933.33	1,000.00	0.00	0.00	0.00	933.33
3134G4FE3	AGCY CALL	FHLMC 0.400 09/04/15	150.00	1,850.00	2,000.00	0.00	0.00	601.64	2,451.64
3134G4GY8	AGCY CALL	FHLMC 0.500 10/16/15	0.00	2,500.00	2,500.00	0.00	0.00	0.00	2,500.00
3133ED5T5	AGCY CALL	FFCB 0.375 10/28/15	0.00	1,079.17	1,079.17	0.00	0.00	400.00	1,479.17
3130A0GK0	AGCY CALL	FHLB 0.375 12/30/15	0.00	2,822.92	1,875.00	0.00	947.92	112.66	2,935.58
3130A0SD3	AGCY BULET	FHLB 0.375 02/19/16	0.00	343.75	281.25	(3.13)	65.63	2.30	346.05
3130A1HY7	AGCY CALL	FHLB 0.500 04/22/16	0.00	2,208.33	0.00	0.00	2,208.33	(308.83)	1,899.50
3134G5CP8	AGCY CALL	FHLMC 0.650 07/29/16	0.00	447.78	0.00	0.00	447.78	(20.67)	427.11
3134G5HA6	AGCY CALL	FHLMC 0.700 09/19/16	0.00	116.67	0.00	0.00	116.67	3.32	119.99
Total for Insurance Reserve Fund			1,138.89	12,441.46	9,797.15	(3.13)	3,786.33	760.14	13,201.60
Interest & Sinking Fund									
TEXPOOL	LGIP	TexPool	0.00	1,412.57	1,412.57	0.00	0.00	0.00	1,412.57
TEXSTAR	LGIP	TexSTAR	0.00	1,026.22	1,026.22	0.00	0.00	0.00	1,026.22
313385ZS8	AGCY DISCO	FHLB 0.000 07/23/14	0.00	0.00	0.00	0.00	0.00	601.61	601.61
313385A89	AGCY DISCO	FHLB 0.000 08/06/14	0.00	0.00	0.00	0.00	0.00	413.78	413.78
Total for Interest & Sinking Fund			0.00	2,438.79	2,438.79	0.00	0.00	1,015.39	3,454.18
Panther Creek-PID									
TEXPOOL	LGIP	TexPool	0.00	30.12	30.12	0.00	0.00	0.00	30.12
Total for Panther Creek-PID			0.00	30.12	30.12	0.00	0.00	0.00	30.12

CUSIP	Security Type	Security Description	Beg. Accrued	Interest Earned	Interest Rec'd / Sold / Matured	Interest Purchased	Ending Accrued	Disc Accr / Prem Amort	Net Income
Park Dedication Fees									
TEXPOOL	LGIP	TexPool	0.00	975.54	975.54	0.00	0.00	0.00	975.54
TEXSTAR	LGIP	TexSTAR	0.00	416.48	416.48	0.00	0.00	0.00	416.48
3135G0PJ6	AGCY CALL	FNMA 0.400 03/25/15	200.00	2,800.00	3,000.00	0.00	0.00	0.00	2,800.00
3133ECL69	AGCY CALL	FFCB 0.250 04/15/15	4,034.72	5,565.97	9,600.69	0.00	0.00	2,694.86	8,260.83
3134G4FE3	AGCY CALL	FHLMC 0.400 09/04/15	150.00	1,850.00	2,000.00	0.00	0.00	601.64	2,451.64
3130A0GK0	AGCY CALL	FHLB 0.375 12/30/15	0.00	8,468.75	5,625.00	0.00	2,843.75	337.98	8,806.73
3134G56P5	AGCY CALL	FHLMC 0.500 06/24/16	0.00	4,715.28	0.00	0.00	4,715.28	46.97	4,762.25
3134G5HA6	AGCY CALL	FHLMC 0.700 09/19/16	0.00	116.67	0.00	0.00	116.67	3.32	119.99
Total for Park Dedication Fees			4,384.72	24,908.69	21,617.71	0.00	7,675.70	3,684.77	28,593.46
PEG Fund									
TEXPOOL	LGIP	TexPool	0.00	120.38	120.38	0.00	0.00	0.00	120.38
3135G0PJ6	AGCY CALL	FNMA 0.400 03/25/15	20.00	280.00	300.00	0.00	0.00	0.00	280.00
3130A0GK0	AGCY CALL	FHLB 0.375 12/30/15	0.00	846.88	562.50	0.00	284.38	33.80	880.68
3130A0SD3	AGCY BULET	FHLB 0.375 02/19/16	0.00	458.33	375.00	(4.17)	87.50	3.06	461.39
Total for PEG Fund			20.00	1,705.59	1,357.88	(4.17)	371.88	36.86	1,742.45
Public Art Fund									
TEXPOOL	LGIP	TexPool	0.00	17.51	17.51	0.00	0.00	0.00	17.51
3134G23H3	AGCY BULET	FHLMC 0.500 10/15/13	576.39	48.61	625.00	0.00	0.00	(18.92)	29.69
3133ED5T5	AGCY CALL	FFCB 0.375 10/28/15	0.00	674.48	674.48	0.00	0.00	250.00	924.48
3134G5CP8	AGCY CALL	FHLMC 0.650 07/29/16	0.00	279.86	0.00	0.00	279.86	(12.92)	266.94
Total for Public Art Fund			576.39	1,020.46	1,316.99	0.00	279.86	218.16	1,238.62
Series 2006 CO-W&S									
Total for Series 2006 CO-W&S			0.00	0.00	0.00	0.00	0.00	0.00	0.00



City of Frisco
Earned Income
 From 09/30/2013 to 09/30/2014

CUSIP	Security Type	Security Description	Beg. Accrued	Interest Earned	Interest Rec'd / Sold / Matured	Interest Purchased	Ending Accrued	Disc Accr / Prem Amort	Net Income
Series 2006 GO Bonds									
TEXSTAR	LGIP	TexSTAR	0.00	2,612.33	2,612.33	0.00	0.00	0.00	2,612.33
Total for Series 2006 GO Bonds			0.00	2,612.33	2,612.33	0.00	0.00	0.00	2,612.33
Series 2007 CO Bonds									
3133EA3A4	AGCY CALL	FFCB 0.280 09/02/14	1,127.78	350.00	1,477.78	0.00	0.00	2,402.75	2,752.75
3134G3W71	AGCY CALL	FHLMC 0.350 11/26/14	6,076.39	2,673.61	8,750.00	0.00	0.00	0.00	2,673.61
313381Y66	AGCY CALL	FHLB 0.320 02/13/15	1,493.33	373.34	1,866.67	0.00	0.00	0.00	373.34
Total for Series 2007 CO Bonds			8,697.50	3,396.95	12,094.45	0.00	0.00	2,402.75	5,799.70
Series 2007 CO-W&S									
TEXSTAR	LGIP	TexSTAR	0.00	4,172.45	4,172.45	0.00	0.00	0.00	4,172.45
Total for Series 2007 CO-W&S			0.00	4,172.45	4,172.45	0.00	0.00	0.00	4,172.45
Series 2007 GO Bonds									
TEXSTAR	LGIP	TexSTAR	0.00	1,900.67	1,900.67	0.00	0.00	0.00	1,900.67
3133EA3A4	AGCY CALL	FFCB 0.280 09/02/14	1,127.78	350.00	1,477.78	0.00	0.00	2,402.75	2,752.75
3134G3W71	AGCY CALL	FHLMC 0.350 11/26/14	6,076.39	2,673.61	8,750.00	0.00	0.00	0.00	2,673.61
Total for Series 2007 GO Bonds			7,204.17	4,924.28	12,128.45	0.00	0.00	2,402.75	7,327.03
Series 2008 GO Bonds									
TEXSTAR	LGIP	TexSTAR	0.00	2,675.48	2,675.48	0.00	0.00	0.00	2,675.48
313381Y66	AGCY CALL	FHLB 0.320 02/13/15	2,986.67	746.66	3,733.33	0.00	0.00	0.00	746.66
313382CG6	AGCY CALL	FHLB 0.320 03/12/15	844.44	3,155.56	4,000.00	0.00	0.00	362.10	3,517.66
3134G4QK7	AGCY CALL	FHLMC 0.350 12/31/15	0.00	13,173.61	8,750.00	0.00	4,423.61	0.00	13,173.61
Total for Series 2008 GO Bonds			3,831.11	19,751.31	19,158.81	0.00	4,423.61	362.10	20,113.41



City of Frisco
Earned Income
 From 09/30/2013 to 09/30/2014

CUSIP	Security Type	Security Description	Beg. Accrued	Interest Earned	Interest Rec'd / Sold / Matured	Interest Purchased	Ending Accrued	Disc Accr / Prem Amort	Net Income
Series 2009 CO Bonds									
TEXSTAR	LGIP	TexSTAR	0.00	72.61	72.61	0.00	0.00	0.00	72.61
Total for Series 2009 CO Bonds			0.00	72.61	72.61	0.00	0.00	0.00	72.61
Series 2011 GO Bonds									
Total for Series 2011 GO Bonds			0.00	0.00	0.00	0.00	0.00	0.00	0.00
Series 2013 CO-W&S									
TEXSTAR	LGIP	TexSTAR	0.00	2,407.91	2,407.91	0.00	0.00	0.00	2,407.91
3134G4J41	AGCY CALL	FHLMC 0.400 04/30/15	0.00	20,000.00	20,000.00	0.00	0.00	0.00	20,000.00
3133ED4A7	AGCY BULET	FFCB 0.375 10/07/15	0.00	18,333.33	9,375.00	(104.17)	9,062.50	3,793.30	22,126.63
3134G4HZ4	AGCY CALL	FHLMC 0.500 10/28/15	0.00	23,125.00	12,500.00	0.00	10,625.00	0.00	23,125.00
3134G53J2	AGCY CALL	FHLMC 0.550 05/20/16	0.00	20,013.89	0.00	0.00	20,013.89	0.00	20,013.89
Total for Series 2013 CO-W&S			0.00	83,880.13	44,282.91	(104.17)	39,701.39	3,793.30	87,673.43
Series 2013 GO Bonds									
TEXSTAR	LGIP	TexSTAR	0.00	5,152.73	5,152.73	0.00	0.00	0.00	5,152.73
3134G4HZ4	AGCY CALL	FHLMC 0.500 10/28/15	0.00	20,833.33	12,500.00	(2,291.67)	10,625.00	0.00	20,833.33
Total for Series 2013 GO Bonds			0.00	25,986.06	17,652.73	(2,291.67)	10,625.00	0.00	25,986.06
Series 2013 GO Bonds - Refunding									
TEXSTAR	LGIP	TexSTAR	0.00	970.82	970.82	0.00	0.00	0.00	970.82
3134G4HZ4	AGCY CALL	FHLMC 0.500 10/28/15	0.00	2,291.67	2,291.67	0.00	0.00	0.00	2,291.67
Total for Series 2013 GO Bonds - Refunding			0.00	3,262.49	3,262.49	0.00	0.00	0.00	3,262.49

CUSIP	Security Type	Security Description	Beg. Accrued	Interest Earned	Interest Rec'd / Sold / Matured	Interest Purchased	Ending Accrued	Disc Accr / Prem Amort	Net Income
Series 2014 CO Bonds									
TEXSTAR	LGIP	TexSTAR	0.00	2,822.08	2,822.08	0.00	0.00	0.00	2,822.08
Total for Series 2014 CO Bonds			0.00	2,822.08	2,822.08	0.00	0.00	0.00	2,822.08
Series 2014 CO-W&S									
TEXSTAR	LGIP	TexSTAR	0.00	185.01	185.01	0.00	0.00	0.00	185.01
Total for Series 2014 CO-W&S			0.00	185.01	185.01	0.00	0.00	0.00	185.01
Series 2014 GO Bonds									
TEXSTAR	LGIP	TexSTAR	0.00	271.30	271.30	0.00	0.00	0.00	271.30
Total for Series 2014 GO Bonds			0.00	271.30	271.30	0.00	0.00	0.00	271.30
Solid Waste Operating Fund									
TEXPOOL	LGIP	TexPool	0.00	56.66	56.66	0.00	0.00	0.00	56.66
3134G4FE3	AGCY CALL	FHLMC 0.400 09/04/15	540.00	6,660.00	7,200.00	0.00	0.00	2,165.92	8,825.92
3134G5HA6	AGCY CALL	FHLMC 0.700 09/19/16	0.00	420.00	0.00	0.00	420.00	11.93	431.93
Total for Solid Waste Operating Fund			540.00	7,136.66	7,256.66	0.00	420.00	2,177.85	9,314.51
Special Events Fund									
TEXPOOL	LGIP	TexPool	0.00	73.84	73.84	0.00	0.00	0.00	73.84
Total for Special Events Fund			0.00	73.84	73.84	0.00	0.00	0.00	73.84



City of Frisco
Earned Income
 From 09/30/2013 to 09/30/2014

CUSIP	Security Type	Security Description	Beg. Accrued	Interest Earned	Interest Rec'd / Sold / Matured	Interest Purchased	Ending Accrued	Disc Accr / Prem Amort	Net Income
Stormwater Operating Fund									
TEXPOOL	LGIP	TexPool	0.00	95.69	95.69	0.00	0.00	0.00	95.69
3135G0PJ6	AGCY CALL	FNMA 0.400 03/25/15	33.33	466.67	500.00	0.00	0.00	0.00	466.67
3130A0GK0	AGCY CALL	FHLB 0.375 12/30/15	0.00	1,411.46	937.50	0.00	473.96	56.33	1,467.79
Total for Stormwater Operating Fund			33.33	1,973.82	1,533.19	0.00	473.96	56.33	2,030.15
Superdrome									
TEXPOOL	LGIP	TexPool	0.00	79.52	79.52	0.00	0.00	0.00	79.52
3134G2UA8	AGCY BULET	FHLMC 1.000 08/20/14	1,708.33	13,291.67	15,000.00	0.00	0.00	(9,257.46)	4,034.21
3130A2T30	AGCY CALL	FHLB 0.625 08/26/16	0.00	911.46	0.00	0.00	911.46	(58.33)	853.13
Total for Superdrome			1,708.33	14,282.65	15,079.52	0.00	911.46	(9,315.79)	4,966.86
TIRZ #1									
TEXPOOL	LGIP	TexPool	0.00	1,493.33	1,493.33	0.00	0.00	0.00	1,493.33
Total for TIRZ #1			0.00	1,493.33	1,493.33	0.00	0.00	0.00	1,493.33
Traffic Control Enforcement									
TEXPOOL	LGIP	TexPool	0.00	91.87	91.87	0.00	0.00	0.00	91.87
Total for Traffic Control Enforcement			0.00	91.87	91.87	0.00	0.00	0.00	91.87
Water & Sewer Cap Proj Arb Acct									
TEXPOOL	LGIP	TexPool	0.00	4.15	4.15	0.00	0.00	0.00	4.15
Total for Water & Sewer Cap Proj Arb Acct			0.00	4.15	4.15	0.00	0.00	0.00	4.15

CUSIP	Security Type	Security Description	Beg. Accrued	Interest Earned	Interest Rec'd / Sold / Matured	Interest Purchased	Ending Accrued	Disc Accr / Prem Amort	Net Income
Water & Sewer Fund									
TEXPOOL	LGIP	TexPool	0.00	501.49	501.49	0.00	0.00	0.00	501.49
TEXSTAR	LGIP	TexSTAR	0.00	1,079.59	1,079.59	0.00	0.00	0.00	1,079.59
3135G0PJ6	AGCY CALL	FNMA 0.400 03/25/15	309.67	4,335.33	4,645.00	0.00	0.00	0.00	4,335.33
3134G42V9	AGCY CALL	FHLMC 0.320 04/29/15	6,755.56	5,244.44	12,000.00	0.00	0.00	0.00	5,244.44
3133ED5T5	AGCY CALL	FFCB 0.375 10/28/15	0.00	1,031.25	1,031.25	0.00	0.00	137.07	1,168.32
3130A0GK0	AGCY CALL	FHLB 0.375 12/30/15	0.00	13,112.45	8,709.38	0.00	4,403.07	523.31	13,635.76
Total for Water & Sewer Fund			7,065.23	25,304.55	27,966.71	0.00	4,403.07	660.38	25,964.93
Water & Sewer Imp Fees									
TEXPOOL	LGIP	TexPool	0.00	824.98	824.98	0.00	0.00	0.00	824.98
TEXSTAR	LGIP	TexSTAR	0.00	170.43	170.43	0.00	0.00	0.00	170.43
WF-FRIS2	BANK DEP	Wells Fargo Ana Bus Cking	0.00	6,982.17	6,982.17	0.00	0.00	0.00	6,982.17
3134G23H3	AGCY BULET	FHLMC 0.500 10/15/13	6,916.67	583.33	7,500.00	0.00	0.00	(227.07)	356.26
3134G4FE3	AGCY CALL	FHLMC 0.400 09/04/15	1,500.00	18,500.00	20,000.00	0.00	0.00	6,016.45	24,516.45
3133ED5T5	AGCY CALL	FFCB 0.375 10/28/15	0.00	7,062.50	8,093.75	(1,031.25)	0.00	2,862.93	9,925.43
3130A0SD3	AGCY BULET	FHLB 0.375 02/19/16	0.00	6,875.00	5,625.00	(62.50)	1,312.50	45.90	6,920.90
3134G5CP8	AGCY CALL	FHLMC 0.650 07/29/16	0.00	3,358.33	0.00	0.00	3,358.33	(155.01)	3,203.32
3134G5HA6	AGCY CALL	FHLMC 0.700 09/19/16	0.00	1,166.67	0.00	0.00	1,166.67	33.15	1,199.82
Total for Water & Sewer Imp Fees			8,416.67	45,523.41	49,196.33	(1,093.75)	5,837.50	8,576.35	54,099.76
Workforce Housing									
TEXPOOL	LGIP	TexPool	0.00	39.03	39.03	0.00	0.00	0.00	39.03
3134G2UA8	AGCY BULET	FHLMC 1.000 08/20/14	398.61	3,101.39	3,500.00	0.00	0.00	(2,160.07)	941.32
3130A2T30	AGCY CALL	FHLB 0.625 08/26/16	0.00	212.67	0.00	0.00	212.67	(13.61)	199.06
Total for Workforce Housing			398.61	3,353.09	3,539.03	0.00	212.67	(2,173.68)	1,179.41
Total for City of Frisco			98,452.49	605,231.74	562,755.81	(7,276.89)	148,205.31	19,304.75	624,536.49



City of Frisco
Investment Transactions
 From 10/01/2013 to 09/30/2014

Trade Date	Settle Date	CUSIP	Security Type	Security Description	Coupon	Mty Date	Call Date	Par Value	Price	Principal Amount	Int Purchased / Received	Total Amount	Realized Gain / Loss	YTM	YTW
Capital Proj / Esc															
Calls															
05/19/14	05/20/14	3133ECL69	AGCY CALL	FFCB	0.250	04/15/15	05/20/14	1,500,000.00	100.000	1,500,000.00	364.58	1,500,364.58		0.300	0.250
Total for: Calls								1,500,000.00		1,500,000.00	364.58	1,500,364.58		0.300	0.250
Maturities															
08/20/14	08/20/14	3134G2UA8	AGCY BULET	FHLMC	1.000	08/20/14		3,150,000.00	100.000	3,150,000.00	0.00	3,150,000.00		0.302	
Total for: Maturities								3,150,000.00		3,150,000.00	0.00	3,150,000.00		0.302	
Purchases															
02/20/14	03/03/14	3130A0ZD5	AGCY CALL	FHLB	0.350	03/03/16		3,000,000.00	99.913	2,997,390.00	0.00	2,997,390.00		0.394	0.394
06/04/14	06/24/14	3134G56P5	AGCY CALL	FHLMC	0.500	06/24/16	12/24/14	1,500,000.00	99.990	1,499,850.00	0.00	1,499,850.00		0.505	0.505
08/18/14	08/26/14	3130A2T30	AGCY CALL	FHLB	0.625	08/26/16	11/26/14	3,150,000.00	100.020	3,150,630.00	0.00	3,150,630.00		0.615	0.545
Total for: Purchases								7,650,000.00		7,647,870.00	0.00	7,647,870.00		0.507	0.478
Income Payments															
10/15/13	10/15/13	3133ECL69	AGCY CALL	FFCB	0.250	04/15/15				0.00	1,875.00	1,875.00			
02/20/14	02/20/14	3134G2UA8	AGCY BULET	FHLMC	1.000	08/20/14				0.00	15,750.00	15,750.00			
04/15/14	04/15/14	3133ECL69	AGCY CALL	FFCB	0.250	04/15/15				0.00	1,875.00	1,875.00			
08/20/14	08/20/14	3134G2UA8	AGCY BULET	FHLMC	1.000	08/20/14				0.00	15,750.00	15,750.00			
09/03/14	09/03/14	3130A0ZD5	AGCY CALL	FHLB	0.350	03/03/16				0.00	5,250.00	5,250.00			
Total for: Income Payments										0.00	40,500.00	40,500.00			



City of Frisco
Investment Transactions
 From 10/01/2013 to 09/30/2014

Trade Date	Settle Date	CUSIP	Security Type	Security Description	Coupon	Mty Date	Call Date	Par Value	Price	Principal Amount	Int Purchased / Received	Total Amount	Realized Gain / Loss	YTM	YTW
Capital Project Reserve Fund															
Purchases															
12/16/13	12/30/13	3130A0GK0	AGCY CALL	FHLB	0.375	12/30/15		500,000.00	99.970	499,850.00	0.00	499,850.00		0.390	0.390
Total for: Purchases								500,000.00		499,850.00	0.00	499,850.00		0.390	0.390
Income Payments															
06/30/14	06/30/14	3130A0GK0	AGCY CALL	FHLB	0.375	12/30/15				0.00	937.50	937.50			
Total for: Income Payments										0.00	937.50	937.50			



City of Frisco
Investment Transactions
 From 10/01/2013 to 09/30/2014

Trade Date	Settle Date	CUSIP	Security Type	Security Description	Coupon	Mty Date	Call Date	Par Value	Price	Principal Amount	Int Purchased / Received	Total Amount	Realized Gain / Loss	YTM	YTW
Capital Reserve Fund															
Calls															
12/18/13	12/25/13	3135G0PJ6	AGCY CALL	FNMA	0.400	03/25/15	12/25/13	500,000.00	100.000	500,000.00	500.00	500,500.00		0.371	
07/16/14	07/17/14	3133ED5T5	AGCY CALL	FFCB	0.375	10/28/15	07/17/14	1,000,000.00	100.000	1,000,000.00	822.92	1,000,822.92		0.425	0.375
09/03/14	09/04/14	3134G4FE3	AGCY CALL	FHLMC	0.400	09/04/15	09/04/14	1,500,000.00	100.000	1,500,000.00	0.00	1,500,000.00		0.463	0.400
Total for: Calls								3,000,000.00		3,000,000.00	1,322.92	3,001,322.92		0.435	0.325
Maturities															
10/15/13	10/15/13	3134G23H3	AGCY BULET	FHLMC	0.500	10/15/13		1,000,000.00	100.000	1,000,000.00	0.00	1,000,000.00		0.305	
Total for: Maturities								1,000,000.00		1,000,000.00	0.00	1,000,000.00		0.305	
Purchases															
10/21/13	10/28/13	3133ED5T5	AGCY CALL	FFCB	0.375	10/28/15		1,000,000.00	99.900	999,000.00	0.00	999,000.00		0.425	0.425
07/14/14	07/29/14	3134G5CP8	AGCY CALL	FHLMC	0.650	07/29/16	10/29/14	1,000,000.00	100.015	1,000,150.00	0.00	1,000,150.00		0.642	0.590
09/02/14	09/19/14	3134G5HA6	AGCY CALL	FHLMC	0.700	09/19/16	12/19/14	1,500,000.00	99.960	1,499,400.00	0.00	1,499,400.00		0.720	0.720
Total for: Purchases								3,500,000.00		3,498,550.00	0.00	3,498,550.00		0.614	0.599
Income Payments															
10/15/13	10/15/13	3134G23H3	AGCY BULET	FHLMC	0.500	10/15/13				0.00	2,500.00	2,500.00			
03/04/14	03/04/14	3134G4FE3	AGCY CALL	FHLMC	0.400	09/04/15				0.00	3,000.00	3,000.00			
04/28/14	04/28/14	3133ED5T5	AGCY CALL	FFCB	0.375	10/28/15				0.00	1,875.00	1,875.00			
09/04/14	09/04/14	3134G4FE3	AGCY CALL	FHLMC	0.400	09/04/15				0.00	3,000.00	3,000.00			
Total for: Income Payments										0.00	10,375.00	10,375.00			



City of Frisco
Investment Transactions
 From 10/01/2013 to 09/30/2014

Trade Date	Settle Date	CUSIP	Security Type	Security Description	Coupon	Mty Date	Call Date	Par Value	Price	Principal Amount	Int Purchased / Received	Total Amount	Realized Gain / Loss	YTM	YTW
CDC CO Bonds 2013															
<u>Purchases</u>															
02/24/14	02/25/14	3130A03Q1	AGCY BULET	FHLB	0.210	11/07/14		6,000,000.00	100.048	6,002,867.94	3,780.00	6,006,647.94		0.142	0.142
Total for: Purchases								6,000,000.00		6,002,867.94	3,780.00	6,006,647.94		0.142	0.142
<u>Income Payments</u>															
05/07/14	05/07/14	3130A03Q1	AGCY BULET	FHLB	0.210	11/07/14				0.00	6,300.00	6,300.00			
Total for: Income Payments										0.00	6,300.00	6,300.00			

Trade Date	Settle Date	CUSIP	Security Type	Security Description	Coupon	Mty Date	Call Date	Par Value	Price	Principal Amount	Int Purchased / Received	Total Amount	Realized Gain / Loss	YTM	YTW
CDC Fund															
Calls															
12/06/13	12/12/13	313382CG6	AGCY CALL	FHLB	0.320	03/12/15	12/12/13	2,000,000.00	100.000	2,000,000.00	1,600.00	2,001,600.00		0.325	0.320
01/24/14	01/29/14	3134G42V9	AGCY CALL	FHLMC	0.320	04/29/15	01/29/14	5,000,000.00	100.000	5,000,000.00	4,000.00	5,004,000.00		0.325	
05/18/14	05/19/14	3130A0TS9	AGCY CALL	FHLB	0.450	02/19/16	05/19/14	5,000,000.00	100.000	5,000,000.00	5,625.00	5,005,625.00		0.475	0.450
06/23/14	06/24/14	313383HD6	AGCY CALL	FHLB	0.350	06/24/15	06/24/14	1,900,000.00	100.000	1,900,000.00	0.00	1,900,000.00		0.350	0.350
Total for: Calls								13,900,000.00		13,900,000.00	11,225.00	13,911,225.00		0.382	0.256
Purchases															
12/10/13	12/31/13	3134G4QK7	AGCY CALL	FHLMC	0.350	12/31/15	12/31/14	2,000,000.00	100.000	2,000,000.00	0.00	2,000,000.00		0.350	0.350
01/28/14	02/19/14	3130A0TS9	AGCY CALL	FHLB	0.450	02/19/16	11/19/14	5,000,000.00	99.950	4,997,500.00	0.00	4,997,500.00		0.475	0.475
06/04/14	06/24/14	3134G56P5	AGCY CALL	FHLMC	0.500	06/24/16	12/24/14	5,000,000.00	99.990	4,999,500.00	0.00	4,999,500.00		0.505	0.505
06/23/14	06/30/14	3130A2FG6	AGCY CALL	FHLB	0.570	06/30/16	12/30/14	1,900,000.00	100.000	1,900,000.00	0.00	1,900,000.00		0.570	0.570
Total for: Purchases								13,900,000.00		13,897,000.00	0.00	13,897,000.00		0.481	0.481
Income Payments															
10/29/13	10/29/13	3134G42V9	AGCY CALL	FHLMC	0.320	04/29/15				0.00	8,000.00	8,000.00			
12/24/13	12/24/13	313383HD6	AGCY CALL	FHLB	0.350	06/24/15				0.00	3,325.00	3,325.00			
06/24/14	06/24/14	313383HD6	AGCY CALL	FHLB	0.350	06/24/15				0.00	3,325.00	3,325.00			
06/30/14	06/30/14	3134G4QK7	AGCY CALL	FHLMC	0.350	12/31/15				0.00	3,500.00	3,500.00			
Total for: Income Payments										0.00	18,150.00	18,150.00			
CIP Contributions															
Calls															
10/15/13	10/20/13	313382N2	AGCY CALL	FHLB	0.350	02/20/15	10/20/13	5,000,000.00	100.000	5,000,000.00	2,916.67	5,002,916.67		0.350	
Total for: Calls								5,000,000.00		5,000,000.00	2,916.67	5,002,916.67		0.350	



City of Frisco
Investment Transactions
 From 10/01/2013 to 09/30/2014

Trade Date	Settle Date	CUSIP	Security Type	Security Description	Coupon	Mty Date	Call Date	Par Value	Price	Principal Amount	Int Purchased / Received	Total Amount	Realized Gain / Loss	YTM	YTW
Court Fees															
Calls															
04/15/14	04/16/14	3134G4GY8	AGCY CALL	FHLMC	0.500	10/16/15	04/16/14	400,000.00	100.000	400,000.00	0.00	400,000.00		0.500	0.500
Total for: Calls								400,000.00		400,000.00	0.00	400,000.00		0.500	0.500
Purchases															
09/24/13	10/16/13	3134G4GY8	AGCY CALL	FHLMC	0.500	10/16/15	10/16/14	400,000.00	100.000	400,000.00	0.00	400,000.00		0.500	0.500
Total for: Purchases								400,000.00		400,000.00	0.00	400,000.00		0.500	0.500
Income Payments															
04/16/14	04/16/14	3134G4GY8	AGCY CALL	FHLMC	0.500	10/16/15				0.00	1,000.00	1,000.00			
Total for: Income Payments										0.00	1,000.00	1,000.00			



City of Frisco
Investment Transactions
 From 10/01/2013 to 09/30/2014

Trade Date	Settle Date	CUSIP	Security Type	Security Description	Coupon	Mty Date	Call Date	Par Value	Price	Principal Amount	Int Purchased / Received	Total Amount	Realized Gain / Loss	YTM	YTW
EDC Fund															
Calls															
10/12/13	10/13/13	313381Y66	AGCY CALL	FHLB	0.320	02/13/15	10/13/13	1,250,000.00	100.000	1,250,000.00	666.67	1,250,666.67		0.320	0.320
12/06/13	12/12/13	313382CG6	AGCY CALL	FHLB	0.320	03/12/15	12/12/13	4,750,000.00	100.000	4,750,000.00	3,800.00	4,753,800.00		0.325	0.320
06/23/14	06/24/14	313383HD6	AGCY CALL	FHLB	0.350	06/24/15	06/24/14	1,900,000.00	100.000	1,900,000.00	0.00	1,900,000.00		0.350	0.350
Total for: Calls								7,900,000.00		7,900,000.00	4,466.67	7,904,466.67		0.330	0.327
Maturities															
02/10/14	02/10/14	CD-2041	CD	American Bk of TX CD	0.350	02/10/14		1,004,389.88	100.000	1,004,389.88	0.00	1,004,389.88		0.350	
05/17/14	05/17/14	CD-4385	CD-IAM	American Bk of TX CD	0.400	05/17/14		5,000,000.00	100.000	5,000,000.00	20,000.00	5,020,000.00		0.400	
Total for: Maturities								6,004,389.88		6,004,389.88	20,000.00	6,024,389.88		0.392	
Purchases															
10/08/13	10/28/13	3134G4HZ4	AGCY CALL	FHLMC	0.500	10/28/15	10/28/14	1,250,000.00	100.000	1,250,000.00	0.00	1,250,000.00		0.500	0.500
12/10/13	12/31/13	3134G4QK7	AGCY CALL	FHLMC	0.350	12/31/15	12/31/14	4,750,000.00	100.000	4,750,000.00	0.00	4,750,000.00		0.350	0.350
02/10/14	02/10/14	CD-2041-1	CD	American Bk of TX CD	0.500	08/10/15		1,005,275.94	100.000	1,005,275.94	0.00	1,005,275.94		0.500	0.500
05/17/14	05/17/14	CD-7912	CD	American Bk of TX CD	0.250	05/17/15		5,000,000.00	100.000	5,000,000.00	0.00	5,000,000.00		0.250	0.250
06/23/14	06/30/14	3130A2FG6	AGCY CALL	FHLB	0.570	06/30/16	12/30/14	1,900,000.00	100.000	1,900,000.00	0.00	1,900,000.00		0.570	0.570
Total for: Purchases								13,905,275.94		13,905,275.94	0.00	13,905,275.94		0.368	0.368
Income Payments															
11/10/13	11/10/13	CD-2041	CD	American Bk of TX CD	0.350	02/10/14				0.00	885.28	885.28			
12/24/13	12/24/13	313383HD6	AGCY CALL	FHLB	0.350	06/24/15				0.00	3,325.00	3,325.00			
02/10/14	02/10/14	CD-2041	CD	American Bk of TX CD	0.350	02/10/14				0.00	886.06	886.06			
04/28/14	04/28/14	3134G4HZ4	AGCY CALL	FHLMC	0.500	10/28/15				0.00	3,125.00	3,125.00			
05/10/14	05/10/14	CD-2041-1	CD	American Bk of TX CD	0.500	08/10/15				0.00	1,225.61	1,225.61			
05/17/14	05/17/14	CD-4385	CD-IAM	American Bk of TX CD	0.400	05/17/14				0.00	30.02	30.02			
06/24/14	06/24/14	313383HD6	AGCY CALL	FHLB	0.350	06/24/15				0.00	3,325.00	3,325.00			
06/30/14	06/30/14	3134G4QK7	AGCY CALL	FHLMC	0.350	12/31/15				0.00	8,312.50	8,312.50			
08/10/14	08/10/14	CD-2041-1	CD	American Bk of TX CD	0.500	08/10/15				0.00	1,268.47	1,268.47			
08/17/14	08/17/14	CD-7912	CD	American Bk of TX CD	0.250	05/17/15				0.00	3,150.68	3,150.68			



City of Frisco
Investment Transactions
 From 10/01/2013 to 09/30/2014

Trade Date	Settle Date	CUSIP	Security Type	Security Description	Coupon	Mty Date	Call Date	Par Value	Price	Principal Amount	Int Purchased / Received	Total Amount	Realized Gain / Loss	YTM	YTW	
EDC Fund																
Total for: Income Payments											0.00	25,533.62	25,533.62			
Capitalized Interest																
11/08/13	11/08/13	CD-2041	CD	American Bk of TX CD	0.350	02/10/14		885.28	100.000	885.28	0.00	885.28				
05/10/14	05/10/14	CD-2041-1	CD	American Bk of TX CD	0.500	08/10/15		1,225.61	100.000	1,225.61	0.00	1,225.61				
08/10/14	08/10/14	CD-2041-1	CD	American Bk of TX CD	0.500	08/10/15		1,268.47	100.000	1,268.47	0.00	1,268.47				
08/17/14	08/17/14	CD-7912	CD	American Bk of TX CD	0.250	05/17/15		3,150.68	100.000	3,150.68	0.00	3,150.68				
Total for: Capitalized Interest								6,530.04		6,530.04	0.00	6,530.04				



City of Frisco
Investment Transactions
 From 10/01/2013 to 09/30/2014

Trade Date	Settle Date	CUSIP	Security Type	Security Description	Coupon	Mty Date	Call Date	Par Value	Price	Principal Amount	Int Purchased / Received	Total Amount	Realized Gain / Loss	YTM	YTW
General Operating Fund															
Calls															
12/06/13	12/12/13	313382CG6	AGCY CALL	FHLB	0.320	03/12/15	12/12/13	4,000,000.00	100.000	4,000,000.00	3,200.00	4,003,200.00		0.325	0.320
07/16/14	07/17/14	3133ED5T5	AGCY CALL	FFCB	0.375	10/28/15	07/17/14	5,500,000.00	100.000	5,500,000.00	4,526.04	5,504,526.04		0.425	0.375
Total for: Calls								9,500,000.00		9,500,000.00	7,726.04	9,507,726.04		0.383	0.352
Maturities															
10/15/13	10/15/13	313397MZ1	AGCY DISCO	FHLMC		10/15/13		5,000,000.00	100.000	5,000,000.00	0.00	5,000,000.00		0.155	
10/15/13	10/15/13	3134G23H3	AGCY BULET	FHLMC	0.500	10/15/13		5,500,000.00	100.000	5,500,000.00	0.00	5,500,000.00		0.305	
05/21/14	05/21/14	313385XB7	AGCY DISCO	FHLB		05/21/14		5,000,000.00	100.000	5,000,000.00	0.00	5,000,000.00		0.070	
07/23/14	07/23/14	313385ZS8	AGCY DISCO	FHLB		07/23/14		5,000,000.00	100.000	5,000,000.00	0.00	5,000,000.00		0.088	
08/13/14	08/13/14	313385B70	AGCY DISCO	FHLB		08/13/14		5,000,000.00	100.000	5,000,000.00	0.00	5,000,000.00		0.100	
Total for: Maturities								25,500,000.00		25,500,000.00	0.00	25,500,000.00		0.147	
Purchases															
10/21/13	10/28/13	3133ED5T5	AGCY CALL	FFCB	0.375	10/28/15		5,500,000.00	99.900	5,494,500.00	0.00	5,494,500.00		0.425	0.425
12/10/13	12/31/13	3134G4QK7	AGCY CALL	FHLMC	0.350	12/31/15	12/31/14	4,000,000.00	100.000	4,000,000.00	0.00	4,000,000.00		0.350	0.350
02/19/14	02/20/14	313385XB7	AGCY DISCO	FHLB		05/21/14		5,000,000.00	99.983	4,999,125.00	0.00	4,999,125.00		0.070	0.070
02/19/14	02/20/14	313385ZS8	AGCY DISCO	FHLB		07/23/14		5,000,000.00	99.963	4,998,130.00	0.00	4,998,130.00		0.088	0.088
02/19/14	02/20/14	313385B70	AGCY DISCO	FHLB		08/13/14		5,000,000.00	99.952	4,997,583.33	0.00	4,997,583.33		0.100	0.100
07/14/14	07/29/14	3134G5CP8	AGCY CALL	FHLMC	0.650	07/29/16	10/29/14	5,500,000.00	100.015	5,500,825.00	0.00	5,500,825.00		0.642	0.590
Total for: Purchases								30,000,000.00		29,990,163.33	0.00	29,990,163.33		0.285	0.276
Income Payments															
10/15/13	10/15/13	3134G23H3	AGCY BULET	FHLMC	0.500	10/15/13				0.00	13,750.00	13,750.00			
04/28/14	04/28/14	3133ED5T5	AGCY CALL	FFCB	0.375	10/28/15				0.00	10,312.50	10,312.50			
06/30/14	06/30/14	3134G4QK7	AGCY CALL	FHLMC	0.350	12/31/15				0.00	7,000.00	7,000.00			
Total for: Income Payments										0.00	31,062.50	31,062.50			



City of Frisco
Investment Transactions
 From 10/01/2013 to 09/30/2014

Trade Date	Settle Date	CUSIP	Security Type	Security Description	Coupon	Mty Date	Call Date	Par Value	Price	Principal Amount	Int Purchased / Received	Total Amount	Realized Gain / Loss	YTM	YTW
Impact Fees															
Calls															
10/12/13	10/13/13	313381Y66	AGCY CALL	FHLB	0.320	02/13/15	10/13/13	2,000,000.00	100.000	2,000,000.00	1,066.67	2,001,066.67		0.320	0.320
10/15/13	10/20/13	3133822N2	AGCY CALL	FHLB	0.350	02/20/15	10/20/13	5,000,000.00	100.000	5,000,000.00	2,916.67	5,002,916.67		0.350	
04/23/14	04/28/14	3134G4JE9	AGCY CALL	FHLMC	0.450	10/28/15	04/28/14	5,000,000.00	100.000	5,000,000.00	0.00	5,000,000.00		0.458	
07/16/14	07/17/14	3133ED5T5	AGCY CALL	FFCB	0.375	10/28/15	07/17/14	3,000,000.00	100.000	3,000,000.00	2,468.75	3,002,468.75		0.425	0.375
09/03/14	09/04/14	3134G4FE3	AGCY CALL	FHLMC	0.400	09/04/15	09/04/14	4,000,000.00	100.000	4,000,000.00	0.00	4,000,000.00		0.463	0.400
Total for: Calls								19,000,000.00		19,000,000.00	6,452.09	19,006,452.09		0.411	0.177
Maturities															
10/15/13	10/15/13	3134G23H3	AGCY BULET	FHLMC	0.500	10/15/13		3,000,000.00	100.000	3,000,000.00	0.00	3,000,000.00		0.305	
Total for: Maturities								3,000,000.00		3,000,000.00	0.00	3,000,000.00		0.305	
Purchases															
10/08/13	10/28/13	3134G4HZ4	AGCY CALL	FHLMC	0.500	10/28/15	10/28/14	2,000,000.00	100.000	2,000,000.00	0.00	2,000,000.00		0.500	0.500
10/17/13	10/28/13	3134G4JE9	AGCY CALL	FHLMC	0.450	10/28/15	10/28/14	5,000,000.00	99.985	4,999,250.00	0.00	4,999,250.00		0.458	0.458
10/21/13	10/28/13	3133ED5T5	AGCY CALL	FFCB	0.375	10/28/15		3,000,000.00	99.900	2,997,000.00	0.00	2,997,000.00		0.425	0.425
04/22/14	05/20/14	3134G53J2	AGCY CALL	FHLMC	0.550	05/20/16	11/20/14	8,000,000.00	100.000	8,000,000.00	0.00	8,000,000.00		0.550	0.550
07/14/14	07/29/14	3134G5CP8	AGCY CALL	FHLMC	0.650	07/29/16	10/29/14	3,000,000.00	100.015	3,000,450.00	0.00	3,000,450.00		0.642	0.590
09/02/14	09/19/14	3134G5HA6	AGCY CALL	FHLMC	0.700	09/19/16	12/19/14	4,000,000.00	99.960	3,998,400.00	0.00	3,998,400.00		0.720	0.720
Total for: Purchases								25,000,000.00		24,995,100.00	0.00	24,995,100.00		0.551	0.545
Income Payments															
10/15/13	10/15/13	3134G23H3	AGCY BULET	FHLMC	0.500	10/15/13				0.00	7,500.00	7,500.00			
03/04/14	03/04/14	3134G4FE3	AGCY CALL	FHLMC	0.400	09/04/15				0.00	8,000.00	8,000.00			
04/28/14	04/28/14	3133ED5T5	AGCY CALL	FFCB	0.375	10/28/15				0.00	5,625.00	5,625.00			
04/28/14	04/28/14	3134G4HZ4	AGCY CALL	FHLMC	0.500	10/28/15				0.00	5,000.00	5,000.00			
04/28/14	04/28/14	3134G4JE9	AGCY CALL	FHLMC	0.450	10/28/15				0.00	11,250.00	11,250.00			
09/04/14	09/04/14	3134G4FE3	AGCY CALL	FHLMC	0.400	09/04/15				0.00	8,000.00	8,000.00			



City of Frisco
Investment Transactions
From 10/01/2013 to 09/30/2014

Trade Date	Settle Date	CUSIP	Security Type	Security Description	Coupon	Mty Date	Call Date	Par Value	Price	Principal Amount	Int Purchased / Received	Total Amount	Realized Gain / Loss	YTM	YTW	
Impact Fees																
Total for: Income Payments											0.00	45,375.00	45,375.00			

Trade Date	Settle Date	CUSIP	Security Type	Security Description	Coupon	Mty Date	Call Date	Par Value	Price	Principal Amount	Int Purchased / Received	Total Amount	Realized Gain / Loss	YTM	YTW
Insurance Reserve Fund															
Calls															
12/18/13	12/25/13	3135G0PJ6	AGCY CALL	FNMA	0.400	03/25/15	12/25/13	1,000,000.00	100.000	1,000,000.00	1,000.00	1,001,000.00		0.371	
04/15/14	04/16/14	3134G4GY8	AGCY CALL	FHLMC	0.500	10/16/15	04/16/14	1,000,000.00	100.000	1,000,000.00	0.00	1,000,000.00		0.500	0.500
07/16/14	07/17/14	3133ED5T5	AGCY CALL	FFCB	0.375	10/28/15	07/17/14	400,000.00	100.000	400,000.00	329.17	400,329.17		0.425	0.375
09/03/14	09/04/14	3134G4FE3	AGCY CALL	FHLMC	0.400	09/04/15	09/04/14	500,000.00	100.000	500,000.00	0.00	500,000.00		0.463	0.400
Total for: Calls								2,900,000.00		2,900,000.00	1,329.17	2,901,329.17		0.439	0.293
Maturities															
10/15/13	10/15/13	3134G23H3	AGCY BULET	FHLMC	0.500	10/15/13		400,000.00	100.000	400,000.00	0.00	400,000.00		0.305	
Total for: Maturities								400,000.00		400,000.00	0.00	400,000.00		0.305	
Purchases															
09/24/13	10/16/13	3134G4GY8	AGCY CALL	FHLMC	0.500	10/16/15	10/16/14	1,000,000.00	100.000	1,000,000.00	0.00	1,000,000.00		0.500	0.500
10/21/13	10/28/13	3133ED5T5	AGCY CALL	FFCB	0.375	10/28/15		400,000.00	99.900	399,600.00	0.00	399,600.00		0.425	0.425
12/16/13	12/30/13	3130A0GK0	AGCY CALL	FHLB	0.375	12/30/15		1,000,000.00	99.970	999,700.00	0.00	999,700.00		0.390	0.390
02/20/14	02/21/14	3130A0SD3	AGCY BULET	FHLB	0.375	02/19/16		150,000.00	99.995	149,992.50	3.13	149,995.63		0.378	0.378
04/10/14	04/22/14	3130A1HY7	AGCY CALL	FHLB	0.500	04/22/16	04/22/15	1,000,000.00	100.070	1,000,700.00	0.00	1,000,700.00		0.465	0.430
07/14/14	07/29/14	3134G5CP8	AGCY CALL	FHLMC	0.650	07/29/16	10/29/14	400,000.00	100.015	400,060.00	0.00	400,060.00		0.642	0.590
09/02/14	09/19/14	3134G5HA6	AGCY CALL	FHLMC	0.700	09/19/16	12/19/14	500,000.00	99.960	499,800.00	0.00	499,800.00		0.720	0.720
Total for: Purchases								4,450,000.00		4,449,852.50	3.13	4,449,855.63		0.494	0.481
Income Payments															
10/15/13	10/15/13	3134G23H3	AGCY BULET	FHLMC	0.500	10/15/13				0.00	1,000.00	1,000.00			
03/04/14	03/04/14	3134G4FE3	AGCY CALL	FHLMC	0.400	09/04/15				0.00	1,000.00	1,000.00			
04/16/14	04/16/14	3134G4GY8	AGCY CALL	FHLMC	0.500	10/16/15				0.00	2,500.00	2,500.00			
04/28/14	04/28/14	3133ED5T5	AGCY CALL	FFCB	0.375	10/28/15				0.00	750.00	750.00			
06/30/14	06/30/14	3130A0GK0	AGCY CALL	FHLB	0.375	12/30/15				0.00	1,875.00	1,875.00			
08/19/14	08/19/14	3130A0SD3	AGCY BULET	FHLB	0.375	02/19/16				0.00	281.25	281.25			
09/04/14	09/04/14	3134G4FE3	AGCY CALL	FHLMC	0.400	09/04/15				0.00	1,000.00	1,000.00			



City of Frisco
Investment Transactions
 From 10/01/2013 to 09/30/2014

Trade Date	Settle Date	CUSIP	Security Type	Security Description	Coupon	Mty Date	Call Date	Par Value	Price	Principal Amount	Int Purchased / Received	Total Amount	Realized Gain / Loss	YTM	YTW
Insurance Reserve Fund															
Total for: Income Payments										0.00	8,406.25	8,406.25			
Interest & Sinking Fund															
Maturities															
07/23/14	07/23/14	313385ZS8	AGCY DISCO	FHLB		07/23/14		2,600,000.00	100.000	2,600,000.00	0.00	2,600,000.00		0.070	
08/06/14	08/06/14	313385A89	AGCY DISCO	FHLB		08/06/14		1,400,000.00	100.000	1,400,000.00	0.00	1,400,000.00		0.080	
Total for: Maturities								4,000,000.00		4,000,000.00	0.00	4,000,000.00		0.074	
Purchases															
03/25/14	03/26/14	313385ZS8	AGCY DISCO	FHLB		07/23/14		2,600,000.00	99.977	2,599,398.39	0.00	2,599,398.39		0.070	0.070
03/25/14	03/26/14	313385A89	AGCY DISCO	FHLB		08/06/14		1,400,000.00	99.970	1,399,586.22	0.00	1,399,586.22		0.080	0.080
Total for: Purchases								4,000,000.00		3,998,984.61	0.00	3,998,984.61		0.074	0.074



City of Frisco
Investment Transactions
 From 10/01/2013 to 09/30/2014

Trade Date	Settle Date	CUSIP	Security Type	Security Description	Coupon	Mty Date	Call Date	Par Value	Price	Principal Amount	Int Purchased / Received	Total Amount	Realized Gain / Loss	YTM	YTW
Park Dedication Fees															
Calls															
12/18/13	12/25/13	3135G0PJ6	AGCY CALL	FNMA	0.400	03/25/15	12/25/13	3,000,000.00	100.000	3,000,000.00	3,000.00	3,003,000.00		0.371	
05/19/14	05/20/14	3133ECL69	AGCY CALL	FFCB	0.250	04/15/15	05/20/14	3,500,000.00	100.000	3,500,000.00	850.69	3,500,850.69		0.300	0.250
09/03/14	09/04/14	3134G4FE3	AGCY CALL	FHLMC	0.400	09/04/15	09/04/14	500,000.00	100.000	500,000.00	0.00	500,000.00		0.463	0.400
Total for: Calls								7,000,000.00		7,000,000.00	3,850.69	7,003,850.69		0.342	0.154
Purchases															
12/16/13	12/30/13	3130A0GK0	AGCY CALL	FHLB	0.375	12/30/15		3,000,000.00	99.970	2,999,100.00	0.00	2,999,100.00		0.390	0.390
06/04/14	06/24/14	3134G56P5	AGCY CALL	FHLMC	0.500	06/24/16	12/24/14	3,500,000.00	99.990	3,499,650.00	0.00	3,499,650.00		0.505	0.505
09/02/14	09/19/14	3134G5HA6	AGCY CALL	FHLMC	0.700	09/19/16	12/19/14	500,000.00	99.960	499,800.00	0.00	499,800.00		0.720	0.720
Total for: Purchases								7,000,000.00		6,998,550.00	0.00	6,998,550.00		0.471	0.471
Income Payments															
10/15/13	10/15/13	3133ECL69	AGCY CALL	FFCB	0.250	04/15/15				0.00	4,375.00	4,375.00			
03/04/14	03/04/14	3134G4FE3	AGCY CALL	FHLMC	0.400	09/04/15				0.00	1,000.00	1,000.00			
04/15/14	04/15/14	3133ECL69	AGCY CALL	FFCB	0.250	04/15/15				0.00	4,375.00	4,375.00			
06/30/14	06/30/14	3130A0GK0	AGCY CALL	FHLB	0.375	12/30/15				0.00	5,625.00	5,625.00			
09/04/14	09/04/14	3134G4FE3	AGCY CALL	FHLMC	0.400	09/04/15				0.00	1,000.00	1,000.00			
Total for: Income Payments										0.00	16,375.00	16,375.00			



City of Frisco
Investment Transactions
 From 10/01/2013 to 09/30/2014

Trade Date	Settle Date	CUSIP	Security Type	Security Description	Coupon	Mty Date	Call Date	Par Value	Price	Principal Amount	Int Purchased / Received	Total Amount	Realized Gain / Loss	YTM	YTW
PEG Fund															
Calls															
12/18/13	12/25/13	3135G0PJ6	AGCY CALL	FNMA	0.400	03/25/15	12/25/13	300,000.00	100.000	300,000.00	300.00	300,300.00		0.371	
Total for: Calls								300,000.00		300,000.00	300.00	300,300.00		0.371	
Purchases															
12/16/13	12/30/13	3130A0GK0	AGCY CALL	FHLB	0.375	12/30/15		300,000.00	99.970	299,910.00	0.00	299,910.00		0.390	0.390
02/20/14	02/21/14	3130A0SD3	AGCY BULET	FHLB	0.375	02/19/16		200,000.00	99.995	199,990.00	4.17	199,994.17		0.378	0.378
Total for: Purchases								500,000.00		499,900.00	4.17	499,904.17		0.385	0.385
Income Payments															
06/30/14	06/30/14	3130A0GK0	AGCY CALL	FHLB	0.375	12/30/15				0.00	562.50	562.50			
08/19/14	08/19/14	3130A0SD3	AGCY BULET	FHLB	0.375	02/19/16				0.00	375.00	375.00			
Total for: Income Payments										0.00	937.50	937.50			

Trade Date	Settle Date	CUSIP	Security Type	Security Description	Coupon	Mty Date	Call Date	Par Value	Price	Principal Amount	Int Purchased / Received	Total Amount	Realized Gain / Loss	YTM	YTW
Public Art Fund															
Calls															
07/16/14	07/17/14	3133ED5T5	AGCY CALL	FFCB	0.375	10/28/15	07/17/14	250,000.00	100.000	250,000.00	205.73	250,205.73		0.425	0.375
Total for: Calls								250,000.00		250,000.00	205.73	250,205.73		0.425	0.375
Maturities															
10/15/13	10/15/13	3134G23H3	AGCY BULET	FHLMC	0.500	10/15/13		250,000.00	100.000	250,000.00	0.00	250,000.00		0.305	
Total for: Maturities								250,000.00		250,000.00	0.00	250,000.00		0.305	
Purchases															
10/21/13	10/28/13	3133ED5T5	AGCY CALL	FFCB	0.375	10/28/15		250,000.00	99.900	249,750.00	0.00	249,750.00		0.425	0.425
07/14/14	07/29/14	3134G5CP8	AGCY CALL	FHLMC	0.650	07/29/16	10/29/14	250,000.00	100.015	250,037.50	0.00	250,037.50		0.642	0.590
Total for: Purchases								500,000.00		499,787.50	0.00	499,787.50		0.534	0.508
Income Payments															
10/15/13	10/15/13	3134G23H3	AGCY BULET	FHLMC	0.500	10/15/13				0.00	625.00	625.00			
04/28/14	04/28/14	3133ED5T5	AGCY CALL	FFCB	0.375	10/28/15				0.00	468.75	468.75			
Total for: Income Payments										0.00	1,093.75	1,093.75			



City of Frisco
Investment Transactions
 From 10/01/2013 to 09/30/2014

Trade Date	Settle Date	CUSIP	Security Type	Security Description	Coupon	Mty Date	Call Date	Par Value	Price	Principal Amount	Int Purchased / Received	Total Amount	Realized Gain / Loss	YTM	YTW
Series 2007 CO Bonds															
Calls															
10/03/13	10/10/13	3133EA3A4	AGCY CALL	FFCB	0.280	09/02/14	10/10/13	5,000,000.00	100.000	5,000,000.00	1,477.78	5,001,477.78		0.332	0.280
10/12/13	10/13/13	313381Y66	AGCY CALL	FHLB	0.320	02/13/15	10/13/13	3,500,000.00	100.000	3,500,000.00	1,866.67	3,501,866.67		0.320	0.320
11/20/13	11/26/13	3134G3W71	AGCY CALL	FHLMC	0.350	11/26/14	11/26/13	5,000,000.00	100.000	5,000,000.00	0.00	5,000,000.00		0.350	
Total for: Calls								13,500,000.00		13,500,000.00	3,344.45	13,503,344.45		0.336	0.187
Income Payments															
11/26/13	11/26/13	3134G3W71	AGCY CALL	FHLMC	0.350	11/26/14				0.00	8,750.00	8,750.00			
Total for: Income Payments										0.00	8,750.00	8,750.00			
Series 2007 GO Bonds															
Calls															
10/03/13	10/10/13	3133EA3A4	AGCY CALL	FFCB	0.280	09/02/14	10/10/13	5,000,000.00	100.000	5,000,000.00	1,477.78	5,001,477.78		0.332	0.280
11/20/13	11/26/13	3134G3W71	AGCY CALL	FHLMC	0.350	11/26/14	11/26/13	5,000,000.00	100.000	5,000,000.00	0.00	5,000,000.00		0.350	
Total for: Calls								10,000,000.00		10,000,000.00	1,477.78	10,001,477.78		0.341	0.140
Income Payments															
11/26/13	11/26/13	3134G3W71	AGCY CALL	FHLMC	0.350	11/26/14				0.00	8,750.00	8,750.00			
Total for: Income Payments										0.00	8,750.00	8,750.00			



City of Frisco
Investment Transactions
 From 10/01/2013 to 09/30/2014

Trade Date	Settle Date	CUSIP	Security Type	Security Description	Coupon	Mty Date	Call Date	Par Value	Price	Principal Amount	Int Purchased / Received	Total Amount	Realized Gain / Loss	YTM	YTW
Series 2008 GO Bonds															
Calls															
10/12/13	10/13/13	313381Y66	AGCY CALL	FHLB	0.320	02/13/15	10/13/13	7,000,000.00	100.000	7,000,000.00	3,733.33	7,003,733.33		0.320	0.320
12/06/13	12/12/13	313382CG6	AGCY CALL	FHLB	0.320	03/12/15	12/12/13	5,000,000.00	100.000	5,000,000.00	4,000.00	5,004,000.00		0.325	0.320
Total for: Calls								12,000,000.00		12,000,000.00	7,733.33	12,007,733.33		0.322	0.320
Purchases															
12/10/13	12/31/13	3134G4QK7	AGCY CALL	FHLMC	0.350	12/31/15	12/31/14	5,000,000.00	100.000	5,000,000.00	0.00	5,000,000.00		0.350	0.350
Total for: Purchases								5,000,000.00		5,000,000.00	0.00	5,000,000.00		0.350	0.350
Income Payments															
06/30/14	06/30/14	3134G4QK7	AGCY CALL	FHLMC	0.350	12/31/15				0.00	8,750.00	8,750.00			
Total for: Income Payments										0.00	8,750.00	8,750.00			



City of Frisco
Investment Transactions
 From 10/01/2013 to 09/30/2014

Trade Date	Settle Date	CUSIP	Security Type	Security Description	Coupon	Mty Date	Call Date	Par Value	Price	Principal Amount	Int Purchased / Received	Total Amount	Realized Gain / Loss	YTM	YTW
Series 2013 CO-W&S															
Calls															
04/23/14	04/30/14	3134G4J41	AGCY CALL	FHLMC	0.400	04/30/15	04/30/14	10,000,000.00	100.000	10,000,000.00	0.00	10,000,000.00		0.400	
Total for: Calls								10,000,000.00		10,000,000.00	0.00	10,000,000.00		0.400	
Purchases															
10/08/13	10/09/13	3133ED4A7	AGCY BULET	FFCB	0.375	10/07/15		5,000,000.00	99.845	4,992,245.00	104.17	4,992,349.17		0.453	0.453
10/08/13	10/28/13	3134G4HZ4	AGCY CALL	FHLMC	0.500	10/28/15	10/28/14	5,000,000.00	100.000	5,000,000.00	0.00	5,000,000.00		0.500	0.500
10/09/13	10/30/13	3134G4J41	AGCY CALL	FHLMC	0.400	04/30/15	10/30/14	10,000,000.00	100.000	10,000,000.00	0.00	10,000,000.00		0.400	0.400
04/25/14	05/20/14	3134G53J2	AGCY CALL	FHLMC	0.550	05/20/16	11/20/14	10,000,000.00	100.000	10,000,000.00	0.00	10,000,000.00		0.550	0.550
Total for: Purchases								30,000,000.00		29,992,245.00	104.17	29,992,349.17		0.476	0.476
Income Payments															
04/07/14	04/07/14	3133ED4A7	AGCY BULET	FFCB	0.375	10/07/15				0.00	9,375.00	9,375.00			
04/28/14	04/28/14	3134G4HZ4	AGCY CALL	FHLMC	0.500	10/28/15				0.00	12,500.00	12,500.00			
04/30/14	04/30/14	3134G4J41	AGCY CALL	FHLMC	0.400	04/30/15				0.00	20,000.00	20,000.00			
Total for: Income Payments										0.00	41,875.00	41,875.00			
Series 2013 GO Bonds															
Purchases															
12/01/13	12/01/13	3134G4HZ4	AGCY CALL	FHLMC	0.500	10/28/15	10/28/14	5,000,000.00	100.000	5,000,000.00	2,291.67	5,002,291.67		0.500	0.500
Total for: Purchases								5,000,000.00		5,000,000.00	2,291.67	5,002,291.67		0.500	0.500
Income Payments															
04/28/14	04/28/14	3134G4HZ4	AGCY CALL	FHLMC	0.500	10/28/15				0.00	12,500.00	12,500.00			
Total for: Income Payments										0.00	12,500.00	12,500.00			



City of Frisco
Investment Transactions
 From 10/01/2013 to 09/30/2014

Trade Date	Settle Date	CUSIP	Security Type	Security Description	Coupon	Mty Date	Call Date	Par Value	Price	Principal Amount	Int Purchased / Received	Total Amount	Realized Gain / Loss	YTM	YTW
Series 2013 GO Bonds - Refunding															
Sales															
12/01/13	12/01/13	3134G4HZ4	AGCY CALL	FHLMC	0.500	10/28/15	10/28/14	5,000,000.00	100.000	5,000,000.00	2,291.67	5,002,291.67		0.500	0.500
Total for: Sales								5,000,000.00		5,000,000.00	2,291.67	5,002,291.67		0.500	0.500
Purchases															
10/08/13	10/28/13	3134G4HZ4	AGCY CALL	FHLMC	0.500	10/28/15	10/28/14	5,000,000.00	100.000	5,000,000.00	0.00	5,000,000.00		0.500	0.500
Total for: Purchases								5,000,000.00		5,000,000.00	0.00	5,000,000.00		0.500	0.500
Solid Waste Operating Fund															
Calls															
09/03/14	09/04/14	3134G4FE3	AGCY CALL	FHLMC	0.400	09/04/15	09/04/14	1,800,000.00	100.000	1,800,000.00	0.00	1,800,000.00		0.463	0.400
Total for: Calls								1,800,000.00		1,800,000.00	0.00	1,800,000.00		0.463	0.400
Purchases															
09/02/14	09/19/14	3134G5HA6	AGCY CALL	FHLMC	0.700	09/19/16	12/19/14	1,800,000.00	99.960	1,799,280.00	0.00	1,799,280.00		0.720	0.720
Total for: Purchases								1,800,000.00		1,799,280.00	0.00	1,799,280.00		0.720	0.720
Income Payments															
03/04/14	03/04/14	3134G4FE3	AGCY CALL	FHLMC	0.400	09/04/15				0.00	3,600.00	3,600.00			
09/04/14	09/04/14	3134G4FE3	AGCY CALL	FHLMC	0.400	09/04/15				0.00	3,600.00	3,600.00			
Total for: Income Payments										0.00	7,200.00	7,200.00			



City of Frisco
Investment Transactions
 From 10/01/2013 to 09/30/2014

Trade Date	Settle Date	CUSIP	Security Type	Security Description	Coupon	Mty Date	Call Date	Par Value	Price	Principal Amount	Int Purchased / Received	Total Amount	Realized Gain / Loss	YTM	YTW
Stormwater Operating Fund															
Calls															
12/18/13	12/25/13	3135G0PJ6	AGCY CALL	FNMA	0.400	03/25/15	12/25/13	500,000.00	100.000	500,000.00	500.00	500,500.00		0.371	
Total for: Calls								500,000.00		500,000.00	500.00	500,500.00		0.371	
Purchases															
12/16/13	12/30/13	3130A0GK0	AGCY CALL	FHLB	0.375	12/30/15		500,000.00	99.970	499,850.00	0.00	499,850.00		0.390	0.390
Total for: Purchases								500,000.00		499,850.00	0.00	499,850.00		0.390	0.390
Income Payments															
06/30/14	06/30/14	3130A0GK0	AGCY CALL	FHLB	0.375	12/30/15				0.00	937.50	937.50			
Total for: Income Payments										0.00	937.50	937.50			
Superdrome															
Maturities															
08/20/14	08/20/14	3134G2UA8	AGCY BULET	FHLMC	1.000	08/20/14		1,500,000.00	100.000	1,500,000.00	0.00	1,500,000.00		0.302	
Total for: Maturities								1,500,000.00		1,500,000.00	0.00	1,500,000.00		0.302	
Purchases															
08/18/14	08/26/14	3130A2T30	AGCY CALL	FHLB	0.625	08/26/16	11/26/14	1,500,000.00	100.020	1,500,300.00	0.00	1,500,300.00		0.615	0.545
Total for: Purchases								1,500,000.00		1,500,300.00	0.00	1,500,300.00		0.615	0.545
Income Payments															
02/20/14	02/20/14	3134G2UA8	AGCY BULET	FHLMC	1.000	08/20/14				0.00	7,500.00	7,500.00			
08/20/14	08/20/14	3134G2UA8	AGCY BULET	FHLMC	1.000	08/20/14				0.00	7,500.00	7,500.00			
Total for: Income Payments										0.00	15,000.00	15,000.00			



City of Frisco
Investment Transactions
 From 10/01/2013 to 09/30/2014

Trade Date	Settle Date	CUSIP	Security Type	Security Description	Coupon	Mty Date	Call Date	Par Value	Price	Principal Amount	Int Purchased / Received	Total Amount	Realized Gain / Loss	YTM	YTW
Water & Sewer Fund															
Sales															
12/01/13	12/01/13	3133ED5T5	AGCY CALL	FFCB	0.375	10/28/15		3,000,000.00	99.905	2,997,137.07	1,031.25	2,998,168.32		0.425	0.425
Total for: Sales								3,000,000.00		2,997,137.07	1,031.25	2,998,168.32		0.425	0.425
Calls															
12/18/13	12/25/13	3135G0PJ6	AGCY CALL	FNMA	0.400	03/25/15	12/25/13	4,645,000.00	100.000	4,645,000.00	4,645.00	4,649,645.00		0.370	
01/24/14	01/29/14	3134G42V9	AGCY CALL	FHLMC	0.320	04/29/15	01/29/14	5,000,000.00	100.000	5,000,000.00	4,000.00	5,004,000.00		0.320	
Total for: Calls								9,645,000.00		9,645,000.00	8,645.00	9,653,645.00		0.344	
Purchases															
10/21/13	10/28/13	3133ED5T5	AGCY CALL	FFCB	0.375	10/28/15		3,000,000.00	99.900	2,997,000.00	0.00	2,997,000.00		0.425	0.425
12/16/13	12/30/13	3130A0GK0	AGCY CALL	FHLB	0.375	12/30/15		4,645,000.00	99.970	4,643,606.50	0.00	4,643,606.50		0.390	0.390
Total for: Purchases								7,645,000.00		7,640,606.50	0.00	7,640,606.50		0.404	0.404
Income Payments															
10/29/13	10/29/13	3134G42V9	AGCY CALL	FHLMC	0.320	04/29/15				0.00	8,000.00	8,000.00			
06/30/14	06/30/14	3130A0GK0	AGCY CALL	FHLB	0.375	12/30/15				0.00	8,709.38	8,709.38			
Total for: Income Payments										0.00	16,709.38	16,709.38			



City of Frisco
Investment Transactions
 From 10/01/2013 to 09/30/2014

Trade Date	Settle Date	CUSIP	Security Type	Security Description	Coupon	Mty Date	Call Date	Par Value	Price	Principal Amount	Int Purchased / Received	Total Amount	Realized Gain / Loss	YTM	YTW
Water & Sewer Imp Fees															
Calls															
07/16/14	07/17/14	3133ED5T5	AGCY CALL	FFCB	0.375	10/28/15	07/17/14	3,000,000.00	100.000	3,000,000.00	2,468.75	3,002,468.75		0.425	0.375
09/03/14	09/04/14	3134G4FE3	AGCY CALL	FHLMC	0.400	09/04/15	09/04/14	5,000,000.00	100.000	5,000,000.00	0.00	5,000,000.00		0.463	0.400
Total for: Calls								8,000,000.00		8,000,000.00	2,468.75	8,002,468.75		0.449	0.391
Maturities															
10/15/13	10/15/13	3134G23H3	AGCY BULET	FHLMC	0.500	10/15/13		3,000,000.00	100.000	3,000,000.00	0.00	3,000,000.00		0.305	
Total for: Maturities								3,000,000.00		3,000,000.00	0.00	3,000,000.00		0.305	
Purchases															
12/01/13	12/01/13	3133ED5T5	AGCY CALL	FFCB	0.375	10/28/15		3,000,000.00	99.905	2,997,137.07	1,031.25	2,998,168.32		0.425	0.425
02/20/14	02/21/14	3130A0SD3	AGCY BULET	FHLB	0.375	02/19/16		3,000,000.00	99.995	2,999,850.00	62.50	2,999,912.50		0.378	0.378
07/14/14	07/29/14	3134G5CP8	AGCY CALL	FHLMC	0.650	07/29/16	10/29/14	3,000,000.00	100.015	3,000,450.00	0.00	3,000,450.00		0.642	0.590
09/02/14	09/19/14	3134G5HA6	AGCY CALL	FHLMC	0.700	09/19/16	12/19/14	5,000,000.00	99.960	4,998,000.00	0.00	4,998,000.00		0.720	0.720
Total for: Purchases								14,000,000.00		13,995,437.07	1,093.75	13,996,530.82		0.567	0.556
Income Payments															
10/15/13	10/15/13	3134G23H3	AGCY BULET	FHLMC	0.500	10/15/13				0.00	7,500.00	7,500.00			
03/04/14	03/04/14	3134G4FE3	AGCY CALL	FHLMC	0.400	09/04/15				0.00	10,000.00	10,000.00			
04/28/14	04/28/14	3133ED5T5	AGCY CALL	FFCB	0.375	10/28/15				0.00	5,625.00	5,625.00			
08/19/14	08/19/14	3130A0SD3	AGCY BULET	FHLB	0.375	02/19/16				0.00	5,625.00	5,625.00			
09/04/14	09/04/14	3134G4FE3	AGCY CALL	FHLMC	0.400	09/04/15				0.00	10,000.00	10,000.00			
Total for: Income Payments										0.00	38,750.00	38,750.00			



City of Frisco
Investment Transactions
 From 10/01/2013 to 09/30/2014

Trade Date	Settle Date	CUSIP	Security Type	Security Description	Coupon	Mty Date	Call Date	Par Value	Price	Principal Amount	Int Purchased / Received	Total Amount	Realized Gain / Loss	YTM	YTW
Workforce Housing															
Maturities															
08/20/14	08/20/14	3134G2UA8	AGCY BULET	FHLMC	1.000	08/20/14		350,000.00	100.000	350,000.00	0.00	350,000.00		0.302	
Total for: Maturities								350,000.00		350,000.00	0.00	350,000.00		0.302	
Purchases															
08/18/14	08/26/14	3130A2T30	AGCY CALL	FHLB	0.625	08/26/16	11/26/14	350,000.00	100.020	350,070.00	0.00	350,070.00		0.615	0.545
Total for: Purchases								350,000.00		350,070.00	0.00	350,070.00		0.615	0.545
Income Payments															
02/20/14	02/20/14	3134G2UA8	AGCY BULET	FHLMC	1.000	08/20/14				0.00	1,750.00	1,750.00			
08/20/14	08/20/14	3134G2UA8	AGCY BULET	FHLMC	1.000	08/20/14				0.00	1,750.00	1,750.00			
Total for: Income Payments										0.00	3,500.00	3,500.00			



Trade Date	Settle Date	CUSIP	Security Type	Security Description	Coupon	Mty Date	Call Date	Par Value	Price	Principal Amount	Int Purchased / Received	Total Amount	Realized Gain / Loss	YTM	YTW
------------	-------------	-------	---------------	----------------------	--------	----------	-----------	-----------	-------	------------------	--------------------------	--------------	----------------------	-----	-----

Total for All Portfolios

Transaction Type	Quantity	Total Amount	Realized G/L	YTM	YTW
Total Sales	8,000,000.00	8,000,459.99		0.472	0.472
Total Calls	136,095,000.00	136,159,328.87		0.373	0.206
Total Maturities	48,154,389.88	48,174,389.88		0.213	
Total Purchases	188,100,275.94	188,068,817.28		0.438	0.432
Total Income Payments	0.00	368,768.00			
Total Capitalized Interest	6,530.04	6,530.04			



City of Frisco
Amortization and Accretion
 From 09/30/2013 to 09/30/2014

CUSIP	Settle Date	Security Type	Security Description	Next Call Date	Purchase Qty	Orig Price	Original Cost	Amrt/Accr for Period	Total Amrt/Accr Since Purch	Remaining Disc / Prem	Book Value
Capital Proj / Esc											
3134G2UA8	09/13/12	AGCY BULET	FHLMC 1.000 08/20/14		0.00	101.346	0.00	(19,440.67)	0.00	0.00	0.00
3133ECL69	04/15/13	AGCY CALL	FFCB 0.250 04/15/15		0.00	99.900	0.00	1,154.94	0.00	0.00	0.00
3130A0ZD5	03/03/14	AGCY CALL	FHLB 0.350 03/03/16		3,000,000.00	99.913	2,997,390.00	751.98	751.98	1,858.02	2,998,141.98
3134G56P5	06/24/14	AGCY CALL	FHLMC 0.500 06/24/16	12/24/14	1,500,000.00	99.990	1,499,850.00	20.13	20.13	129.87	1,499,870.13
3130A2T30	08/26/14	AGCY CALL	FHLB 0.625 08/26/16	11/26/14	3,150,000.00	100.020	3,150,630.00	(122.50)	(122.50)	(507.50)	3,150,507.50
Total for Capital Proj / Esc					7,650,000.00		7,647,870.00	(17,636.12)	649.61	1,480.39	7,648,519.61
Capital Project Reserve Fund											
3130A0GK0	12/30/13	AGCY CALL	FHLB 0.375 12/30/15		500,000.00	99.970	499,850.00	56.33	56.33	93.67	499,906.33
Total for Capital Project Reserve Fund					500,000.00		499,850.00	56.33	56.33	93.67	499,906.33
Capital Reserve Fund											
3134G23H3	02/09/12	AGCY BULET	FHLMC 0.500 10/15/13		0.00	100.327	0.00	(75.69)	0.00	0.00	0.00
3135G0PJ6	03/25/13	AGCY CALL	FNMA 0.400 03/25/15	12/25/13	0.00	100.057	0.00	(213.06)	0.00	0.00	0.00
3134G4FE3	09/04/13	AGCY CALL	FHLMC 0.400 09/04/15	09/04/14	0.00	99.875	0.00	1,804.93	0.00	0.00	0.00
3133ED5T5	10/28/13	AGCY CALL	FFCB 0.375 10/28/15		0.00	99.900	0.00	1,000.00	0.00	0.00	0.00
3134G5CP8	07/29/14	AGCY CALL	FHLMC 0.650 07/29/16	10/29/14	1,000,000.00	100.015	1,000,150.00	(51.67)	(51.67)	(98.33)	1,000,098.33
3134G5HA6	09/19/14	AGCY CALL	FHLMC 0.700 09/19/16	12/19/14	1,500,000.00	99.960	1,499,400.00	9.95	9.95	590.05	1,499,409.95
Total for Capital Reserve Fund					2,500,000.00		2,499,550.00	2,474.46	(41.72)	491.72	2,499,508.28
CDC CO Bonds 2013											
3130A03Q1	02/25/14	AGCY BULET	FHLB 0.210 11/07/14		6,000,000.00	100.048	6,002,867.94	(2,458.08)	(2,458.08)	(409.86)	6,000,409.86
Total for CDC CO Bonds 2013					6,000,000.00		6,002,867.94	(2,458.08)	(2,458.08)	(409.86)	6,000,409.86



City of Frisco
Amortization and Accretion
 From 09/30/2013 to 09/30/2014

CUSIP	Settle Date	Security Type	Security Description	Next Call Date	Purchase Qty	Orig Price	Original Cost	Amrt/Accr for Period	Total Amrt/Accr Since Purch	Remaining Disc / Prem	Book Value
CDC Fund											
313382CG6	03/12/13	AGCY CALL	FHLB 0.320 03/12/15	12/12/13	0.00	99.990	0.00	144.84	0.00	0.00	0.00
3134G42V9	04/29/13	AGCY CALL	FHLMC 0.320 04/29/15	10/29/13	0.00	99.990	0.00	394.70	0.00	0.00	0.00
313383HD6	06/24/13	AGCY CALL	FHLB 0.350 06/24/15	06/24/14	0.00	100.000	0.00	0.00	0.00	0.00	0.00
3134G4QK7	12/31/13	AGCY CALL	FHLMC 0.350 12/31/15	12/31/14	2,000,000.00	100.000	2,000,000.00	0.00	0.00	0.00	2,000,000.00
3130A0TS9	02/19/14	AGCY CALL	FHLB 0.450 02/19/16		0.00	99.950	0.00	2,500.00	0.00	0.00	0.00
3134G56P5	06/24/14	AGCY CALL	FHLMC 0.500 06/24/16	12/24/14	5,000,000.00	99.990	4,999,500.00	67.10	67.10	432.90	4,999,567.10
3130A2FG6	06/30/14	AGCY CALL	FHLB 0.570 06/30/16	12/30/14	1,900,000.00	100.000	1,900,000.00	0.00	0.00	0.00	1,900,000.00
Total for CDC Fund					8,900,000.00		8,899,500.00	3,106.64	67.10	432.90	8,899,567.10
CIP Contributions											
3133822N2	02/20/13	AGCY CALL	FHLB 0.350 02/20/15	10/20/13	0.00	100.000	0.00	0.00	0.00	0.00	0.00
Total for CIP Contributions					0.00		0.00	0.00	0.00	0.00	0.00
Court Fees											
3134G4GY8	10/16/13	AGCY CALL	FHLMC 0.500 10/16/15		0.00	100.000	0.00	0.00	0.00	0.00	0.00
Total for Court Fees					0.00		0.00	0.00	0.00	0.00	0.00



City of Frisco
Amortization and Accretion
 From 09/30/2013 to 09/30/2014

CUSIP	Settle Date	Security Type	Security Description	Next Call Date	Purchase Qty	Orig Price	Original Cost	Amrt/Accr for Period	Total Amrt/Accr Since Purch	Remaining Disc / Prem	Book Value
EDC Fund											
CD-2041	08/10/12	CD	American Bk of TX CD 0.350 02/10/14		0.00	100.000	0.00	0.00	0.00	0.00	0.00
CD-4385	05/17/13	CD-IAM	American Bk of TX CD 0.400 05/17/14		0.00	100.000	0.00	0.00	0.00	0.00	0.00
313381Y66	02/27/13	AGCY CALL	FHLB 0.320 02/13/15	10/13/13	0.00	100.000	0.00	0.00	0.00	0.00	0.00
313382CG6	03/12/13	AGCY CALL	FHLB 0.320 03/12/15	12/12/13	0.00	99.990	0.00	343.99	0.00	0.00	0.00
CD-7912	05/17/14	CD	American Bk of TX CD 0.250 05/17/15		5,003,150.68	100.000	5,003,150.68	0.00	0.00	0.00	5,003,150.68
313383HD6	06/24/13	AGCY CALL	FHLB 0.350 06/24/15	06/24/14	0.00	100.000	0.00	0.00	0.00	0.00	0.00
CD-2041-1	02/10/14	CD	American Bk of TX CD 0.500 08/10/15		1,007,770.02	100.000	1,007,770.02	0.00	0.00	0.00	1,007,770.02
3134G4HZ4	10/28/13	AGCY CALL	FHLMC 0.500 10/28/15	10/28/14	1,250,000.00	100.000	1,250,000.00	0.00	0.00	0.00	1,250,000.00
3134G4QK7	12/31/13	AGCY CALL	FHLMC 0.350 12/31/15	12/31/14	4,750,000.00	100.000	4,750,000.00	0.00	0.00	0.00	4,750,000.00
3130A2FG6	06/30/14	AGCY CALL	FHLB 0.570 06/30/16	12/30/14	1,900,000.00	100.000	1,900,000.00	0.00	0.00	0.00	1,900,000.00
Total for EDC Fund					13,910,920.70		13,910,920.70	343.99	0.00	0.00	13,910,920.70
General Operating Fund											
313397MZ1	02/28/13	AGCY DISCO	FHLMC 0.000 10/15/13		0.00	99.901	0.00	301.40	0.00	0.00	0.00
3134G23H3	02/09/12	AGCY BULET	FHLMC 0.500 10/15/13		0.00	100.327	0.00	(416.30)	0.00	0.00	0.00
313385XB7	02/20/14	AGCY DISCO	FHLB 0.000 05/21/14		0.00	99.983	0.00	875.00	0.00	0.00	0.00
313385ZS8	02/20/14	AGCY DISCO	FHLB 0.000 07/23/14		0.00	99.963	0.00	1,870.00	0.00	0.00	0.00
313385B70	02/20/14	AGCY DISCO	FHLB 0.000 08/13/14		0.00	99.952	0.00	2,416.67	0.00	0.00	0.00
313382CG6	03/12/13	AGCY CALL	FHLB 0.320 03/12/15	12/12/13	0.00	99.990	0.00	289.68	0.00	0.00	0.00
3133ED5T5	10/28/13	AGCY CALL	FFCB 0.375 10/28/15		0.00	99.900	0.00	5,500.00	0.00	0.00	0.00
3134G4QK7	12/31/13	AGCY CALL	FHLMC 0.350 12/31/15	12/31/14	4,000,000.00	100.000	4,000,000.00	0.00	0.00	0.00	4,000,000.00
3134G5CP8	07/29/14	AGCY CALL	FHLMC 0.650 07/29/16	10/29/14	5,500,000.00	100.015	5,500,825.00	(284.18)	(284.18)	(540.82)	5,500,540.82
Total for General Operating Fund					9,500,000.00		9,500,825.00	10,552.27	(284.18)	(540.82)	9,500,540.82



City of Frisco
Amortization and Accretion
 From 09/30/2013 to 09/30/2014

CUSIP	Settle Date	Security Type	Security Description	Next Call Date	Purchase Qty	Orig Price	Original Cost	Amrt/Accr for Period	Total Amrt/Accr Since Purch	Remaining Disc / Prem	Book Value
Impact Fees											
3134G23H3	02/09/12	AGCY BULET	FHLMC 0.500 10/15/13		0.00	100.327	0.00	(227.07)	0.00	0.00	0.00
313381Y66	02/27/13	AGCY CALL	FHLB 0.320 02/13/15	10/13/13	0.00	100.000	0.00	0.00	0.00	0.00	0.00
3133822N2	02/20/13	AGCY CALL	FHLB 0.350 02/20/15	10/20/13	0.00	100.000	0.00	0.00	0.00	0.00	0.00
3134G4FE3	09/04/13	AGCY CALL	FHLMC 0.400 09/04/15	09/04/14	0.00	99.875	0.00	4,813.16	0.00	0.00	0.00
3133ED5T5	10/28/13	AGCY CALL	FFCB 0.375 10/28/15		0.00	99.900	0.00	3,000.00	0.00	0.00	0.00
3134G4HZ4	10/28/13	AGCY CALL	FHLMC 0.500 10/28/15	10/28/14	2,000,000.00	100.000	2,000,000.00	0.00	0.00	0.00	2,000,000.00
3134G4JE9	10/28/13	AGCY CALL	FHLMC 0.450 10/28/15		0.00	99.985	0.00	750.00	0.00	0.00	0.00
3134G53J2	05/20/14	AGCY CALL	FHLMC 0.550 05/20/16	11/20/14	8,000,000.00	100.000	8,000,000.00	0.00	0.00	0.00	8,000,000.00
3134G5CP8	07/29/14	AGCY CALL	FHLMC 0.650 07/29/16	10/29/14	3,000,000.00	100.015	3,000,450.00	(155.01)	(155.01)	(294.99)	3,000,294.99
3134G5HA6	09/19/14	AGCY CALL	FHLMC 0.700 09/19/16	12/19/14	4,000,000.00	99.960	3,998,400.00	26.52	26.52	1,573.48	3,998,426.52
Total for Impact Fees					17,000,000.00		16,998,850.00	8,207.60	(128.49)	1,278.49	16,998,721.51
Insurance Reserve Fund											
3134G23H3	02/09/12	AGCY BULET	FHLMC 0.500 10/15/13		0.00	100.327	0.00	(30.28)	0.00	0.00	0.00
3135G0PJ6	03/25/13	AGCY CALL	FNMA 0.400 03/25/15	12/25/13	0.00	100.057	0.00	0.00	0.00	0.00	0.00
3134G4FE3	09/04/13	AGCY CALL	FHLMC 0.400 09/04/15	09/04/14	0.00	99.875	0.00	601.64	0.00	0.00	0.00
3134G4GY8	10/16/13	AGCY CALL	FHLMC 0.500 10/16/15		0.00	100.000	0.00	0.00	0.00	0.00	0.00
3133ED5T5	10/28/13	AGCY CALL	FFCB 0.375 10/28/15		0.00	99.900	0.00	400.00	0.00	0.00	0.00
3130A0GK0	12/30/13	AGCY CALL	FHLB 0.375 12/30/15		1,000,000.00	99.970	999,700.00	112.66	112.66	187.34	999,812.66
3130A0SD3	02/21/14	AGCY BULET	FHLB 0.375 02/19/16		150,000.00	99.995	149,992.50	2.30	2.30	5.20	149,994.80
3130A1HY7	04/22/14	AGCY CALL	FHLB 0.500 04/22/16	04/22/15	1,000,000.00	100.070	1,000,700.00	(308.83)	(308.83)	(391.17)	1,000,391.17
3134G5CP8	07/29/14	AGCY CALL	FHLMC 0.650 07/29/16	10/29/14	400,000.00	100.015	400,060.00	(20.67)	(20.67)	(39.33)	400,039.33
3134G5HA6	09/19/14	AGCY CALL	FHLMC 0.700 09/19/16	12/19/14	500,000.00	99.960	499,800.00	3.32	3.32	196.68	499,803.32
Total for Insurance Reserve Fund					3,050,000.00		3,050,252.50	760.14	(211.22)	(41.28)	3,050,041.28



City of Frisco
Amortization and Accretion
 From 09/30/2013 to 09/30/2014

CUSIP	Settle Date	Security Type	Security Description	Next Call Date	Purchase Qty	Orig Price	Original Cost	Amrt/Accr for Period	Total Amrt/Accr Since Purch	Remaining Disc / Prem	Book Value
Interest & Sinking Fund											
313385ZS8	03/26/14	AGCY DISCO	FHLB 0.000 07/23/14		0.00	99.977	0.00	601.61	0.00	0.00	0.00
313385A89	03/26/14	AGCY DISCO	FHLB 0.000 08/06/14		0.00	99.970	0.00	413.78	0.00	0.00	0.00
Total for Interest & Sinking Fund					0.00		0.00	1,015.39	0.00	0.00	0.00
Park Dedication Fees											
3135G0PJ6	03/25/13	AGCY CALL	FNMA 0.400 03/25/15	12/25/13	0.00	100.057	0.00	0.00	0.00	0.00	0.00
3133ECL69	04/15/13	AGCY CALL	FFCB 0.250 04/15/15		0.00	99.900	0.00	2,694.86	0.00	0.00	0.00
3134G4FE3	09/04/13	AGCY CALL	FHLMC 0.400 09/04/15	09/04/14	0.00	99.875	0.00	601.64	0.00	0.00	0.00
3130A0GK0	12/30/13	AGCY CALL	FHLB 0.375 12/30/15		3,000,000.00	99.970	2,999,100.00	337.98	337.98	562.02	2,999,437.98
3134G56P5	06/24/14	AGCY CALL	FHLMC 0.500 06/24/16	12/24/14	3,500,000.00	99.990	3,499,650.00	46.97	46.97	303.03	3,499,696.97
3134G5HA6	09/19/14	AGCY CALL	FHLMC 0.700 09/19/16	12/19/14	500,000.00	99.960	499,800.00	3.32	3.32	196.68	499,803.32
Total for Park Dedication Fees					7,000,000.00		6,998,550.00	3,684.77	388.27	1,061.73	6,998,938.27
PEG Fund											
3135G0PJ6	03/25/13	AGCY CALL	FNMA 0.400 03/25/15	12/25/13	0.00	100.057	0.00	0.00	0.00	0.00	0.00
3130A0GK0	12/30/13	AGCY CALL	FHLB 0.375 12/30/15		300,000.00	99.970	299,910.00	33.80	33.80	56.20	299,943.80
3130A0SD3	02/21/14	AGCY BULET	FHLB 0.375 02/19/16		200,000.00	99.995	199,990.00	3.06	3.06	6.94	199,993.06
Total for PEG Fund					500,000.00		499,900.00	36.86	36.86	63.14	499,936.86
Public Art Fund											
3134G23H3	02/09/12	AGCY BULET	FHLMC 0.500 10/15/13		0.00	100.327	0.00	(18.92)	0.00	0.00	0.00
3133ED5T5	10/28/13	AGCY CALL	FFCB 0.375 10/28/15		0.00	99.900	0.00	250.00	0.00	0.00	0.00
3134G5CP8	07/29/14	AGCY CALL	FHLMC 0.650 07/29/16	10/29/14	250,000.00	100.015	250,037.50	(12.92)	(12.92)	(24.58)	250,024.58
Total for Public Art Fund					250,000.00		250,037.50	218.16	(12.92)	(24.58)	250,024.58



City of Frisco
Amortization and Accretion
 From 09/30/2013 to 09/30/2014

CUSIP	Settle Date	Security Type	Security Description	Next Call Date	Purchase Qty	Orig Price	Original Cost	Amrt/Accr for Period	Total Amrt/Accr Since Purch	Remaining Disc / Prem	Book Value
Series 2007 CO Bonds											
3133EA3A4	10/02/12	AGCY CALL	FFCB 0.280 09/02/14		0.00	99.900	0.00	2,402.75	0.00	0.00	0.00
3134G3W71	11/26/12	AGCY CALL	FHLMC 0.350 11/26/14	11/26/13	0.00	100.000	0.00	0.00	0.00	0.00	0.00
313381Y66	03/27/13	AGCY CALL	FHLB 0.320 02/13/15	10/13/13	0.00	100.000	0.00	0.00	0.00	0.00	0.00
Total for Series 2007 CO Bonds					0.00	0.00	0.00	2,402.75	0.00	0.00	0.00
Series 2007 GO Bonds											
3133EA3A4	10/02/12	AGCY CALL	FFCB 0.280 09/02/14		0.00	99.900	0.00	2,402.75	0.00	0.00	0.00
3134G3W71	11/26/12	AGCY CALL	FHLMC 0.350 11/26/14	11/26/13	0.00	100.000	0.00	0.00	0.00	0.00	0.00
Total for Series 2007 GO Bonds					0.00	0.00	0.00	2,402.75	0.00	0.00	0.00
Series 2008 GO Bonds											
313381Y66	03/27/13	AGCY CALL	FHLB 0.320 02/13/15	10/13/13	0.00	100.000	0.00	0.00	0.00	0.00	0.00
313382CG6	03/12/13	AGCY CALL	FHLB 0.320 03/12/15	12/12/13	0.00	99.990	0.00	362.10	0.00	0.00	0.00
3134G4QK7	12/31/13	AGCY CALL	FHLMC 0.350 12/31/15	12/31/14	5,000,000.00	100.000	5,000,000.00	0.00	0.00	0.00	5,000,000.00
Total for Series 2008 GO Bonds					5,000,000.00	5,000,000.00	0.00	362.10	0.00	0.00	5,000,000.00
Series 2013 CO-W&S											
3134G4J41	10/30/13	AGCY CALL	FHLMC 0.400 04/30/15		0.00	100.000	0.00	0.00	0.00	0.00	0.00
3133ED4A7	10/09/13	AGCY BULET	FFCB 0.375 10/07/15		5,000,000.00	99.845	4,992,245.00	3,793.30	3,793.30	3,961.70	4,996,038.30
3134G4HZ4	10/28/13	AGCY CALL	FHLMC 0.500 10/28/15	10/28/14	5,000,000.00	100.000	5,000,000.00	0.00	0.00	0.00	5,000,000.00
3134G53J2	05/20/14	AGCY CALL	FHLMC 0.550 05/20/16	11/20/14	10,000,000.00	100.000	10,000,000.00	0.00	0.00	0.00	10,000,000.00
Total for Series 2013 CO-W&S					20,000,000.00	19,992,245.00	0.00	3,793.30	3,793.30	3,961.70	19,996,038.30



City of Frisco
Amortization and Accretion
 From 09/30/2013 to 09/30/2014

CUSIP	Settle Date	Security Type	Security Description	Next Call Date	Purchase Qty	Orig Price	Original Cost	Amrt/Accr for Period	Total Amrt/Accr Since Purch	Remaining Disc / Prem	Book Value
Series 2013 GO Bonds											
3134G4HZ4	12/01/13	AGCY CALL	FHLMC 0.500 10/28/15	10/28/14	5,000,000.00	100.000	5,000,000.00	0.00	0.00	0.00	5,000,000.00
Total for Series 2013 GO Bonds					5,000,000.00		5,000,000.00	0.00	0.00	0.00	5,000,000.00
Series 2013 GO Bonds - Refunding											
3134G4HZ4	10/28/13	AGCY CALL	FHLMC 0.500 10/28/15		0.00	100.000	0.00	0.00	0.00	0.00	0.00
Total for Series 2013 GO Bonds - Refunding					0.00		0.00	0.00	0.00	0.00	0.00
Solid Waste Operating Fund											
3134G4FE3	09/04/13	AGCY CALL	FHLMC 0.400 09/04/15	09/04/14	0.00	99.875	0.00	2,165.92	0.00	0.00	0.00
3134G5HA6	09/19/14	AGCY CALL	FHLMC 0.700 09/19/15	12/19/14	1,800,000.00	99.960	1,799,280.00	11.93	11.93	708.07	1,799,291.93
Total for Solid Waste Operating Fund					1,800,000.00		1,799,280.00	2,177.85	11.93	708.07	1,799,291.93
Stormwater Operating Fund											
3135G0PJ6	03/25/13	AGCY CALL	FNMA 0.400 03/25/15	12/25/13	0.00	100.057	0.00	0.00	0.00	0.00	0.00
3130A0GK0	12/30/13	AGCY CALL	FHLB 0.375 12/30/15		500,000.00	99.970	499,850.00	56.33	56.33	93.67	499,906.33
Total for Stormwater Operating Fund					500,000.00		499,850.00	56.33	56.33	93.67	499,906.33
Superdrome											
3134G2UA8	09/13/12	AGCY BULET	FHLMC 1.000 08/20/14		0.00	101.346	0.00	(9,257.46)	0.00	0.00	0.00
3130A2T30	08/26/14	AGCY CALL	FHLB 0.625 08/26/16	11/26/14	1,500,000.00	100.020	1,500,300.00	(58.33)	(58.33)	(241.67)	1,500,241.67
Total for Superdrome					1,500,000.00		1,500,300.00	(9,315.79)	(58.33)	(241.67)	1,500,241.67



City of Frisco
Amortization and Accretion
 From 09/30/2013 to 09/30/2014

CUSIP	Settle Date	Security Type	Security Description	Next Call Date	Purchase Qty	Orig Price	Original Cost	Amrt/Accr for Period	Total Amrt/Accr Since Purch	Remaining Disc / Prem	Book Value
Water & Sewer Fund											
3135G0PJ6	03/25/13	AGCY CALL	FNMA 0.400 03/25/15	12/25/13	0.00	100.060	0.00	0.00	0.00	0.00	0.00
3134G42V9	04/29/13	AGCY CALL	FHLMC 0.320 04/29/15	10/29/13	0.00	100.000	0.00	0.00	0.00	0.00	0.00
3133ED5T5	10/28/13	AGCY CALL	FFCB 0.375 10/28/15		0.00	99.900	0.00	137.07	0.00	0.00	0.00
3130A0GK0	12/30/13	AGCY CALL	FHLB 0.375 12/30/15		4,645,000.00	99.970	4,643,606.50	523.31	523.31	870.19	4,644,129.81
Total for Water & Sewer Fund					4,645,000.00		4,643,606.50	660.38	523.31	870.19	4,644,129.81
Water & Sewer Imp Fees											
3134G23H3	02/09/12	AGCY BULET	FHLMC 0.500 10/15/13		0.00	100.327	0.00	(227.07)	0.00	0.00	0.00
3134G4FE3	09/04/13	AGCY CALL	FHLMC 0.400 09/04/15	09/04/14	0.00	99.875	0.00	6,016.45	0.00	0.00	0.00
3133ED5T5	12/01/13	AGCY CALL	FFCB 0.375 10/28/15		0.00	99.905	0.00	2,862.93	0.00	0.00	0.00
3130A0SD3	02/21/14	AGCY BULET	FHLB 0.375 02/19/16		3,000,000.00	99.995	2,999,850.00	45.90	45.90	104.10	2,999,895.90
3134G5CP8	07/29/14	AGCY CALL	FHLMC 0.650 07/29/16	10/29/14	3,000,000.00	100.015	3,000,450.00	(155.01)	(155.01)	(294.99)	3,000,294.99
3134G5HA6	09/19/14	AGCY CALL	FHLMC 0.700 09/19/16	12/19/14	5,000,000.00	99.960	4,998,000.00	33.15	33.15	1,966.85	4,998,033.15
Total for Water & Sewer Imp Fees					11,000,000.00		10,998,300.00	8,576.35	(75.96)	1,775.96	10,998,224.04
Workforce Housing											
3134G2UA8	09/13/12	AGCY BULET	FHLMC 1.000 08/20/14		0.00	101.346	0.00	(2,160.07)	0.00	0.00	0.00
3130A2T30	08/26/14	AGCY CALL	FHLB 0.625 08/26/16	11/26/14	350,000.00	100.020	350,070.00	(13.61)	(13.61)	(56.39)	350,056.39
Total for Workforce Housing					350,000.00		350,070.00	(2,173.68)	(13.61)	(56.39)	350,056.39
Total for City of Frisco					126,555,920.70		126,542,625.14	19,304.75	2,298.53	10,997.03	126,544,923.67



City of Frisco
Projected Cash Flows
Cash Flows for next 180 days from 09/30/2014

CUSIP	Security Type	Security Description	Pay Date	Interest	Principal	Total Amount
Capital Proj / Esc						
3134G56P5	AGCY CALL	FHLMC 0.500 06/24/16	12/24/14	3,750.00	0.00	3,750.00
3130A0ZD5	AGCY CALL	FHLB 0.350 03/03/16	03/03/15	5,250.00	0.00	5,250.00
Total for Capital Proj / Esc				9,000.00	0.00	9,000.00
Capital Project Reserve Fund						
3130A0GK0	AGCY CALL	FHLB 0.375 12/30/15	12/31/14	937.50	0.00	937.50
Total for Capital Project Reserve Fund				937.50	0.00	937.50
Capital Reserve Fund						
3134G5HA6	AGCY CALL	FHLMC 0.700 09/19/16	03/19/15	5,250.00	0.00	5,250.00
Total for Capital Reserve Fund				5,250.00	0.00	5,250.00
CDC CO Bonds 2013						
3130A03Q1	AGCY BULET	FHLB 0.210 11/07/14	11/07/14	6,300.00	6,000,000.00	6,006,300.00
Total for CDC CO Bonds 2013				6,300.00	6,000,000.00	6,006,300.00
CDC Fund						
3134G56P5	AGCY CALL	FHLMC 0.500 06/24/16	12/24/14	12,500.00	0.00	12,500.00
3130A2FG6	AGCY CALL	FHLB 0.570 06/30/16	12/30/14	5,415.00	0.00	5,415.00
3134G4QK7	AGCY CALL	FHLMC 0.350 12/31/15	12/31/14	3,500.00	0.00	3,500.00
Total for CDC Fund				21,415.00	0.00	21,415.00



City of Frisco
Projected Cash Flows
Cash Flows for next 180 days from 09/30/2014

CUSIP	Security Type	Security Description	Pay Date	Interest	Principal	Total Amount
EDC Fund						
3134G4HZ4	AGCY CALL	FHLMC 0.500 10/28/15	10/28/14	3,125.00	0.00	3,125.00
CD-2041-1	CD	American Bk of TX CD 0.500 08/10/15	11/10/14	1,259.71	0.00	1,259.71
CD-7912	CD	American Bk of TX CD 0.250 05/17/15	11/17/14	3,152.67	0.00	3,152.67
3130A2FG6	AGCY CALL	FHLB 0.570 06/30/16	12/30/14	5,415.00	0.00	5,415.00
3134G4QK7	AGCY CALL	FHLMC 0.350 12/31/15	12/31/14	8,312.50	0.00	8,312.50
CD-2041-1	CD	American Bk of TX CD 0.500 08/10/15	02/10/15	1,259.71	0.00	1,259.71
CD-7912	CD	American Bk of TX CD 0.250 05/17/15	02/17/15	3,152.67	0.00	3,152.67
Total for EDC Fund				25,677.26	0.00	25,677.26
General Operating Fund						
3134G4QK7	AGCY CALL	FHLMC 0.350 12/31/15	12/31/14	7,000.00	0.00	7,000.00
Total for General Operating Fund				7,000.00	0.00	7,000.00
Impact Fees						
3134G4HZ4	AGCY CALL	FHLMC 0.500 10/28/15	10/28/14	5,000.00	0.00	5,000.00
3134G53J2	AGCY CALL	FHLMC 0.550 05/20/16	11/20/14	22,000.00	0.00	22,000.00
3134G5HA6	AGCY CALL	FHLMC 0.700 09/19/16	03/19/15	14,000.00	0.00	14,000.00
Total for Impact Fees				41,000.00	0.00	41,000.00
Insurance Reserve Fund						
3130A1HY7	AGCY CALL	FHLB 0.500 04/22/16	10/22/14	2,500.00	0.00	2,500.00
3130A0GK0	AGCY CALL	FHLB 0.375 12/30/15	12/31/14	1,875.00	0.00	1,875.00
3130A0SD3	AGCY BULET	FHLB 0.375 02/19/16	02/19/15	281.25	0.00	281.25
3134G5HA6	AGCY CALL	FHLMC 0.700 09/19/16	03/19/15	1,750.00	0.00	1,750.00
Total for Insurance Reserve Fund				6,406.25	0.00	6,406.25

CUSIP	Security Type	Security Description	Pay Date	Interest	Principal	Total Amount
Park Dedication Fees						
3134G56P5	AGCY CALL	FHLMC 0.500 06/24/16	12/24/14	8,750.00	0.00	8,750.00
3130A0GK0	AGCY CALL	FHLB 0.375 12/30/15	12/31/14	5,625.00	0.00	5,625.00
3134G5HA6	AGCY CALL	FHLMC 0.700 09/19/16	03/19/15	1,750.00	0.00	1,750.00
Total for Park Dedication Fees				16,125.00	0.00	16,125.00
PEG Fund						
3130A0GK0	AGCY CALL	FHLB 0.375 12/30/15	12/31/14	562.50	0.00	562.50
3130A0SD3	AGCY BULET	FHLB 0.375 02/19/16	02/19/15	375.00	0.00	375.00
Total for PEG Fund				937.50	0.00	937.50
Series 2008 GO Bonds						
3134G4QK7	AGCY CALL	FHLMC 0.350 12/31/15	12/31/14	8,750.00	0.00	8,750.00
Total for Series 2008 GO Bonds				8,750.00	0.00	8,750.00
Series 2013 CO-W&S						
3133ED4A7	AGCY BULET	FFCB 0.375 10/07/15	10/07/14	9,375.00	0.00	9,375.00
3134G4HZ4	AGCY CALL	FHLMC 0.500 10/28/15	10/28/14	12,500.00	0.00	12,500.00
3134G53J2	AGCY CALL	FHLMC 0.550 05/20/16	11/20/14	27,500.00	0.00	27,500.00
Total for Series 2013 CO-W&S				49,375.00	0.00	49,375.00
Series 2013 GO Bonds						
3134G4HZ4	AGCY CALL	FHLMC 0.500 10/28/15	10/28/14	12,500.00	0.00	12,500.00
Total for Series 2013 GO Bonds				12,500.00	0.00	12,500.00



City of Frisco
Projected Cash Flows
Cash Flows for next 180 days from 09/30/2014

CUSIP	Security Type	Security Description	Pay Date	Interest	Principal	Total Amount
Solid Waste Operating Fund						
3134G5HA6	AGCY CALL	FHLMC 0.700 09/19/16	03/19/15	6,300.00	0.00	6,300.00
Total for Solid Waste Operating Fund				6,300.00	0.00	6,300.00
Stormwater Operating Fund						
3130A0GK0	AGCY CALL	FHLB 0.375 12/30/15	12/31/14	937.50	0.00	937.50
Total for Stormwater Operating Fund				937.50	0.00	937.50
Water & Sewer Fund						
3130A0GK0	AGCY CALL	FHLB 0.375 12/30/15	12/31/14	8,709.37	0.00	8,709.37
Total for Water & Sewer Fund				8,709.37	0.00	8,709.37
Water & Sewer Imp Fees						
3130A0SD3	AGCY BULET	FHLB 0.375 02/19/16	02/19/15	5,625.00	0.00	5,625.00
3134G5HA6	AGCY CALL	FHLMC 0.700 09/19/16	03/19/15	17,500.00	0.00	17,500.00
Total for Water & Sewer Imp Fees				23,125.00	0.00	23,125.00



City of Frisco
Projected Cash Flows
Cash Flows for next 180 days from 09/30/2014

CUSIP	Security Type	Security Description	Pay Date	Interest	Principal	Total Amount
-------	---------------	----------------------	----------	----------	-----------	--------------

Total for All Portfolios

	October 2014	45,000.00	0.00	45,000.00
	November 2014	60,212.38	6,000,000.00	6,060,212.38
	December 2014	82,039.37	0.00	82,039.37
	February 2015	10,693.63	0.00	10,693.63
	March 2015	51,800.00	0.00	51,800.00
Total Projected Cash Flows for City of Frisco		249,745.38	6,000,000.00	6,249,745.38